

MAX™



model 5380-4 (TUN)



model 5382 (BK)



Optional Base
Arched aluminum base available on models 5380-4 and 5381-4. Specify "B5". Add \$117.00.

STANDARD FEATURES

- Contoured cushions provide excellent lumbar back support.
- All models (except armchair style) are standard with a five-legged, arched metal base.
- Base and frame are standard with a Tungsten colored finish (TUN).
- SSU sculpted armcaps in Black Only.
- C65 casters are standard.
- Model 5382 is standard with anti-tip glides.
- Base and frame are available in Black finish (BK). No Charge. Please Specify.

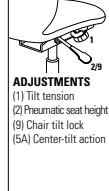
OPTIONAL FEATURES

- Please refer to the "Casters Selection" section of the price book for caster options. Optional casters may be priced higher than the standard casters for your chair and the difference will be charged. Lower priced optional casters will not be credited.
- For hard surface flooring casters, specify C65R and Add \$49.
- For availability of chair series in Vinyl please contact a Global Sales Representative.
- For fully assembled in box, please specify SU. Add \$53.

DESCRIPTION	FEATURES	MODEL#	STANDARD FABRIC GRADES											
-------------	----------	--------	------------------------	--	--	--	--	--	--	--	--	--	--	--



HB Tilter
COM Yardage: 1.75
Freight Class: 250
Product Weight (lbs.): 38
Cubic Feet Per Carton: 11.75



Ergonomic Features:
A, B, C, M, N, S

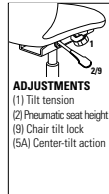
	1	2	3	4	5	6	7	8	9	10	11	12
5380-4	525	571	605	659	736	763	828	958	1017	1136	1295	1495

OVERALL DIMENSIONS			SEAT DIMENSIONS			BACK DIMENSIONS	
W	D	H	W	D	H	W	H
25.5	25.5	41	21.5	18	17-21	21	22

RTA 1



MB Tilter
COM Yardage: 1.50
Freight Class: 250
Product Weight (lbs.): 36
Cubic Feet Per Carton: 11.50




Ergonomic Features:
A, B, C, M, N, S

	1	2	3	4	5	6	7	8	9	10	11	12
5381-4	496	532	563	610	674	697	754	865	916	1017	1154	1325

OVERALL DIMENSIONS			SEAT DIMENSIONS			BACK DIMENSIONS	
W	D	H	W	D	H	W	H
25.5	24.5	37	21.5	18.5	17-21	21	18

RTA 1




Armchair - Cantilever base
COM Yardage: 1.50
Freight Class: 300
Product Weight (lbs.): 32
Cubic Feet Per Carton: 17.50

Ergonomic Features:
M, N

	1	2	3	4	5	6	7	8	9	10	11	12
5382	411	451	482	527	593	615	673	781	834	934	1071	1243

OVERALL DIMENSIONS			SEAT DIMENSIONS			BACK DIMENSIONS	
W	D	H	W	D	H	W	H
25.5	26	36.5	21	18	18	21	18.5

RTA 00



Armchair - 4 legged
COM Yardage: 1.50
Freight Class: 300
Product Weight (lbs.): 32
Cubic Feet Per Carton: 17.50

Ergonomic Features:
M, N

	1	2	3	4	5	6	7	8	9	10	11	12
5383	512	553	582	629	694	718	775	883	938	1036	1173	1344

OVERALL DIMENSIONS			SEAT DIMENSIONS			BACK DIMENSIONS	
W	D	H	W	D	H	W	H
25.5	28.5	36.5	21	18	18	21	18.5

RTA 00