

LURAY



Luray is offered in three back heights.

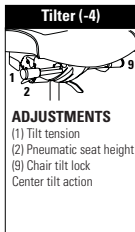


Standard Black Nylon Base/Arms with Self Skinned Urethane Armcaps

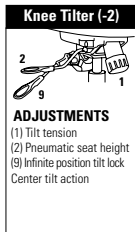
Optional Aluminum Base/Arms with Self Skinned Urethane Armcaps

Optional Aluminum Base/Arms with Wood Armcaps

MECHANISMS OPTIONS



Ergonomic Features:
A, B, C, M, N, S, U



Ergonomic Features:
A, B, C, J, M, N, U

STANDARD FEATURES

- Luray is designed for boardrooms, meeting rooms and executive offices.
- Luray offers a choice of finishes to match any environment: from durable nylon components to sophisticated polished aluminum and elegant wood trim.
- Three back heights are available, featuring horizontal sewing details.
- Stitch detail on edges of seat and back is discrete, using matched thread as standard.
- Choice of two mechanisms; tilter and knee-tilter.
- Standard with Global's high quality Soft Descent™ pneumatic lift which slowly and gently lowers the seat height of the chair making it easy to obtain the exact seat height you desire.
- Fixed loop arm design comes standard in Black fibreglass reinforced nylon with a self-skinned urethane (SSU) armcap; which is soft, durable and warm to the touch. The armcap overhangs the front and side of the arm so that chair to table contact is cushioned by the pliable edge.
- Five prong, injection molded, fibreglass reinforced, nylon medium rise base (B7B) with (C1) dual wheel carpet casters.
- Upholstery options: fabric, vinyl, leather or leather/mock leather combination.

OPTIONAL FEATURES

- All models will meet the requirements of California Technical Bulletin 133 (CAL133) when upholstered using appropriate upholstery materials.
- Depending on upholstery specified upcharges will apply. Please specify by Adding (-33) to the model number.
- Upholstery is available with exaggerated top stitch detail (heavier thread). Fourteen coordinating or contrasting colors may be selected. Please specify.
- For Additional caster options, please refer to the Arm and Caster section of the Price Book. Optional casters may be priced higher than the standard casters for your chair and the difference will be charged. Lower priced optional casters will not be credited.




OPTION CODES

Please Add option codes in the following order:

- Model number**
6460 Extended high back
6461 High back
6462 Medium back
 Add **(LM)** to model number if ordering in leather or leather /mock leather.
 Add **(-33)** to model number if CAL133 is required.
 - Fabric**
 Specify fabric code.
 - Mechanism**
(-4) Tilter mechanism **No Upcharge**
(-2) Knee-tilt mechanism **Add \$106**
 - Arms**
(SS) Black nylon arms w/SSU armcaps **No Upcharge**
(AN) Aluminum arms w/SSU armcaps **Add \$159**
 Aluminum arms w/Wood armcaps **Add \$159**
- Specify finish from the following:
(AB) Absolute (AAM)
(B2) Black (BKM)
(AE) Cherry (ACM)
(EO) English Oak (EOM)
(EC) Espresso Café (ECM)
(HG) Gray (HGM)
(AH) Honey (AHM)
(TM) Mahogany (TMM)
(AV) Maple (AVM)
(MW) Medium walnut (MWM)
(AT) Night (ASM)
(SK) Shaker Cherry (SKM)
(TF) Fruitwood (TFM)
(W4) Walnut (TWM)
(WR) WC Cream (WTM)
(WH) White (WHM)
(WC) Winter Cherry (WCM)
 (colors shown on website)
- Base**
(B7) Black nylon base.
(A7) Polished aluminum **Add \$117**
 - Casters**
(C1) Dual wheel carpet casters.
(C9R) Dual wheel hard floor casters **Add \$49**
 - Stitch detail**
(MS) Color matched stitching
 Decorative top stitch **No Upcharge**
(XP) Black **(XB)** Beige
(XG) Copen **(XA)** Graphite
(XK) Mahogany **(XJ)** Natural
(XH) Navy **(XD)** New Grey
(XF) Nickel **(XN)** Off White
(XL) Rubytone **(XI)** Scarlett
(XC) Smoke **(XE)** Taupe
 (colors shown on website)
 - Seat foam**
(SF) Standard foam
(MF) Memory foam **Add \$81**
 - Chair Assembly**
(SU) Assembled in Box **Add \$53**

EXAMPLE OF ORDER CODE:

6460	WA50	4	AH	A7	C1	MS	SF	SU
Model Number	Fabric	Mechanism	Arms	Base	Casters	Stitch Detail	Seat Foam	Chair Assembly

DESCRIPTION	FEATURES	MODEL#	STANDARD FABRIC GRADES											
			1	2	3	4	5	6	7	8	9	10	11	12
 <p>Extended High Back COM Yardage: 2.25 Freight Class: 250 Product Weight (lbs.): 46 Cubic Feet Per Carton: 14.75</p>		6460	917	979	1027	1100	1203	1251	1345	1494	1609	1737	2000	2279
		6460LM	-	-	-	-	1147	1196	1291	1439	1553	1682	1945	2225
			OVERALL DIMENSIONS			SEAT DIMENSIONS			BACK DIMENSIONS					
			W	D	H	W	D	H	W	H				
			25	26.5	46	20	19	16.5-20.5	20	27.5				
			RTA 1											
 <p>High Back COM Yardage: 2 Freight Class: 150 Product Weight (lbs.): 44 Cubic Feet Per Carton: 13</p>		6461	891	945	988	1053	1144	1188	1271	1404	1506	1619	1853	2102
		6461LM	-	-	-	-	1095	1139	1223	1355	1457	1570	1805	2054
			OVERALL DIMENSIONS			SEAT DIMENSIONS			BACK DIMENSIONS					
			W	D	H	W	D	H	W	H				
			25	26.5	42.5	20	19	16.5-20.5	20	24				
			RTA 1											
 <p>Medium Back COM Yardage: 1.75 Freight Class: 250 Product Weight (lbs.): 40 Cubic Feet Per Carton: 13</p>		6462	864	913	950	1007	1088	1125	1198	1314	1403	1503	1707	1925
		6462LM	-	-	-	-	1044	1082	1155	1270	1359	1459	1664	1882
			OVERALL DIMENSIONS			SEAT DIMENSIONS			BACK DIMENSIONS					
			W	D	H	W	D	H	W	H				
			25	26.5	39.5	20	19	16.5-20.5	20	21				
			RTA 1											