


DESCRIPTION	FEATURES	MODEL#	STANDARD FABRIC GRADES																																	
			1	2	3	4	5	6	7	8	9	10	11	12																						
 <b>Vertical Wood Slat Armchair</b> COM Yardage: .75 Freight Class: 300 Product Weight (lbs.): 18 Cubic Feet Per Carton: 16	Does not stack.  Ergonomic Features: M, N	<b>8526T</b>	727	746	761	782	811	823	850	899	924	970	1034	1113																						
		<table border="1"> <thead> <tr> <th colspan="3">OVERALL DIMENSIONS</th> <th colspan="3">SEAT DIMENSIONS</th> <th colspan="2">BACK DIMENSIONS</th> </tr> <tr> <th>W</th><th>D</th><th>H</th> <th>W</th><th>D</th><th>H</th> <th>W</th><th>H</th> </tr> </thead> <tbody> <tr> <td>21</td><td>23</td><td>33</td> <td>20</td><td>18.25</td><td>18</td> <td>17.5</td><td>14</td> </tr> </tbody> </table>	OVERALL DIMENSIONS			SEAT DIMENSIONS			BACK DIMENSIONS		W	D	H	W	D	H	W	H	21	23	33	20	18.25	18	17.5	14										
OVERALL DIMENSIONS			SEAT DIMENSIONS			BACK DIMENSIONS																														
W	D	H	W	D	H	W	H																													
21	23	33	20	18.25	18	17.5	14																													

RTA 00

LITE



Closed Loop Arms.



STANDARD FEATURES

- Lite is a modern series inspired by classic designs.
- Arms are offered in a choice of cantilevered or closed loop, both are extremely strong as they are made from fiberglass reinforced nylon - Black only.
- Frame is a heavy duty, equipped with Sytex™ a high-strength polyester webbing suspension system for extra comfort. Cantilever frame models are 1" diameter 1 gauge tubular steel. Four legged frames are 1" diameter front legs and 7/8" diameter rear legs, 12 and 14 gauge tubular steel depending on the model.
- All models are equipped with Black non-marking glides as standard.
- All models are rated for 300lbs, active user load per seat.
- Select models will meet the requirements of CAL133 when upholstered using appropriate upholstery materials. Depending on upholstery specified, up charges will apply.
- All models are fully assembled.
- Four legged are standard with a wall saver frame. the base touches the wall before the upper back to protect the wall from damage.

OPTIONAL FEATURES

- Mesh models are available in any of the 24 standard Vue Mesh colors. Seat and back will be the same color mesh. Please specify color: Sandy Beach (VU10), Desert Sand (VU11), Orange Sunset (VU12), Chocolate Fountain (VU13), Artic Blue (VU14), Quarry Grey (VU15), Tidal Wave (VU16), Ivy Moss (VU17), Red Rose (VU18), Black (VU19), White (VU20), Lime (VU21), Chartreuse (VU23), Pool Blue (VU26), Sky (VU28), Ice (VU30), Primary Blue (VU32), Tangerine (VU34), Paprika (VU37), Grain (VU40), Yellow (VU43), Silver Grey (VU55), Silver (VU63), Hot Pink (VU65) and Red Mittens (VU70)
- Upholstered models are available in fabric, vinyl, Leather or Leather/Mock Leather combination. Except Quilt.
- Caster models are standard with C82 dual wheel carpet casters. For hard floor surface flooring casters please specify C9R, add \$66.
- Metal frame finish is standard in Black (BLK). Optional Tungsten (TUN) finish is available at no upcharge. Please specify finish.
- Optional Chrome (CHR) finish, add \$69 Please specify finish.
- Measurement shown for weight is per unit.



**Four-legged Frame Armless**  
 COM Yardage: N/A  
 Freight Class: 150  
 Product Weight (lbs.): 26  
 Cubic Feet Per Carton: 12.5

Does not stack.

	1	2	3	4	5	6	7	8	9	10	11	12																								
	<b>5940</b>	544																																		
	<table border="1"> <thead> <tr> <th colspan="3">OVERALL DIMENSIONS</th> <th colspan="3">SEAT DIMENSIONS</th> <th colspan="2">BACK DIMENSIONS</th> </tr> <tr> <th>W</th><th>D</th><th>H</th> <th>W</th><th>D</th><th>H</th> <th>W</th><th>H</th> </tr> </thead> <tbody> <tr> <td>21.75</td><td>24.75</td><td>34.25</td> <td>20</td><td>17</td><td>19</td> <td>16</td><td>19</td> </tr> </tbody> </table>												OVERALL DIMENSIONS			SEAT DIMENSIONS			BACK DIMENSIONS		W	D	H	W	D	H	W	H	21.75	24.75	34.25	20	17	19	16	19
OVERALL DIMENSIONS			SEAT DIMENSIONS			BACK DIMENSIONS																														
W	D	H	W	D	H	W	H																													
21.75	24.75	34.25	20	17	19	16	19																													

RTA 00



**Four-legged Frame Armless w/Casters**  
 COM Yardage: N/A  
 Freight Class: 150  
 Product Weight (lbs.): 26  
 Cubic Feet Per Carton: 12.5






Does not stack.






	1	2	3	4	5	6	7	8	9	10	11	12																								
	<b>5940C</b>	631																																		
	<table border="1"> <thead> <tr> <th colspan="3">OVERALL DIMENSIONS</th> <th colspan="3">SEAT DIMENSIONS</th> <th colspan="2">BACK DIMENSIONS</th> </tr> <tr> <th>W</th><th>D</th><th>H</th> <th>W</th><th>D</th><th>H</th> <th>W</th><th>H</th> </tr> </thead> <tbody> <tr> <td>21.75</td><td>24.75</td><td>34.25</td> <td>20</td><td>17</td><td>19</td> <td>16</td><td>19</td> </tr> </tbody> </table>												OVERALL DIMENSIONS			SEAT DIMENSIONS			BACK DIMENSIONS		W	D	H	W	D	H	W	H	21.75	24.75	34.25	20	17	19	16	19
OVERALL DIMENSIONS			SEAT DIMENSIONS			BACK DIMENSIONS																														
W	D	H	W	D	H	W	H																													
21.75	24.75	34.25	20	17	19	16	19																													


RTA 00


# MULTI-PURPOSE


LITE L


DESCRIPTION	FEATURES	MODEL#	STANDARD FABRIC GRADES												
			1	2	3	4	5	6	7	8	9	10	11	12	
 <p><b>Four-legged Frame w/Cantilever Arms</b> COM Yardage: N/A Freight Class: 150 Product Weight (lbs.): 29 Cubic Feet Per Carton: 13.75</p>	Does not stack.	5941	626												
		<b>OVERALL DIMENSIONS</b>			<b>SEAT DIMENSIONS</b>			<b>BACK DIMENSIONS</b>							
		<b>W</b>	<b>D</b>	<b>H</b>	<b>W</b>	<b>D</b>	<b>H</b>	<b>W</b>	<b>H</b>						
		24	25.5	34.25	20	17	19	16	19						
			<b>RTA 00</b>												
 <p><b>Four-legged Frame w/Cantilever Arms &amp; Casters</b> COM Yardage: N/A Freight Class: 150 Product Weight (lbs.): 29 Cubic Feet Per Carton: 13.75</p>	Does not stack.	5941C	712												
		<b>OVERALL DIMENSIONS</b>			<b>SEAT DIMENSIONS</b>			<b>BACK DIMENSIONS</b>							
		<b>W</b>	<b>D</b>	<b>H</b>	<b>W</b>	<b>D</b>	<b>H</b>	<b>W</b>	<b>H</b>						
		24	25.5	34.25	20	17	19	16	19						
			<b>RTA 00</b>												
 <p><b>Four-legged Frame w/ Loop Arms</b> COM Yardage: N/A Freight Class: 150 Product Weight (lbs.): 29 Cubic Feet Per Carton: 13.75</p>	Does not stack.	5942	626												
		<b>OVERALL DIMENSIONS</b>			<b>SEAT DIMENSIONS</b>			<b>BACK DIMENSIONS</b>							
		<b>W</b>	<b>D</b>	<b>H</b>	<b>W</b>	<b>D</b>	<b>H</b>	<b>W</b>	<b>H</b>						
		23.75	25.5	34.25	20	17	19	16	19						
			<b>RTA 00</b>												
 <p><b>Four-legged Frame w/ Loop Arms &amp; Casters</b> COM Yardage: N/A Freight Class: 150 Product Weight (lbs.): 29 Cubic Feet Per Carton: 13.75</p>	Does not stack.	5942C	712												
		<b>OVERALL DIMENSIONS</b>			<b>SEAT DIMENSIONS</b>			<b>BACK DIMENSIONS</b>							
		<b>W</b>	<b>D</b>	<b>H</b>	<b>W</b>	<b>D</b>	<b>H</b>	<b>W</b>	<b>H</b>						
		23.75	25.5	34.25	20	17	19	16	19						
			<b>RTA 00</b>												
 <p><b>Cantilever Frame Armless</b> COM Yardage: N/A Freight Class: 150 Product Weight (lbs.): 27 Cubic Feet Per Carton: 12.5</p>	Does not stack.	5943	590												
		<b>OVERALL DIMENSIONS</b>			<b>SEAT DIMENSIONS</b>			<b>BACK DIMENSIONS</b>							
		<b>W</b>	<b>D</b>	<b>H</b>	<b>W</b>	<b>D</b>	<b>H</b>	<b>W</b>	<b>H</b>						
		21.75	23.5	34.25	20	17	19	16	19						
			<b>RTA 00</b>												


DESCRIPTION	FEATURES	MODEL#	STANDARD FABRIC GRADES												
			1	2	3	4	5	6	7	8	9	10	11	12	
 <p><b>Cantilever Frame w/Cantilever Arms</b> COM Yardage: N/A Freight Class: 150 Product Weight (lbs.): 35 Cubic Feet Per Carton: 13.75</p>	Does not stack.	5944	671												
		<b>OVERALL DIMENSIONS</b>			<b>SEAT DIMENSIONS</b>			<b>BACK DIMENSIONS</b>							
		<b>W</b>	<b>D</b>	<b>H</b>	<b>W</b>	<b>D</b>	<b>H</b>	<b>W</b>	<b>H</b>						
		24	23.5	34.25	20	17	19	16	19						
			<b>RTA 00</b>												
 <p><b>Cantilever Frame w/Loop Arms</b> COM Yardage: N/A Freight Class: 150 Product Weight (lbs.): 35 Cubic Feet Per Carton: 13.75</p>	Does not stack.	5945	671												
		<b>OVERALL DIMENSIONS</b>			<b>SEAT DIMENSIONS</b>			<b>BACK DIMENSIONS</b>							
		<b>W</b>	<b>D</b>	<b>H</b>	<b>W</b>	<b>D</b>	<b>H</b>	<b>W</b>	<b>H</b>						
		23.75	23.5	34.25	20	17	19	16	19						
			<b>RTA 00</b>												
 <p><b>Upholstered Four-legged Frame Armless</b> COM Yardage: 1.50 Freight Class: 150 Product Weight (lbs.): 26 Cubic Feet Per Carton: 12.5</p>	Does not stack.	5950	450	491	523	572	641	673	735	835	911	996	1172	1358	
		5950LM	-	-	-	-	641	-	-	835	911	996	1172	1358	
		<b>OVERALL DIMENSIONS</b>			<b>SEAT DIMENSIONS</b>			<b>BACK DIMENSIONS</b>							
		<b>W</b>	<b>D</b>	<b>H</b>	<b>W</b>	<b>D</b>	<b>H</b>	<b>W</b>	<b>H</b>						
21.75	24.75	34.25	20	17	19	16	19								
			<b>RTA 00</b>												
 <p><b>Upholstered Four-legged Frame Armless w/Casters</b> COM Yardage: 1.50 Freight Class: 150 Product Weight (lbs.): 26 Cubic Feet Per Carton: 12.5</p>	Does not stack.	5950C	536	577	609	658	727	758	821	921	997	1082	1258	1362	
		5950CLM	-	-	-	-	727	-	-	921	997	1082	1258	1444	
		<b>OVERALL DIMENSIONS</b>			<b>SEAT DIMENSIONS</b>			<b>BACK DIMENSIONS</b>							
		<b>W</b>	<b>D</b>	<b>H</b>	<b>W</b>	<b>D</b>	<b>H</b>	<b>W</b>	<b>H</b>						
21.75	24.75	34.25	20	17	19	16	19								
			<b>RTA 00</b>												
 <p><b>Upholstered Four-legged Frame w/Cantilever Arms</b> COM Yardage: 1.50 Freight Class: 150 Product Weight (lbs.): 29 Cubic Feet Per Carton: 13.75</p>	Does not stack.	5951	530	572	604	652	721	753	816	915	992	1076	1252	1357	
		5951LM	-	-	-	-	721	-	-	915	992	1076	1252	1439	
		<b>OVERALL DIMENSIONS</b>			<b>SEAT DIMENSIONS</b>			<b>BACK DIMENSIONS</b>							
		<b>W</b>	<b>D</b>	<b>H</b>	<b>W</b>	<b>D</b>	<b>H</b>	<b>W</b>	<b>H</b>						
24	25.5	34.25	20	17	19	16	19								
			<b>RTA 00</b>												


DESCRIPTION	FEATURES	MODEL#	STANDARD FABRIC GRADES											
			1	2	3	4	5	6	7	8	9	10	11	12
	<p><b>Upholstered Four-legged Frame w/Cantilever Arms &amp; Casters</b>                      COM Yardage: 1.50                      Freight Class: 150                      Product Weight (lbs.): 29                      Cubic Feet Per Carton: 13.75</p> <p>Does not stack.</p>	<b>5951C</b>	617	659	691	739	808	840	903	1002	1079	1163	1339	1439
		<b>5951CLM</b>	-	-	-	-	808	-	-	1002	1079	1163	1339	1526
		<b>OVERALL DIMENSIONS</b>			<b>SEAT DIMENSIONS</b>			<b>BACK DIMENSIONS</b>						
			<b>W</b>	<b>D</b>	<b>H</b>	<b>W</b>	<b>D</b>	<b>H</b>	<b>W</b>	<b>H</b>				
			24	25.5	34.25	20	17	19	16	19				
			<b>RTA 00</b>											

DESCRIPTION	FEATURES	MODEL#	STANDARD FABRIC GRADES											
			1	2	3	4	5	6	7	8	9	10	11	12
	<p><b>Upholstered Four-legged Frame w/Loop Arms</b>                      COM Yardage: 1.50                      Freight Class: 150                      Product Weight (lbs.): 29                      Cubic Feet Per Carton: 13.75</p> <p>Does not stack.</p>	<b>5952</b>	530	572	604	652	721	753	816	915	992	1076	1252	1357
		<b>5952LM</b>	-	-	-	-	721	-	-	915	992	1076	1252	1439
		<b>OVERALL DIMENSIONS</b>			<b>SEAT DIMENSIONS</b>			<b>BACK DIMENSIONS</b>						
			<b>W</b>	<b>D</b>	<b>H</b>	<b>W</b>	<b>D</b>	<b>H</b>	<b>W</b>	<b>H</b>				
			23.75	25.5	34.25	20	17	19	16	19				
			<b>RTA 00</b>											

DESCRIPTION	FEATURES	MODEL#	STANDARD FABRIC GRADES											
			1	2	3	4	5	6	7	8	9	10	11	12
	<p><b>Upholstered Four-legged Frame w/Loop Arms &amp; Casters</b>                      COM Yardage: 1.50                      Freight Class: 150                      Product Weight (lbs.): 29                      Cubic Feet Per Carton: 13.75</p> <p>Does not stack.</p>	<b>5952C</b>	617	659	691	739	808	840	903	1002	1079	1163	1339	1439
		<b>5952CLM</b>	-	-	-	-	808	-	-	1002	1079	1163	1339	1526
		<b>OVERALL DIMENSIONS</b>			<b>SEAT DIMENSIONS</b>			<b>BACK DIMENSIONS</b>						
			<b>W</b>	<b>D</b>	<b>H</b>	<b>W</b>	<b>D</b>	<b>H</b>	<b>W</b>	<b>H</b>				
			23.75	25.5	34.25	20	17	19	16	19				
			<b>RTA 00</b>											

DESCRIPTION	FEATURES	MODEL#	STANDARD FABRIC GRADES											
			1	2	3	4	5	6	7	8	9	10	11	12
	<p><b>Upholstered Cantilever Frame Armless</b>                      COM Yardage: 1.50                      Freight Class: 150                      Product Weight (lbs.): 27                      Cubic Feet Per Carton: 12.5</p> <p>Does not stack.</p>	<b>5953</b>	494	536	568	616	685	717	780	879	956	1040	1216	1323
		<b>5953LM</b>	-	-	-	-	685	-	-	879	956	1040	1216	1403
		<b>OVERALL DIMENSIONS</b>			<b>SEAT DIMENSIONS</b>			<b>BACK DIMENSIONS</b>						
			<b>W</b>	<b>D</b>	<b>H</b>	<b>W</b>	<b>D</b>	<b>H</b>	<b>W</b>	<b>H</b>				
			21.75	23.5	34.25	20	17	19	16	19				
			<b>RTA 00</b>											

DESCRIPTION	FEATURES	MODEL#	STANDARD FABRIC GRADES											
			1	2	3	4	5	6	7	8	9	10	11	12
	<p><b>Upholstered Cantilever Frame w/Cantilever Arms</b>                      COM Yardage: 1.50                      Freight Class: 150                      Product Weight (lbs.): 35                      Cubic Feet Per Carton: 13.75</p> <p>Does not stack.</p>	<b>5954</b>	576	617	649	698	767	799	861	961	1037	1122	1298	1484
		<b>5954LM</b>	-	-	-	-	767	-	-	961	1037	1122	1298	1400
		<b>OVERALL DIMENSIONS</b>			<b>SEAT DIMENSIONS</b>			<b>BACK DIMENSIONS</b>						
			<b>W</b>	<b>D</b>	<b>H</b>	<b>W</b>	<b>D</b>	<b>H</b>	<b>W</b>	<b>H</b>				
			24	23.5	34.25	20	17	19	16	19				
			<b>RTA 00</b>											

DESCRIPTION	FEATURES	MODEL#	STANDARD FABRIC GRADES											
			1	2	3	4	5	6	7	8	9	10	11	12
 <b>Upholstered Cantilever Frame w/Loop Arms</b> COM Yardage: 1.50 Freight Class: 150 Product Weight (lbs.): 35 Cubic Feet Per Carton: 13.75	Does not stack.	<b>5955</b>	576	617	649	698	767	799	861	961	1037	1122	1298	1400
		<b>5955LM</b>	-	-	-	-	767	-	-	961	1037	1122	1298	1484
			<b>OVERALL DIMENSIONS</b>			<b>SEAT DIMENSIONS</b>			<b>BACK DIMENSIONS</b>					
			<b>W</b>	<b>D</b>	<b>H</b>	<b>W</b>	<b>D</b>	<b>H</b>	<b>W</b>	<b>H</b>				
			23.75	23.5	34.25	20	17	19	16	19				
<b>RTA 00</b>														

MARCHE™



model 8624 (BCH)

model 8621 (CH)

STANDARD FEATURES

- A contemporary wood seating series.
- Legs are standard in Black.
- Does not stack.
- \*\*This item may require a longer lead time. Please contact your Global sales representative for further information.

OPTIONAL FEATURES

- Wood backs are available in Absolute (AAM), Black (BKM), Cherry (ACM), Cream (WTM), Espresso Cafe (ECM), English Oak (EOM), Fruitwood (TFM), Gray (HGM), Honey (AHM),

Mahogany (TMM), Maple (AVM), Medium Walnut (MWM), Night (ASM), Shaker Cherry (SKM), Walnut (TWM), White (WHM) and Winter Cherry (WCM). Please Specify. Genuine maple faced veneers and solids are used.

- Optional finishes are available at an upcharge. For models 8621, 8622 or 8624 add \$66 for Chrome (CH) or Brushed Chrome (BCH), Add \$44 for Tungsten (TUN). For models 8621S, 8622S or 8624S add \$87 for Chrome (CH) or Brushed Chrome (BCH), Add \$62 for Tungsten (TUN).
- Available in fabric, most vinyls and leather.



**Side Chair** Open wood back  
 COM Yardage: .75  
 Freight Class: 250  
 Product Weight (lbs.): 43  
 Cubic Feet Per Carton: 15

Does not stack.

MODEL#	1	2	3	4	5	6	7	8	9	10	11	12	
	<b>8621</b>	804	862	877	898	929	940	966	1017	1040	1087	1152	1231
			<b>OVERALL DIMENSIONS</b>			<b>SEAT DIMENSIONS</b>			<b>BACK DIMENSIONS</b>				
			<b>W</b>	<b>D</b>	<b>H</b>	<b>W</b>	<b>D</b>	<b>H</b>	<b>W</b>	<b>H</b>			
			20	21	31.5	19	16.5	19	20	13.5			
<b>RTA 00</b>													



**Side Chair** Closed Upholstered Wood back  
 COM Yardage: 1.25  
 Freight Class: 250  
 Product Weight (lbs.): 43  
 Cubic Feet Per Carton: 15.73

Does not stack.

MODEL#	1	2	3	4	5	6	7	8	9	10	11	12	
	<b>8622</b>	812	883	907	943	994	1012	1056	1140	1180	1259	1365	1497
			<b>OVERALL DIMENSIONS</b>			<b>SEAT DIMENSIONS</b>			<b>BACK DIMENSIONS</b>				
			<b>W</b>	<b>D</b>	<b>H</b>	<b>W</b>	<b>D</b>	<b>H</b>	<b>W</b>	<b>H</b>			
			20	21	31.5	19	16.5	19	20	13.5			
<b>RTA 00</b>													



**Side Chair** Closed Wood Back  
 COM Yardage: .75  
 Freight Class: 250  
 Product Weight (lbs.): 43  
 Cubic Feet Per Carton: 15.73

Does not stack.

MODEL#	1	2	3	4	5	6	7	8	9	10	11	12	
	<b>8624</b>	804	862	877	898	929	940	966	1017	1040	1087	1152	1231
			<b>OVERALL DIMENSIONS</b>			<b>SEAT DIMENSIONS</b>			<b>BACK DIMENSIONS</b>				
			<b>W</b>	<b>D</b>	<b>H</b>	<b>W</b>	<b>D</b>	<b>H</b>	<b>W</b>	<b>H</b>			
			20	21	31.5	19	16.5	19	20	13.5			
<b>RTA 00</b>													