

JEO



model 8434



model 8433-4



Optional Quilted Stitch Back (Q).



model 8435-2224



model 8436-1530



Optional 5 prong base with glides (G).

STANDARD FEATURES

- Jeo is a contemporary, retro - inspired series with versatility for a variety of workplace applications.
- The tailored box styling functions well in lounge, conferencing, collaboration and side/guest environments.
- Three seating models: swivel tilter with a 5 prong caster base, a swivel self-centering return with a stationary round pedestal base or a matching four legged Arm Chair.
- Model 8433-4 is standard with a 5 prong aluminum base with carpet casters (HC).
- Jeo also offers two styles of matching pedestal base occasional tables with a round or square laminate top, available in two height sizes --- 15" and 22" high.

OPTIONAL FEATURES

- Chairs can be upholstered in fabric, vinyl, leather or a combination of two or more materials. The upholstery surfaces are seamed together with tailored double stitch detailing.
- Chairs are available with an Optional Quilted Stitch back. Please specify (Q). Add \$149.
- Optional 5 prong aluminum base with glides. Please specify (G).
- Optional soft casters are available on the 5 prong base. Please specify (SC). Add \$93
- The round pedestal base and 4 legged frame are available in Chrome (CH) or Brushed Chrome (BCH). Please specify.
- Occasional tables are available in the following laminate finishes to coordinate with Global Desking and wood seating; Tiger Walnut (TWL), Tiger Maple (TMP), Tiger Fruitwood (TFW), Avant Cherry (AWC), Avant Honey (AWH), Brushed Cobalt (BRC), Dark Espresso (DES), Winter Cherry (WCRI), Black (BLK), Absolute Acajou (ACJ), Asian Night (ASN), White Chocolate (WHC), Shaker Cherry (SKC) and Hayden Grey (HGT). Please Specify.

DESCRIPTION	FEATURES	MODEL#	STANDARD FABRIC GRADES											
			1	2	3	4	5	6	7	8	9	10	11	12



Self-Centering Lounge Chair on Pedestal Base

COM Yardage: 2.50  
 Freight Class: 250  
 Product Weight (lbs.): 50  
 Cubic Feet Per Carton: 22

Ergonomic Features:  
 C

8434	1599	1662	1711	1786	1890	1929	2021	2197	2282	2445	2666	2943
------	------	------	------	------	------	------	------	------	------	------	------	------

OVERALL DIMENSIONS			SEAT DIMENSIONS			BACK DIMENSIONS	
W	D	H	W	D	H	W	H
26	25	30-32.5	20	19	16.5-19	20	15



Swivel Tilter Chair

COM Yardage: 2.50  
 Freight Class: 250  
 Product Weight (lbs.): 50  
 Cubic Feet Per Carton: 22

Ergonomic Features:  
 A, B, C, S

8433-4	1085	1144	1192	1263	1364	1400	1489	1657	1738	1894	2107	2371
--------	------	------	------	------	------	------	------	------	------	------	------	------

OVERALL DIMENSIONS			SEAT DIMENSIONS			BACK DIMENSIONS	
W	D	H	W	D	H	W	H
26	25	30-32.5	20	19	16.5-19	20	15



Arm Chair

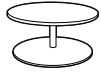
COM Yardage: 2.50  
 Freight Class: 250  
 Product Weight (lbs.): 50  
 Cubic Feet Per Carton: 22

8437	1055	1124	1178	1259	1373	1427	1531	1696	1825	1967	2258	2570
------	------	------	------	------	------	------	------	------	------	------	------	------

OVERALL DIMENSIONS			SEAT DIMENSIONS			BACK DIMENSIONS	
W	D	H	W	D	H	W	H
26	25	34	20	19	18	20	15

DESCRIPTION	FEATURES	MODEL#	STANDARD FABRIC GRADES											
			1	2	3	4	5	6	7	8	9	10	11	12

			1	2	3	4	5	6	7	8	9	10	11	12
		<b>8435-1524</b>	982											



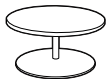
**15" H Round End Table - 24" Dia. Top on Pedestal Base**

COM Yardage: n/a  
 Freight Class: 150  
 Product Weight (lbs.): 44  
 Cubic Feet Per Carton: 10

OVERALL DIMENSIONS			SEAT DIMENSIONS			BACK DIMENSIONS	
W	Dia.	H	W	D	H	W	H

24 15

			1	2	3	4	5	6	7	8	9	10	11	12
		<b>8435-1530</b>	1146											



**15" H Round Coffee Table - 30" Dia. Top on Pedestal Base**

COM Yardage: n/a  
 Freight Class: 150  
 Product Weight (lbs.): 44  
 Cubic Feet Per Carton: 10

OVERALL DIMENSIONS			SEAT DIMENSIONS			BACK DIMENSIONS	
W	Dia.	H	W	D	H	W	H

30 15

			1	2	3	4	5	6	7	8	9	10	11	12
		<b>8435-2224</b>	1076											



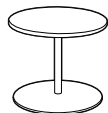
**22" H Round End Table - 24" Dia. Top on Pedestal Base**

COM Yardage: n/a  
 Freight Class: 150  
 Product Weight (lbs.): 44  
 Cubic Feet Per Carton: 10

OVERALL DIMENSIONS			SEAT DIMENSIONS			BACK DIMENSIONS	
W	Dia.	H	W	D	H	W	H

24 22

			1	2	3	4	5	6	7	8	9	10	11	12
		<b>8435-2230</b>	1240											



**22" H Round Coffee Table - 30" Dia. Top on Pedestal Base**

COM Yardage: n/a  
 Freight Class: 150  
 Product Weight (lbs.): 44  
 Cubic Feet Per Carton: 10

OVERALL DIMENSIONS			SEAT DIMENSIONS			BACK DIMENSIONS	
W	Dia.	H	W	D	H	W	H

30 22

			1	2	3	4	5	6	7	8	9	10	11	12
		<b>8436-1524</b>	982											



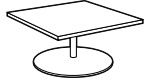
**15" H Square End Table - 24" Top on Pedestal Base**

COM Yardage: n/a  
 Freight Class: 150  
 Product Weight (lbs.): 44  
 Cubic Feet Per Carton: 10

OVERALL DIMENSIONS			SEAT DIMENSIONS			BACK DIMENSIONS	
W	D	H	W	D	H	W	H

24 24 15

DESCRIPTION	FEATURES	MODEL#	STANDARD FABRIC GRADES											
			1	2	3	4	5	6	7	8	9	10	11	12



**15" H Square End Coffee - 30" Top on Pedestal Base**  
 COM Yardage: n/a  
 Freight Class: 150  
 Product Weight (lbs.): 44  
 Cubic Feet Per Carton: 10

8436-1530	1146													
-----------	------	--	--	--	--	--	--	--	--	--	--	--	--	--

OVERALL DIMENSIONS			SEAT DIMENSIONS			BACK DIMENSIONS	
W	D	H	W	D	H	W	H

30 30 15



**22" H Square End Table - 24" Top on Pedestal Base**  
 COM Yardage: n/a  
 Freight Class: 150  
 Product Weight (lbs.): 44  
 Cubic Feet Per Carton: 10

8436-2224	1076													
-----------	------	--	--	--	--	--	--	--	--	--	--	--	--	--

OVERALL DIMENSIONS			SEAT DIMENSIONS			BACK DIMENSIONS	
W	D	H	W	D	H	W	H

24 24 22



**22" H Square End Coffee - 30" Top on Pedestal Base**  
 COM Yardage: n/a  
 Freight Class: 150  
 Product Weight (lbs.): 44  
 Cubic Feet Per Carton: 10

8436-2230	1240													
-----------	------	--	--	--	--	--	--	--	--	--	--	--	--	--

OVERALL DIMENSIONS			SEAT DIMENSIONS			BACK DIMENSIONS	
W	D	H	W	D	H	W	H

30 30 22