
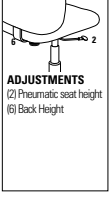


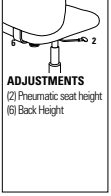

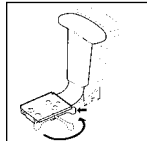


DESCRIPTION	FEATURES	MODEL#	STANDARD FABRIC GRADES															
			1	2	3	4	5	6	7	8	9	10	11	12				
 <p>Drafting Task Chair w/ Arms COM Yardage: 1.50 Freight Class: 125 Product Weight (lbs.): 44 Cubic Feet Per Carton: 6.75</p>	 <p>ADJUSTMENTS (2) Pneumatic seat height (6) Back Height</p>	2235-6	465	504	536	581	646	670	727	836	889	989	1125	1298				
			OVERALL DIMENSIONS			SEAT DIMENSIONS			BACK DIMENSIONS									
			W	D	H	W	D	H	W	H								
			25	24.5	48	20	17	23.5-33.5	18.5	20.5-22								
	Ergonomic Features: C, D, H, N	RTA 2																
 <p>Drafting Task Chair Armless COM Yardage: 1.50 Freight Class: 150 Product Weight (lbs.): 36 Cubic Feet Per Carton: 6.75</p>	 <p>ADJUSTMENTS (2) Pneumatic seat height (6) Back Height</p>	2236-6	408	447	477	524	587	611	668	777	828	929	1067	1240				
			OVERALL DIMENSIONS			SEAT DIMENSIONS			BACK DIMENSIONS									
			W	D	H	W	D	H	W	H								
			20.5	24.5	48	20	17	23.5-33.5	18.5	20.5-22								
	Ergonomic Features: C, D, H, N	RTA 2																

GRAHAM™



model 3144 (3N)




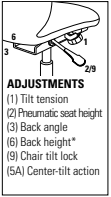
Vari-Width Adapter Plate (WA)
Available when chair is ordered with adjustable height arms.

STANDARD FEATURES

- Features a multi-curved backrest with an impact resistant outer back shell.
- Standard with adjustable height T-arms with curved urethane armcaps (3N) in Black Only.
- All models are standard with a five-legged, injection molded "spider" base and C10 casters
- Base and frame available in Black (BK) Only.
- Not available in Leather.
- Vari-Width Adapter Plate (WA) allows each arm to move outward an additional 2". Specify "WA". Add \$56 also height adjustable.

OPTIONAL FEATURES

- Please refer to "Arms Selection" section of the price book for arm options.
- Optional ballistic nylon outer back fabric available. Resistant to impact damage. Available in Black Only (BKB). Add \$14.
- Please refer to the "Casters Selection" section of the price book for caster options. Optional casters may be priced higher than the standard casters for your chair and the difference will be charged. Lower priced optional casters will not be credited.
- For hard surface flooring casters, specify C65R. Add \$47.
- For fully assembled in box, please specify SU. Add \$53.

DESCRIPTION	FEATURES	MODEL#	STANDARD FABRIC GRADES															
			1	2	3	4	5	6	7	8	9	10	11	12				
 <p>LB Ergo - Tilter COM Yardage: 1.50 Freight Class: 150 Product Weight (lbs.): 50 Cubic Feet Per Carton: 9.25</p>	 <p>ADJUSTMENTS (1) Tilt tension (2) Pneumatic seat height (3) Back angle (6) Back height* (8) Chair tilt lock (SA) Center-tilt action</p>	3144	544	581	612	659	722	748	804	914	966	1065	1203	1375				
			OVERALL DIMENSIONS			SEAT DIMENSIONS			BACK DIMENSIONS									
			W	D	H	W	D	H	W	H								
			25	26	37.5	20	19.5	17-21	19.5	17.5-20								
	Ergonomic Features: A, B, C, D, G, H, M, N, S	RTA 2	