

DIPLOMAT



model 2106

model 2107

STANDARD FEATURES


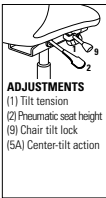

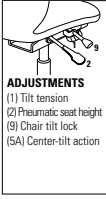
- A contoured seat and back are accented by wood arms and base (on tilter models), providing comfort and classic styling.
- Series includes Tilters, guest chairs and bar stool. See page 178-179 for additional series
- C1 casters are standard on tilter models.
- When upholstered in Leather or Leather Mock, models will be in all Leather or in all Leather Mock.

OPTIONAL FEATURES

- Wood-capped base and arms are available in Absolute (AAM), Black (BKM), Cherry (ACM), Espresso Cafe (ECM), English Oak (EOM), Fruitwood (TFM), Gray (HGM), Honey (AHM),

Mahogany (TMM), Maple (AVM), Medium Walnut (MWM), Night (ASM), Shaker Cherry (SKM), Walnut (TWM), WC Cream (WTM), White (WHM) and Winter Cherry (WCM). Please Specify. Genuine maple faced veneers and solids are used.

- Please refer to the "Casters Selection" section of the price book for caster options. Optional casters may be priced higher than the standard casters for your chair and the difference will be charged. Lower priced optional casters will not be credited.
- For fully assembled in box, please specify SU. Add \$53.

| DESCRIPTION | FEATURES | MODEL# | STANDARD FABRIC GRADES | | | | | | | | | | | | | |
|--|---|--------------------|---------------------------|----------|----------|------------------------|----------|-----------|------------------------|----------|------|------|------|------|--|--|
| | | | 1 | 2 | 3 | 4 | 5 | 6 | 7 | 8 | 9 | 10 | 11 | 12 | | |
|  <p>HB Tilter COM Yardage: 11.75 Freight Class: 250 Product Weight (lbs.): 40 Cubic Feet Per Carton: 11.75</p> |  <p>ADJUSTMENTS (1) Tilt tension (2) Pneumatic seat height (9) Chair tilt lock (5A) Center-tilt action</p> | <p>2106</p> | 830 | 880 | 921 | 980 | 1064 | 1094 | 1168 | 1309 | 1376 | 1507 | 1685 | 1906 | | |
| | | | OVERALL DIMENSIONS | | | SEAT DIMENSIONS | | | BACK DIMENSIONS | | | | | | | |
| | | | W | D | H | W | D | H | W | H | | | | | | |
| | | | 24.5 | 27 | 43.5 | 21 | 18.5 | 17.5-21.5 | 21 | 27.5 | | | | | | |
| | | | RTA 1 | | | | | | | | | | | | | |
|  <p>MB Tilter COM Yardage: 1.75 Freight Class: 250 Product Weight (lbs.): 39 Cubic Feet Per Carton: 11.50</p> |  <p>ADJUSTMENTS (1) Tilt tension (2) Pneumatic seat height (9) Chair tilt lock (5A) Center-tilt action</p> | <p>2107</p> | 807 | 851 | 886 | 938 | 1012 | 1038 | 1103 | 1226 | 1285 | 1400 | 1554 | 1748 | | |
| | | | OVERALL DIMENSIONS | | | SEAT DIMENSIONS | | | BACK DIMENSIONS | | | | | | | |
| | | | W | D | H | W | D | H | W | H | | | | | | |
| | | | 24.5 | 26.5 | 37 | 19 | 20 | 17-21 | 22 | 19 | | | | | | |
| | | | RTA 1 | | | | | | | | | | | | | |