

BEAM SEATING



*see sample layout SON507 for models included above.

STANDARD FEATURES

- The universal beam units and tables listed are shown here, along with beam seating upper components from several seating lines.
- Beams are standard in Black. The “T” shaped legs are available in Chrome only with Black anti scuff tips and trim.
- Corner beam creates 90° turn in beam seating. Only table units can be attached.
- Beams and legs are shipped fully assembled.
- Upper seating units include mounting brackets and all necessary hardware for attachment to beam.
- Upper seating units and/or tables can be placed in any order along the beam.
- Power monument has two AC outlets, dual 2.1 amp USB ports.
- **Specifications and pricing are for 1 chair.**

OPTIONAL FEATURES

- Upholstery options: fabric or vinyl. Sidero Exceptions: Jenny, Match, Quilt, Station, Couture. Vion Exceptions: Jenny and Pebbles.
- Optional universal aluminum arm with soft pad available for mounting on beam in multiple positions, model 6500A8. \$108 list.
- Sonic seating units are available in mesh back, Black only.
- Vion seating units available in 10 mesh colors: Black (MS69), Stone (MS71), Blue (MS72), Rope (MS73), Natural (MS74), Aqua (MS75), Black Cherry (MS76), Dust (MS77), Ivory (MS78) and

Paprika (MS79). Please specify. No upcharge.

- Vion mesh back models (all 10 colors) and approved upholstery materials are available to meet California TB133 and a \$159 list upcharge is required for each mesh back model.
- Vion is available with a Black (BLK) Back Frame as standard or an optional Fog (FOG) Back Frame, please add \$53 list.
- Duet, Popcorn and Sonic seating units are available in 10 designer colors. Choose from Asphalt Night (BLK), Caribbean Surf (CRS), Coffee Bean (CFB), Daffodil Day (DFD), Ivory Clouds (IVC), Latte Beige (LAB), Lip Smacker (LPS), Platinum (PLT), Sea Glass (SEG), and Tiger Orange (TIO).
- Only polypropylene seat and back models are certified to pass the CAL-133 Certification.
- Duet arms will match the specified polypropylene color.
- Sidero, Sonic and Vion arm models are standard in Black only.
- Duet, Popcorn and Sonic are standard in a Chrome (CH) frame finish. Sidero and Vion are standard in Black (BK) frame finish.
- Beam seating table tops are available in Absolute Acajou (ACJ), Asian Night (ASN), Avant Cherry (AWC), Avant Honey (AWH), Dark Espresso (DES), Hayden Grey (HGT), Shaker Cherry (SKC), Tiger Maple (TMP), Tiger Walnut (TWL), Winter Cherry (WCR), White Chocolate (WHC). Please specify. No upcharge.

SAMPLE LAYOUTS

VON501 - Shown



Approximate dimensions: 74"W x 24"D

Kit Layout	Description	Total (Grd. 1)
VON501	Vion armless seat units with Beam components: 6340 (3 seats), 6500S3 (1 beam)	2381
DUT501	Duet armless seat units with Beam components: 6691 (3 seats), 6500S3 (1 beam)	1220
POP501	Popcorn armless seat units with Beam components: 6717 (3 seats), 6500S3 (1 beam)	1304
SID501	Sidero armless seat units with Beam components: 6931 (3 seats), 6500S3 (1 beam)	1949
SON501	Sonic armless seat units with Beam components: 6501 (3 seats), 6500S3 (1 beam)	1463

*See next pages for individual model description, dimensions and starting list price.

SON502 - Shown



Approximate dimensions: 100"W x 24"D

Kit Layout	Description	Total (Grd. 1)
SON502	Sonic arm seat units with Beam components: 6506 (4 seats), 6500S4 (1 beam)	2440
DUT502	Duet arm seat units with Beam components: 6690 (4 seats), 6500S4 (1 beam)	1972
POP502	Popcorn armless seat units with Universal arms and Beam components: 6717 (4 seats), 6500S4 (1 beam), and 6500A8 (5 arms)	2316
SID502	Sidero arm seat units with Beam components: 6930 (4 seats), 6500S4 (1 beam)	2808
VON502	Vion arm seat units with Beam components: 6342 (4 seats), 6500S4 (1 beam)	3036

*See next pages for individual model description, dimensions and starting list price.

SAMPLE LAYOUTS

DUT503 - Shown



Approximate dimensions: 100"W x 24"D

Kit Layout	Description	Total (Grd. 1)
DUT503	Duet armless seat units with Beam components: 6691 (3 seats), 6500S4 (1 beam), 6507 (1 table)	1682
POP503	Popcorn armless seat units with Beam components: 6717 (3 seats), 6500S4 (1 beam), 6507 (1 table)	1766
SID503	Sidero armless seat units with Beam components: 6931 (3 seats), 6500S4 (1 beam), 6507 (1 table)	2411
SON503	Sonic armless seat units with Beam components: 6501 (3 seats), 6500S4 (1 beam), 6507 (1 table)	1925
VON503	Vion armless seat units with Beam components: 6340 (3 seats), 6500S4 (1 beam), 6507 (1 table)	2843

*See next pages for individual model description, dimensions and starting list price.

POP504 - Shown



Approximate dimensions: 122"W x 24"D

Kit Layout	Description	Total (Grd. 1)
POP504	Popcorn seat units with Universal arms and Beam components: 6717 (4 seats), 6500A8 (6 arms), 6500S3 (1 beam), 6500A2 (1 beam), 6507 (1 table), 6591B (1 Module)	3337
DUT504	Duet arm seat units with Beam components: 6690 (4 seats), 6500S3 (1 beam), 6500A2 (1 beam), 6507 (1 table), 6591B (1 Module)	2885
SID504	Sidero arm seat units with Beam components: 6930 (4 seats), 6500S3 (1 beam), 6500A2 (1 beam), 6507 (1 table), 6591B (1 Module)	3721
SON504	Sonic arm seat units with Beam components: 6504 (4 seats), 6500S3 (1 beam), 6500A2 (1 beam), 6507 (1 table), 6591B (1 Module)	3101
VON504	Vion arm seat units with Beam components: 6342 (4 seats), 6500S3 (1 beam), 6500A2 (1 beam), 6507 (1 table), 6591B (1 Module)	3949

*See next pages for individual model description, dimensions and starting list price.

SID505 - Shown



Approximate dimensions: 147"W x 24"D

Kit Layout	Description	Total (Grd. 1)
SID505	Sidero armless seat units with Beam components: 6931 (4 seats), 6500S3 (1 beam), 6500A3 (1 beam), 6507 (2 table)	3348
DUT505	Duet armless seat units with Beam components: 6691 (4 seats), 6500S3 (1 beam), 6500A3 (1 beam), 6507 (2 table)	2376
POP505	Popcorn armless seat units with Beam components: 6717 (4 seats), 6500S3 (1 beam), 6500A3 (1 beam), 6507 (2 table)	2488
SON505	Sonic armless seat units with Beam components: 6501 (4 seats), 6500S3 (1 beam), 6500A3 (1 beam), 6507 (2 table)	2700
VON505	Vion armless seat units with Beam components: 6340 (4 seats), 6500S3 (1 beam), 6500A3 (1 beam), 6507 (2 table)	3924

*See next pages for individual model description, dimensions and starting list price.

VON506 - Shown



Approximate dimensions: 103"W x 103"D

Kit Layout	Description	Total (Grd. 1)
VON506	Vion arm seat units with Beam components: 6342 (6 seats), 6500S3 (2 beams), 6507-T2 (1 table), 6500A9 (1 Connector)	5009
DUT504	Duet arm seat units with Beam components: 6690 (6 seats), 6500S3 (2 beams), 6507-T2 (1 table), 6500A9 (1 Connector)	3413
POP505	Popcorn armless seat units with Universal arms and Beam components: 6717 (6 seats), 6500A8 (8 arms), 6500S3 (2 beams), 6507-T2 (1 table), 6500A9 (1 Connector)	3983
SID504	Sidero arm seat units with Beam components: 6930 (6 seats), 6500S3 (2 beams), 6507-T2 (1 table), 6500A9 (1 Connector)	4667
SON504	Sonic arm seat units with Beam components: 6504 (6 seats), 6500S3 (2 beams), 6507-T2 (1 table), 6500A9 (1 Connector)	3737

*See next pages for individual model description, dimensions and starting list price.

SAMPLE LAYOUTS

SON507 - Shown



Approximate dimensions: 103"W x 103"D

Kit Layout	Description	Total (Grd. 1)
SON507	Sonic arm seat units with Beam components: 6506 (6 seats), 6500S3 (2 beams), 6507-T2 (1 table), 6500A9 (1 connector)	4115
DUT507	Duet arm seat units with Beam components: 6690 (6 seats), 6500S3 (2 beams), 6507-T2 (1 table), 6500A9 (1 connector)	3413
POP507	Popcorn armless seat units with Universal arms and Beam components: 6717 (6 seats), 6500S3 (2 beams), 6507-T2 (1 table), 6500A9 (1 connector) and 6500A8 (8 arms)	3983
SID507	Sidero arm seat units with Beam components: 6930 (6 seats), 6500S3 (2 beams), 6507-T2 (1 table), 6500A9 (1 connector)	4667
VON507	Vion arm seat units with Beam components: 6342 (6 seats), 6500S3 (2 beams), 6507-T2 (1 table), 6500A9 (1 connector)	5009

*See next pages for individual model description, dimensions and starting list price.

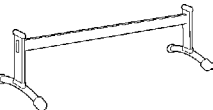

DUT508 - Shown

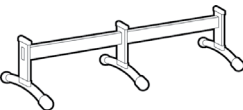






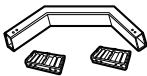


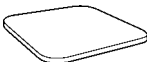

Approximate dimensions: 131"W x 78"D


Kit Layout	Description	Total (Grd. 1)
DUT508	Duet armless seat units with Beam components: 6691 (7 seats), 6500S3 (1 Beam), 6500S2 (2 Beams), 6507-T2 (2 Tables), 6500A9 (2 Connector), 6591B (2 Modules)	4920
POP508	Popcorn armless seat units with Beam components: 6717 (7 seats), 6500S3 (1 Beam), 6500S2 (2 Beams), 6507-T2 (2 Tables), 6500A9 (2 Connector), 6591B (2 Modules)	5116
SID508	Sidero armless seat units with Beam components: 6931 (7 seats), 6500S3 (1 Beam), 6500S2 (2 Beams), 6507-T2 (2 Tables), 6500A9 (2 Connector), 6591B (2 Modules)	6621
SON508	Sonic armless seat units with Beam components: 6501 (7 seats), 6500S3 (1 Beam), 6500S2 (2 Beams), 6507-T2 (2 Tables), 6500A9 (2 Connector), 6591B (2 Modules)	5487
VON507	Vion armless seat units with Beam components: 6340 (7 seats), 6500S3 (1 Beam), 6500S2 (2 Beams), 6507-T2 (2 Tables), 6500A9 (2 Connector), 6591B (2 Modules)	7629


*See next pages for individual model description, dimensions and starting list price.


DESCRIPTION	FEATURES	MODEL#	STANDARD FABRIC GRADES											
	Freestanding		1	2	3	4	5	6	7	8	9	10	11	12
		6500S2	508	-	-	-	-	-	-	-	-	-	-	-
		OVERALL DIMENSIONS			SEAT DIMENSIONS			BACK DIMENSIONS						
		W	D	H	W	D	H	W	H					
		49.5	24	16	-	-	-	-	-					
Beam - Accommodates 2 Seats COM Yardage: N/A Freight Class: 250 Product Weight (lbs.): 37 Cubic Feet Per Carton: 11 (1 per carton)		RTA 00												
	Freestanding		1	2	3	4	5	6	7	8	9	10	11	12
		6500S3	587	-	-	-	-	-	-	-	-	-	-	-
		OVERALL DIMENSIONS			SEAT DIMENSIONS			BACK DIMENSIONS						
		W	D	H	W	D	H	W	H					
		74	24	16	-	-	-	-	-					
Beam - Accommodates 3 Seats COM Yardage: N/A Freight Class: 250 Product Weight (lbs.): 43 Cubic Feet Per Carton: 16 (1 per carton)		RTA 00												


DESCRIPTION	FEATURES	MODEL#	STANDARD FABRIC GRADES											
	Freestanding	6500S4	1	2	3	4	5	6	7	8	9	10	11	12
			820	-	-	-	-	-	-	-	-	-	-	-
			OVERALL DIMENSIONS			SEAT DIMENSIONS			BACK DIMENSIONS					
			W	D	H	W	D	H	W	H				
Beam - Accommodates 4 Seats COM Yardage: N/A Freight Class: 250 Product Weight (lbs.): 58 Cubic Feet Per Carton: 22 (1 per carton)			100	24	16	-	-	-	-	-	-	-	-	-
			RTA 00											
	Not Freestanding. Includes hardware.	6500A2	1	2	3	4	5	6	7	8	9	10	11	12
			388	-	-	-	-	-	-	-	-	-	-	-
			OVERALL DIMENSIONS			SEAT DIMENSIONS			BACK DIMENSIONS					
			W	D	H	W	D	H	W	H				
Beam Extender - Accommodates 2 Seats COM Yardage: N/A Freight Class: 85 Product Weight (lbs.): 36 Cubic Feet Per Carton: 10.5 (1 per carton)			47.5	24	16	-	-	-	-	-	-	-	-	-
			RTA 00											
	Not Freestanding. Includes hardware.	6500A3	1	2	3	4	5	6	7	8	9	10	11	12
			487	-	-	-	-	-	-	-	-	-	-	-
			OVERALL DIMENSIONS			SEAT DIMENSIONS			BACK DIMENSIONS					
			W	D	H	W	D	H	W	H				
Beam Extender - Accommodates 3 Seats COM Yardage: N/A Freight Class: 85 Product Weight (lbs.): 43 Cubic Feet Per Carton: 16 (1 per carton)			72	24	16	-	-	-	-	-	-	-	-	-
			RTA 00											
	Not Freestanding. Includes hardware.	6500A4	1	2	3	4	5	6	7	8	9	10	11	12
			732	-	-	-	-	-	-	-	-	-	-	-
			OVERALL DIMENSIONS			SEAT DIMENSIONS			BACK DIMENSIONS					
			W	D	H	W	D	H	W	H				
Beam Extender - Accommodates 4 Seats COM Yardage: N/A Freight Class: 85 Product Weight (lbs.): 58 Cubic Feet Per Carton: 21.75 (1 per carton)			98	24	16	-	-	-	-	-	-	-	-	-
			RTA 00											
	Includes hardware.	6500A8	1	2	3	4	5	6	7	8	9	10	11	12
			108	-	-	-	-	-	-	-	-	-	-	-
			OVERALL DIMENSIONS			SEAT DIMENSIONS			BACK DIMENSIONS					
			W	D	H	W	D	H	W	H				
Universal Aluminum Arm w/Pad COM Yardage: N/A Freight Class: 85 Product Weight (lbs.): 3.5 Cubic Feet Per Carton: 0.5 (1 per carton)			2.5	10	14	-	-	-	-	-	-	-	-	-
			RTA 00											


DESCRIPTION	FEATURES	MODEL#	STANDARD FABRIC GRADES											
	Corner Connector Beam COM Yardage: N/A Freight Class: 85 Product Weight (lbs.): 9 Cubic Feet Per Carton: 0.07 (1 per carton)	6500A9	1	2	3	4	5	6	7	8	9	10	11	12
			212	-	-	-	-	-	-	-	-	-	-	-
			OVERALL DIMENSIONS			SEAT DIMENSIONS			BACK DIMENSIONS					
			W	D	H	W	D	H	W	H				
			1.75	24	3.25	-	-	-	-	-	-	-	-	-
		RTA 00												
	Bolt Down Kit COM Yardage: N/A Freight Class: 85 Product Weight (lbs.): 8 Cubic Feet Per Carton: .60 (1 per carton)	6500BD	1	2	3	4	5	6	7	8	9	10	11	12
			99	-	-	-	-	-	-	-	-	-	-	-
			OVERALL DIMENSIONS			SEAT DIMENSIONS			BACK DIMENSIONS					
			W	D	H	W	D	H	W	H				
			17.75	17.75	1	-	-	-	-	-	-	-	-	-
		RTA 00												
	Power Module COM Yardage: N/A Freight Class: 85 Product Weight (lbs.): 3.2 Cubic Feet Per Carton: 0.5 (1 per carton)	6591B	1	2	3	4	5	6	7	8	9	10	11	12
			409	-	-	-	-	-	-	-	-	-	-	-
			OVERALL DIMENSIONS			SEAT DIMENSIONS			BACK DIMENSIONS					
			W	D	H	W	D	H	W	H				
			21	21	1	-	-	-	-	-	-	-	-	-
		RTA 00												
	End Table Top COM Yardage: N/A Freight Class: 85 Product Weight (lbs.): 8 Cubic Feet Per Carton: .60 (1 per carton)	6507	1	2	3	4	5	6	7	8	9	10	11	12
			229	-	-	-	-	-	-	-	-	-	-	-
			OVERALL DIMENSIONS			SEAT DIMENSIONS			BACK DIMENSIONS					
			W	D	H	W	D	H	W	H				
			17.75	17.75	1	-	-	-	-	-	-	-	-	-
		RTA 00												
	Square Corner Table Top COM Yardage: N/A Freight Class: 85 Product Weight (lbs.): 14 Cubic Feet Per Carton: 1.9 (1 per carton)	6507-T1	1	2	3	4	5	6	7	8	9	10	11	12
			271	-	-	-	-	-	-	-	-	-	-	-
			OVERALL DIMENSIONS			SEAT DIMENSIONS			BACK DIMENSIONS					
			W	D	H	W	D	H	W	H				
			21	21	1	-	-	-	-	-	-	-	-	-
		RTA 00												









DESCRIPTION	FEATURES	MODEL#	STANDARD FABRIC GRADES											
	Radius Corner Table Top COM Yardage: N/A Freight Class: 85 Product Weight (lbs.): 14 Cubic Feet Per Carton: 1.9 (1 per carton)	6507-T2	1	2	3	4	5	6	7	8	9	10	11	12
			299	-	-	-	-	-	-	-	-	-	-	-
			OVERALL DIMENSIONS			SEAT DIMENSIONS			BACK DIMENSIONS					
			W	D	H	W	D	H	W	H				
			21	21	1	-	-	-	-	-	-	-	-	-
			RTA 00											



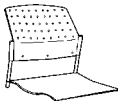
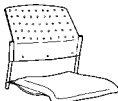

	Coffee Table COM Yardage: N/A Freight Class: 85 Product Weight (lbs.): 52 Cubic Feet Per Carton: 12.25 (1 per carton)	6507-CT	1	2	3	4	5	6	7	8	9	10	11	12
			663	-	-	-	-	-	-	-	-	-	-	-
			OVERALL DIMENSIONS			SEAT DIMENSIONS			BACK DIMENSIONS					
			W	D	H	W	D	H	W	H				
			24	42	17.5	-	-	-	-	-	-	-	-	-
			RTA 00											











	Seat Unit w/Arms COM Yardage: N/A Freight Class: 250 Product Weight (lbs.): 19 Cubic Feet Per Carton: 4.88 (2 per carton)	6690	1	2	3	4	5	6	7	8	9	10	11	12
			288	-	-	-	-	-	-	-	-	-	-	-
			OVERALL DIMENSIONS			SEAT DIMENSIONS			BACK DIMENSIONS					
			W	D	H	W	D	H	W	H				
			25.5	21	18	18	17.5	-	-	-	18	16	-	-
			RTA 00			UPS								



	Armless Seat Unit COM Yardage: N/A Freight Class: 150 Product Weight (lbs.): 18 Cubic Feet Per Carton: 3.25 (2 per carton)	6691	1	2	3	4	5	6	7	8	9	10	11	12
			211	-	-	-	-	-	-	-	-	-	-	-
			OVERALL DIMENSIONS			SEAT DIMENSIONS			BACK DIMENSIONS					
			W	D	H	W	D	H	W	H				
			18	21	18	18	17.5	-	-	-	18	16	-	-
			RTA 00			UPS								

	Seat Unit w/Arms COM Yardage: 1 Freight Class: 250 Product Weight (lbs.): 19 Cubic Feet Per Carton: 4.88 (2 per carton)	6692	1	2	3	4	5	6	7	8	9	10	11	12
			352	378	398	428	470	484	522	591	626	692	780	891
			OVERALL DIMENSIONS			SEAT DIMENSIONS			BACK DIMENSIONS					
			W	D	H	W	D	H	W	H				
			25.5	21	18	18	17.5	-	-	-	18	16	-	-
			RTA 00			UPS								

DESCRIPTION	FEATURES	MODEL#	STANDARD FABRIC GRADES												
	Armless Seat Unit COM Yardage: 1 Freight Class: 150 Product Weight (lbs.): 19 Cubic Feet Per Carton: 3.25 (2 per carton)	Duet Upholstered Seat. Use with beams.													
			1	2	3	4	5	6	7	8	9	10	11	12	
			6693	273	298	317	348	390	404	441	511	546	611	700	810
			OVERALL DIMENSIONS			SEAT DIMENSIONS			BACK DIMENSIONS						
			W	D	H	W	D	H	W	H					
			18	21	18	18	17.5	-	18	16					
			RTA 00												
	Seat Unit w/Arms COM Yardage: 1 Freight Class: 150 Product Weight (lbs.): 20 Cubic Feet Per Carton: 4.88 (2 per carton)	Duet Upholstered Seat and Back. Use with beams.													
			1	2	3	4	5	6	7	8	9	10	11	12	
			6697	373	398	417	448	489	504	541	611	646	711	800	910
			OVERALL DIMENSIONS			SEAT DIMENSIONS			BACK DIMENSIONS						
			W	D	H	W	D	H	W	H					
			25.5	21	18	18	17.5	-	18	16					
			RTA 00												
	Armless Seat Unit COM Yardage: 1 Freight Class: 150 Product Weight (lbs.): 19 Cubic Feet Per Carton: 3.25 (2 per carton)	Duet Upholstered Seat and Back. Use with beams.													
			1	2	3	4	5	6	7	8	9	10	11	12	
			6698	304	329	349	379	421	435	473	543	577	643	731	842
			OVERALL DIMENSIONS			SEAT DIMENSIONS			BACK DIMENSIONS						
			W	D	H	W	D	H	W	H					
			18	21	18	18	17.5	-	18	16					
			RTA 00												
	Armless Seat Unit COM Yardage: N/A Freight Class: 150 Product Weight (lbs.): 17 Cubic Feet Per Carton: 6.5 (2 per carton)	Popcorn Polypropylene Seat and Back. use with beam													
			1	2	3	4	5	6	7	8	9	10	11	12	
			6717	239	-	-	-	-	-	-	-	-	-	-	-
			OVERALL DIMENSIONS			SEAT DIMENSIONS			BACK DIMENSIONS						
			W	D	H	W	D	H	W	H					
			20	21	18	18	18	-	19.5	16					
			RTA 00												
	Armless Seat Unit COM Yardage: 0.75 Freight Class: 150 Product Weight (lbs.): 18 Cubic Feet Per Carton: 6.5 (2 per carton)	Popcorn Upholstered Seat and Polypropylene Back. Use with beam.													
			1	2	3	4	5	6	7	8	9	10	11	12	
			6719	312	333	349	374	408	423	455	505	543	586	674	767
			OVERALL DIMENSIONS			SEAT DIMENSIONS			BACK DIMENSIONS						
			W	D	H	W	D	H	W	H					
			20	21	18	18	18	-	19.5	16					
			RTA 00												

DESCRIPTION	FEATURES	MODEL#	STANDARD FABRIC GRADES											
	Seat Unit w/Arms COM Yardage: 1.25 Freight Class: 300 Product Weight (lbs.): 20 Cubic Feet Per Carton: 9.75	Sidero Upholstered Seat and Back. Use with beam.												
			OVERALL DIMENSIONS			SEAT DIMENSIONS			BACK DIMENSIONS					
			W	D	H	W	D	H	W	H				
			25.5	23.5	19	19.5	18	-	19	15.5				
			RTA 00											
	Armless Seat Unit COM Yardage: 1.25 Freight Class: 300 Product Weight (lbs.): 18 Cubic Feet Per Carton: 9.75	Sidero Upholstered Seat and Back. Use with beam.												
			OVERALL DIMENSIONS			SEAT DIMENSIONS			BACK DIMENSIONS					
			W	D	H	W	D	H	W	H				
			21	23.5	19	19.5	18	-	19	15.5				
			RTA 00											
	Armless Seat Unit COM Yardage: N/A Freight Class: 250 Product Weight (lbs.): 12 Cubic Feet Per Carton: 3.25 (2 per carton)	Sonic Polypropylene Seat and Back. Use with Beam.												
			OVERALL DIMENSIONS			SEAT DIMENSIONS			BACK DIMENSIONS					
			W	D	H	W	D	H	W	H				
			20	21.5	17	17	16	-	17	15				
			RTA 00			ups								
	Armless Seat Unit COM Yardage: 0.75 Freight Class: 250 Product Weight (lbs.): 12 Cubic Feet Per Carton: 3.25 (2 per carton)	Sonic Upholstered Seat and Polypropylene Back. Use with Beam.												
			OVERALL DIMENSIONS			SEAT DIMENSIONS			BACK DIMENSIONS					
			W	D	H	W	D	H	W	H				
			20	22	17	17	16	-	17	15				
			RTA 00			ups								
	Armless Seat Unit COM Yardage: 0.75 Freight Class: 150 Product Weight (lbs.): 13 Cubic Feet Per Carton: 3.25 (2 per carton)	Sonic Upholstered Seat and Back. Use with Beam.												
			OVERALL DIMENSIONS			SEAT DIMENSIONS			BACK DIMENSIONS					
			W	D	H	W	D	H	W	H				
			20	22	17	17	16	-	17	15				
			RTA 00			ups								

DESCRIPTION		FEATURES	MODEL#	STANDARD FABRIC GRADES												
				1	2	3	4	5	6	7	8	9	10	11	12	
		6504	6504MB (Mesh Back)	6504	342	-	-	-	-	-	-	-	-	-	-	
				6504MB	371	-	-	-	-	-	-	-	-	-	-	
				OVERALL DIMENSIONS			SEAT DIMENSIONS			BACK DIMENSIONS						
				W	D	H	W	D	H	W	H					
Seat Unit w/Arms COM Yardage: N/A Freight Class: 150 Product Weight (lbs.): 13 Cubic Feet Per Carton: 3.25 (2 per carton)		Sonic Polypropylene Seat. Use with Beam.		23	21.5	17	17	16	-	17	15					
				RTA 00												
				1	2	3	4	5	6	7	8	9	10	11	12	
		6505	6505MB (Mesh Back)	6505	375	394	410	433	467	477	508	562	589	640	711	799
				6505MB	489	510	526	551	585	600	632	682	720	763	851	944
				OVERALL DIMENSIONS			SEAT DIMENSIONS			BACK DIMENSIONS						
				W	D	H	W	D	H	W	H					
Seat Unit w/Arms COM Yardage: 0.75 Freight Class: 22 Product Weight (lbs.): 13 Cubic Feet Per Carton: 3.25 (2 per carton)		Sonic Upholstered Seat. Use with Beam.		23	22	17	17	16	-	17	15					
				RTA 00												
				1	2	3	4	5	6	7	8	9	10	11	12	
		6506		6506	405	426	441	465	499	510	539	595	622	673	744	830
				OVERALL DIMENSIONS			SEAT DIMENSIONS			BACK DIMENSIONS						
				W	D	H	W	D	H	W	H					
Seat Unit w/Arms COM Yardage: 0.75 Freight Class: 150 Product Weight (lbs.): 14 Cubic Feet Per Carton: 3.25 (2 per carton)		Sonic Upholstered Seat and Back Use with Beam.		23	22	17	17	16	-	17	15					
				RTA 00												
				1	2	3	4	5	6	7	8	9	10	11	12	
		6340		6340	598	626	647	680	726	747	789	855	906	963	1080	1205
				OVERALL DIMENSIONS			SEAT DIMENSIONS			BACK DIMENSIONS						
				W	D	H	W	D	H	W	H					
Armless Seat Unit COM Yardage: 1 Freight Class: 250 Product Weight (lbs.): 20 Cubic Feet Per Carton: 7.25		Vion Upholstered Seat and Mesh Back. Use with beam.		21	23.5	20.5	17.5	18	-	19	17					
				RTA 00												
				1	2	3	4	5	6	7	8	9	10	11	12	
		6341		6341	697	731	758	799	856	882	934	1018	1082	1153	1298	1454
				OVERALL DIMENSIONS			SEAT DIMENSIONS			BACK DIMENSIONS						
				W	D	H	W	D	H	W	H					
Armless Seat Unit COM Yardage: 1 Freight Class: 250 Product Weight (lbs.): 20 Cubic Feet Per Carton: 7.25		Vion Upholstered Seat and Back. Use with beam.		21	23.5	20.5	17.5	18	-	19	17					
				RTA 00												

DESCRIPTION	FEATURES	MODEL#	STANDARD FABRIC GRADES												
	Seat Unit w/Arms COM Yardage: 1 Freight Class: 250 Product Weight (lbs.): 21 Cubic Feet Per Carton: 9.75	Vion Upholstered Seat and Mesh Back. Use with beam.	6342	1	2	3	4	5	6	7	8	9	10	11	12
				554	581	603	635	681	702	745	810	861	918	1035	1160
				OVERALL DIMENSIONS			SEAT DIMENSIONS			BACK DIMENSIONS					
				W	D	H	W	D	H	W	H				
				25.5	23.5	20.5	17.5	18	-	19	17				
RTA 00															
	Seat Unit w/Arms COM Yardage: 1 Freight Class: 250 Product Weight (lbs.): 21 Cubic Feet Per Carton: 9.75	Vion Upholstered Seat and Back. Use with beam.	6343	1	2	3	4	5	6	7	8	9	10	11	12
				640	674	701	741	799	825	877	960	1024	1095	1241	1397
				OVERALL DIMENSIONS			SEAT DIMENSIONS			BACK DIMENSIONS					
				W	D	H	W	D	H	W	H				
				25.5	23.5	20.5	17.5	18	-	19	17				
RTA 00															