

GLOBAL ACCORD™



model 2670-2



model 2670-2



Polished Aluminum Base
Arched aluminum spider base on all models add a distinctive look to the Global Accord series.



model 2671-4



model 2676-2

STANDARD FEATURES

- Global Accord offers an elegant and refined design that features a sling back style that molds to and evenly supports the back and spine.
- Cast aluminum with a mirror finish accent the arms and base.
- Soft touch self-skinned urethane armcaps are available in Black Only. There are No arm options for the Accord series.
- All models are standard with an arched aluminum spider base and C1 casters.



OPTIONAL FEATURES

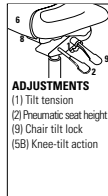
- Available in all standard GLOBAL carded fabrics, vinyls, and leathers with the EXCEPTION of Jenny, Pebbles, Quilt, and Station (Grade 1).
- For fully assembled in box, please specify SU. Add \$53.

- Mesh models are available in any of the 24 standard Vue Mesh colors. Please specify color: Sandy Beach (VU10), Dessert Sand (VU11), Orange Sunset (VU12), Chocolate Fountain (VU13), Artic Blue (VU14), Quarry Grey (VU15), Tidal Wave (VU16), Ivy Moss (VU17), Red Rose (VU18), Black (VU19), White (VU20), Lime (VU21), Chartreuse (VU23), Pool Blue (VU26), Sky (VU28), Ice (VU30), Primary Blue (VU32), Tangerine (VU34), Paprika (VU37), Grain (VU40), Yellow (VU43), Silver Grey (VU55), Silver (VU63), Hot Pink (VU65) and Red Mittens (VU70)
- An optional (B5) black plastic base with Aluminum Arms combination. No upcharge.
- Please refer to the "Casters Selection" section of the price book for caster options. Optional casters may be priced higher than the standard casters for your chair and the difference will be charged. Lower priced optional casters will not be credited.
- For hard surface flooring casters, please specify (C9R). Add \$49.

DESCRIPTION FEATURES MODEL# STANDARD FABRIC GRADES



HB Knee - Tilter
COM Yardage: 2
Freight Class: 150
Product Weight (lbs.): 56
Cubic Feet Per Carton: 13



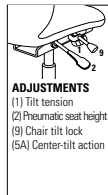
ADJUSTMENTS
(1) Tilt tension
(2) Pneumatic seat height
(9) Chair tilt lock
(5B) Knee-tilt action

Ergonomic Features:
A, B, C, J, M, N, U

MODEL#	STANDARD FABRIC GRADES											
	1	2	3	4	5	6	7	8	9	10	11	12
2670-2	1132	1180	1219	1277	1371	1405	1479	1623	1694	1829	2011	2239
2670LM-2	-	-	-	-	1365	-	-	1623	1694	1829	2011	2239
Leather/Mock Leather												
OVERALL DIMENSIONS			SEAT DIMENSIONS			BACK DIMENSIONS						
W	D	H	W	D	H	W	H					
25	25	44	20	19	16.5-20.5	18.5	23					



HB Tilter
COM Yardage: 2
Freight Class: 150
Product Weight (lbs.): 43
Cubic Feet Per Carton: 10.75



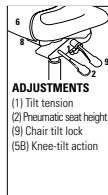
ADJUSTMENTS
(1) Tilt tension
(2) Pneumatic seat height
(9) Chair tilt lock
(5A) Center-tilt action

Ergonomic Features:
A, B, C, M, N, S, U

MODEL#	STANDARD FABRIC GRADES											
	1	2	3	4	5	6	7	8	9	10	11	12
2670-4	931	981	1019	1076	1159	1204	1279	1389	1495	1582	1812	2039
2670LM-4	-	-	-	-	1168	-	-	1400	1499	1593	1815	2042
Leather/Mock Leather												
OVERALL DIMENSIONS			SEAT DIMENSIONS			BACK DIMENSIONS						
W	D	H	W	D	H	W	H					
25	25	44	20	19	16.5-21.5	18.5	23					



MB Knee - Tilter
COM Yardage: 1.75
Freight Class: 150
Product Weight (lbs.): 50
Cubic Feet Per Carton: 10.75


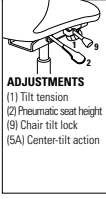


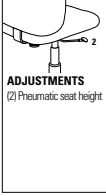


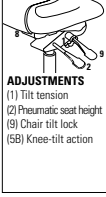


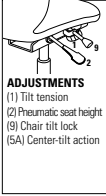


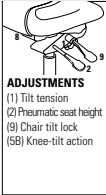




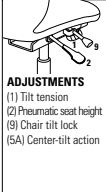



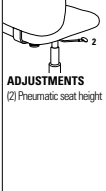


ADJUSTMENTS
(1) Tilt tension
(2) Pneumatic seat height
(9) Chair tilt lock
(5B) Knee-tilt action

Ergonomic Features:
A, B, C, J, M, N, U

MODEL#	STANDARD FABRIC GRADES											
	1	2	3	4	5	6	7	8	9	10	11	12
2671-2	1103	1152	1191	1247	1329	1339	1407	1560	1594	1754	1872	2071
2671LM-2	-	-	-	-	1307	-	-	1536	1637	1730	1953	2182
Leather/Mock Leather												
OVERALL DIMENSIONS			SEAT DIMENSIONS			BACK DIMENSIONS						
W	D	H	W	D	H	W	H					
25	25	37	20	19	16.5-20.5	18.5	18					



DESCRIPTION	FEATURES	MODEL#	STANDARD FABRIC GRADES											
			1	2	3	4	5	6	7	8	9	10	11	12
 MB Tilter COM Yardage: 1.75 Freight Class: 250 Product Weight (lbs.): 40 Cubic Feet Per Carton: 10.75	 ADJUSTMENTS (1) Tilt tension (2) Pneumatic seat height (9) Chair tilt lock (5A) Center-tilt action	2671-4	901	950	991	1047	1130	1139	1208	1360	1393	1553	1671	1872
		2671LM-4	-	-	-	-	1138	-	-	1369	1471	1563	1787	2013
		OVERALL DIMENSIONS			SEAT DIMENSIONS			BACK DIMENSIONS						
		W D H			W D H			W H						
		25 25 37			20 19 16.5-21.5			18.5 18						
	Ergonomic Features: A, B, C, M, N, S, U	RTA 1												
 MB Stool COM Yardage: 1.75 Freight Class: 150 Product Weight (lbs.): 48 Cubic Feet Per Carton: 10.75	 ADJUSTMENTS (2) Pneumatic seat height	2672-6	1107	1152	1185	1238	1310	1334	1399	1519	1576	1690	1842	2033
		2672LM-6	-	-	-	-	1295	-	-	1522	1592	1704	1874	2077
		OVERALL DIMENSIONS			SEAT DIMENSIONS			BACK DIMENSIONS						
		W D H			W D H			W H						
		25 26 43.5			20 19 21-29			18.5 18						
	Ergonomic Features: C, M, N, U	RTA 1												
 Mesh HB Knee - Tilter COM Yardage: 1 Freight Class: 150 Product Weight (lbs.): 56 Cubic Feet Per Carton: 13	 ADJUSTMENTS (1) Tilt tension (2) Pneumatic seat height (9) Chair tilt lock (5B) Knee-tilt action	2676-2	1226	1251	1271	1301	1342	1358	1394	1465	1499	1564	1653	1764
		2676LM-2	-	-	-	-	1348	-	-	1477	1516	1581	1680	1795
		OVERALL DIMENSIONS			SEAT DIMENSIONS			BACK DIMENSIONS						
		W D H			W D H			W H						
		25 25 44			20 19 18-22			18.5 23						
	Ergonomic Features: A, B, C, J, M, N, U	RTA 1												
 Mesh HB Tilter COM Yardage: 1 Freight Class: 150 Product Weight (lbs.): 43 Cubic Feet Per Carton: 10.75	 ADJUSTMENTS (1) Tilt tension (2) Pneumatic seat height (9) Chair tilt lock (5A) Center-tilt action	2676-4	1024	1050	1070	1100	1141	1157	1193	1264	1298	1363	1452	1563
		2676LM-4	-	-	-	-	1150	-	-	1279	1318	1384	1481	1597
		OVERALL DIMENSIONS			SEAT DIMENSIONS			BACK DIMENSIONS						
		W D H			W D H			W H						
		25 25 44			20 19 16-20			18.5 23						
	Ergonomic Features: A, B, C, M, N, S, U	RTA 1												
 Mesh MB Knee - Tilter COM Yardage: 1 Freight Class: 150 Product Weight (lbs.): 50 Cubic Feet Per Carton: 10.75	 ADJUSTMENTS (1) Tilt tension (2) Pneumatic seat height (9) Chair tilt lock (5B) Knee-tilt action	2677-2	1186	1211	1231	1261	1302	1318	1354	1425	1459	1524	1613	1724
		2677LM-2	-	-	-	-	1307	-	-	1436	1475	1540	1637	1754
		OVERALL DIMENSIONS			SEAT DIMENSIONS			BACK DIMENSIONS						
		W D H			W D H			W H						
		25 25 37			20 19 18-22			18.5 18						
	Ergonomic Features: A, B, C, J, M, N, U	RTA 1												

DESCRIPTION	FEATURES	MODEL#	STANDARD FABRIC GRADES													
			1	2	3	4	5	6	7	8	9	10	11	12		
 <p>Mesh MB Tilter COM Yardage: 1 Freight Class: 250 Product Weight (lbs.): 40 Cubic Feet Per Carton: 10.75</p>	 <p>ADJUSTMENTS (1) Tilt tension (2) Pneumatic seat height (9) Chair tilt lock (5A) Center-tilt action</p>	2677-4	984	1010	1030	1059	1101	1117	1153	1224	1258	1322	1411	1523		
		2677LM-4	-	-	-	-	1110	-	-	1240	1278	1342	1440	1557		
		Leather/Mock Leather														
		OVERALL DIMENSIONS			SEAT DIMENSIONS			BACK DIMENSIONS								
W D H			W D H			W H										
25 25 37			20 19 16-20			18.5 18										
Ergonomic Features: A, B, C, M, N, S, U			 													
 <p>Mesh MB Stool COM Yardage: 1 Freight Class: 150 Product Weight (lbs.): 48 Cubic Feet Per Carton: 10.75</p>	 <p>ADJUSTMENTS (2) Pneumatic seat height</p>	2678-6	1178	1204	1224	1253	1295	1311	1347	1418	1452	1516	1605	1717		
		2678LM-6	-	-	-	-	1295	-	-	1425	1463	1529	1627	1742		
		Leather/Mock Leather														
		OVERALL DIMENSIONS			SEAT DIMENSIONS			BACK DIMENSIONS								
W D H			W D H			W H										
25 26 47			20 19 23.5-33.5			18.5 18										
Ergonomic Features: C, M, N, U			 													

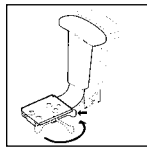
GOAL™



model 2237-3



model 2239-6



Vari-Width Adapter Plate (WA)
Available when chair is ordered with adjustable height arms.

STANDARD FEATURES

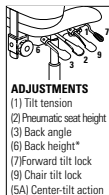
- Designed with substantial upholstery and cushioning treatment.
- Standard with adjustable height T-arms with curved urethane armcaps (3N) in Black Only.
- All models are standard with a five-legged, injection molded "spider" base and C65 casters
- Base and frame available in Black (BK) Only.
- Not available in Leather.
- Vari-Width Adapter Plate (WA) allows each arm to move outward an additional 2". Specify "WA". Add \$60. Also height adjustable.

OPTIONAL FEATURES

- Please refer to "Arms Selection" section of the price book for arm options.
- Optional ballistic nylon outer back fabric available. Resistant to impact damage. Available in Black Only (BKB). Add \$14.
- Available with back edge vinyl bumper guard option (VBG). Add \$17.
- Please refer to the "Casters Selection" section of the price book for caster options. Optional casters may be priced higher than the standard casters for your chair and the difference will be charged. Lower priced optional casters will not be credited.
- For hard surface flooring casters, specify C65R. Add \$49.
- For fully assembled in box, please specify SU. Add \$53.



LB Multi-Tilter
COM Yardage: 1.50
Freight Class: 150
Product Weight (lbs.): 53
Cubic Feet Per Carton: 9.25



ADJUSTMENTS
(1) Tilt tension
(2) Pneumatic seat height
(3) Back angle
(6) Back height*
(7) Forward tilt lock
(9) Chair tilt lock
(5A) Center-tilt action

Ergonomic Features:
A, B, C, D, F, G, H, N, S

MODEL#	STANDARD FABRIC GRADES													
	1	2	3	4	5	6	7	8	9	10	11	12		
2237-3	545	582	614	660	724	749	805	915	967	1067	1204	1376		
OVERALL DIMENSIONS			SEAT DIMENSIONS			BACK DIMENSIONS								
W D H			W D H			W H								
25 22.5 36			20 17 16.5-20.5			18.5 18-21								
Ergonomic Features: A, B, C, D, F, G, H, N, S			