
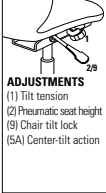



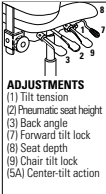

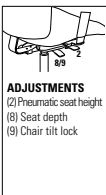

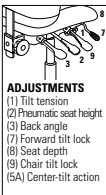



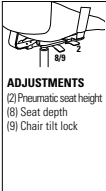
DESCRIPTION	FEATURES	MODEL#	STANDARD FABRIC GRADES													
			*3	*4	5	6	7	8	9	10	11	12	13	14		
 <p>HB Tilter Judge's Style COM Yardage: 4.75 Freight Class: 250 Product Weight (lbs.): 70 Cubic Feet Per Carton: 28.25</p>	 <p>ADJUSTMENTS (1) Tilt tension (2) Pneumatic seat height (9) Chair tilt lock (5A) Center-tilt action</p>	3766	1263	1378	-	-	1802	1871	-	2366	2522	2824	3235	3745		
			OVERALL DIMENSIONS			SEAT DIMENSIONS			BACK DIMENSIONS							
			W	D	H	W	D	H	W	H						
	29	32	48	20.5	18.5	18-22	20.5	26								
<p>*Fabrics Limited, See notes</p> <p>Ergonomic Features: A, C, M, N, S</p>		<p>RTA 00</p>														

DESCRIPTION	FEATURES	MODEL#	STANDARD FABRIC GRADES													
			3	4	5	6	7	8	9	10	11	12	13	14		
 <p>TRIUMPH™</p> <p>model 3650-3 model 3651-3</p>	 <p>Lumbar Support Adjusted in and out by turning the knob and vertically by moving up and down the slider.</p>	3650-3	1104	1210	1248	1307	1391	1421	1493	1633	1700	1830	2005	2225		
			OVERALL DIMENSIONS			SEAT DIMENSIONS			BACK DIMENSIONS							
			W	D	H	W	D	H	W	H						
	26	25	46.5	21	18-20.5	17-21	20	27								
<p>STANDARD FEATURES</p> <ul style="list-style-type: none"> Contemporary seating series featuring exceptional comfort, support and adjustment. Standard with adjustable height, forward swept arms with "sliding armcaps" (G1). Outer back knob can be adjusted in and out for lumbar support and vertically for optimal positioning. Frame is standard with a polished aluminum arched base and accented with polished aluminum back trim. 		<ul style="list-style-type: none"> Side activated sliding seat depth adjustment (MD), is standard on both control mechanisms. Provides 2" of seat depth adjustment. C1 casters are standard. <p>OPTIONAL FEATURES</p> <ul style="list-style-type: none"> For hard surface flooring please specify C9R and add \$47.00. Please see page 309 for additional caster options. All models are available in Fabric, Vinyl, Leather/Mock Leather and Leather at the same grade pricing below. Not available in Imprint, Renewal, Station, and Time . 														
<p>Ergonomic Features: A, B, C, D, E, F, G, H, M, N, Q, R, S, V</p>		<p>RTA 00</p>														

DESCRIPTION	FEATURES	MODEL#	STANDARD FABRIC GRADES													
			3	4	5	6	7	8	9	10	11	12	13	14		
 <p>HB Multi-Tilter COM Yardage: 2 Freight Class: 250 Product Weight (lbs.): 66 Cubic Feet Per Carton: 23.50</p>	 <p>ADJUSTMENTS (1) Tilt tension (2) Pneumatic seat height (3) Back angle (7) Forward tilt lock (8) Seat depth (9) Chair tilt lock (5A) Center-tilt action</p>	3650-3	1104	1210	1248	1307	1391	1421	1493	1633	1700	1830	2005	2225		
			OVERALL DIMENSIONS			SEAT DIMENSIONS			BACK DIMENSIONS							
			W	D	H	W	D	H	W	H						
	26	25	46.5	21	18-20.5	17-21	20	27								
<p>Adjustable Lumbar Support</p> <p>Ergonomic Features: A, B, C, D, E, F, G, H, M, N, Q, R, S, V</p>		<p>RTA 00</p>														

DESCRIPTION	FEATURES	MODEL#	STANDARD FABRIC GRADES													
			3	4	5	6	7	8	9	10	11	12	13	14		
 <p>HB Weight Sensing Synchro - Tilter COM Yardage: 2 Freight Class: 250 Product Weight (lbs.): 66 Cubic Feet Per Carton: 23.50</p>	 <p>ADJUSTMENTS (2) Pneumatic seat height (8) Seat depth (9) Chair tilt lock</p>	3650-8	1104	1210	1248	1307	1391	1421	1493	1633	1700	1830	2005	2225		
			OVERALL DIMENSIONS			SEAT DIMENSIONS			BACK DIMENSIONS							
			W	D	H	W	D	H	W	H						
	26	25	46.5	21	18-20.5	17-21	20	27								
<p>Adjustable Lumbar Support</p> <p>Ergonomic Features: A, B, C, D, E, H, L, M, N, Q, R, V</p>		<p>RTA 00</p>														

DESCRIPTION	FEATURES	MODEL#	STANDARD FABRIC GRADES													
			3	4	5	6	7	8	9	10	11	12	13	14		
 <p>MB Multi - Tilter COM Yardage: 1.75 Freight Class: 250 Product Weight (lbs.): 64 Cubic Feet Per Carton: 20.50</p>	 <p>ADJUSTMENTS (1) Tilt tension (2) Pneumatic seat height (3) Back angle (7) Forward tilt lock (8) Seat depth (9) Chair tilt lock (5A) Center-tilt action</p>	3651-3	1081	1184	1224	1283	1367	1397	1469	1609	1676	1806	1981	2201		
			OVERALL DIMENSIONS			SEAT DIMENSIONS			BACK DIMENSIONS							
			W	D	H	W	D	H	W	H						
	26	25	39.5	21	18-20.5	17-21	20	21								
<p>Adjustable Lumbar Support</p> <p>Ergonomic Features: A, B, C, D, E, F, G, H, M, N, Q, R, S, V</p>		<p>RTA 00</p>														

DESCRIPTION	FEATURES	MODEL#	STANDARD FABRIC GRADES													
			3	4	5	6	7	8	9	10	11	12	13	14		
 <p>MB Weight Sensing Synchro - Tilter COM Yardage: 1.75 Freight Class: 250 Product Weight (lbs.): 64 Cubic Feet Per Carton: 20.50</p>	 <p>ADJUSTMENTS (2) Pneumatic seat height (8) Seat depth (9) Chair tilt lock</p>	3651-8	1081	1184	1224	1283	1367	1397	1469	1609	1676	1806	1981	2201		
			OVERALL DIMENSIONS			SEAT DIMENSIONS			BACK DIMENSIONS							
			W	D	H	W	D	H	W	H						
			26	25	39.5	21	18-20.5	17-21	20	21						
			RTA 00													

TROY®



model 3966

model 3967


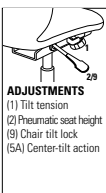
STANDARD FEATURES


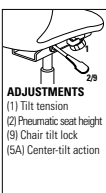
- Tufted back with stitched seat and back design.
- All models are standard with a five-legged, injection molded base. Base is standard in Black (BK).
- C65 casters are standard. (C1 casters are standard with the optional plain wood-capped steel base).
- Standard in Leather/Mock Leather combination (Grade 7). Not available in Fabric.

OPTIONAL FEATURES

- Tilters are available with an infinite tilt lock mechanism. Specify "MT". Add \$97.00
- Optional Plain wood-capped steel base available. Specify Medium Oak (B1E), Mahogany (B1TM) or Walnut (B1TW). Add \$110.00
- Optional ballistic style nylon outer back fabric available. Resistant to impact damage. Available in Black Only (BKB) Add \$13.00.
- Please see page 309 for additional caster options.

	STANDARD FABRIC GRADES													
	3	4	5	6	7	8	9	10	11	12	13	14		
3965	-	-	-	-	911	-	-	1287	1403	1591	1875	2215		
OVERALL DIMENSIONS			SEAT DIMENSIONS			BACK DIMENSIONS								
	W	D	H	W	D	H	W	H						
	26.5	28.5	34	21	19.5	18.5	21	18.5						
	RTA 00													

DESCRIPTION	FEATURES	MODEL#	STANDARD FABRIC GRADES													
			3	4	5	6	7	8	9	10	11	12	13	14		
 <p>HB Tilter COM Yardage: 3.75 Freight Class: 150 Product Weight (lbs.): 51 Cubic Feet Per Carton: 11.75</p>	 <p>ADJUSTMENTS (1) Tilt tension (2) Pneumatic seat height (9) Chair tilt lock (5A) Center-tilt action</p>	3966	-	-	-	-	1015	-	-	1462	1599	1825	2161	2566		
			OVERALL DIMENSIONS			SEAT DIMENSIONS			BACK DIMENSIONS							
	W	D	H	W	D	H	W	H								
	26.5	31	42.5	21	19.5	18-22	21	25.5								
	RTA 1															

DESCRIPTION	FEATURES	MODEL#	STANDARD FABRIC GRADES													
			3	4	5	6	7	8	9	10	11	12	13	14		
 <p>MB Tilter COM Yardage: 3.25 Freight Class: 150 Product Weight (lbs.): 47 Cubic Feet Per Carton: 10.75</p>	 <p>ADJUSTMENTS (1) Tilt tension (2) Pneumatic seat height (9) Chair tilt lock (5A) Center-tilt action</p>	3967	-	-	-	-	942	-	-	1331	1448	1643	1937	2287		
			OVERALL DIMENSIONS			SEAT DIMENSIONS			BACK DIMENSIONS							
	W	D	H	W	D	H	W	H								
	26.5	30	35	20.5	19.5	18-22	20.5	18								
	RTA 1															