

TAKORI



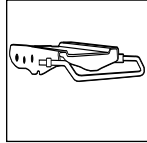
model 2031-1 (SM)



model 2032-3 (UL)



Lumbar Support
Height adjustable.



Multi-Depth Mechanism
Seat depth option is available on multi-tilter models. (see notes for more details)

STANDARD FEATURES

- An ergonomic chair with amazing comfort, featuring the Synchro-Tilter with back angle adjustment, side activated tilt-tension and sliding seat depth adjustment. (Models 6680-0 and 6680LM-0).
- Takori is standard with a two tone color upholstery combination. When upholstered in fabric, the black trim and piping details will always be upholstered in Black Silhouette (SL20 Asphalt).
- When upholstered in vinyl or leather, the Black trim will always be upholstered in Black 550 mock-leather. The specified leather or vinyl will only be on the center of the inside seat and back. There is no option for an all leather chair.
- LM models have a two piece seat with straight across seam.
- Standard with Global's high quality Soft Descent™ Pneumatic lift, which slowly and gently lowers the seat height of the chair making it easy to obtain exactly the right seat height you desire.
- Side activated sliding seat depth adjustment (MD), is standard on Multi-Tilters and Synchro-Tilters. Provides 2" of seat depth adjustment. Available on all models except 6680-4 and 6680LM-4.

- The outer back is fiberglass reinforced nylon, impact resistant and extremely durable.
- Seat back upholstery has a relaxed fit and appearance.
- The compound curved back and seat is made to comfortably support the user's body shape.
- Lumbar support is height adjustable.
- Height and width adjustable G1 arms. Armcaps are soft to the touch Self-Skinned Urethane and are depth adjustable (slide forward and backward) to suit the user's preference. Armcaps also articulate inwards 30° and slide over top of the seat to narrow the space between arms.
- Vari-Width (WA) Width Adjustable Arm Extensions is standard.
- Five prong, injection molded, fiberglass reinforced nylon base.
- C1 dual wheel carpet casters are standard.

OPTIONAL FEATURES

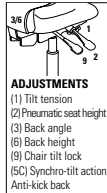
- For optional polished Aluminum base. Please specify "ALU" base. Add \$139.00
- For hard surface flooring casters Please Specify C9R. Add \$47.00
- Upholstery is available in: fabric, vinyl, leather or leather/mock-Leather.

DESCRIPTION FEATURES MODEL# STANDARD FABRIC GRADES



HB Synchro-Tilter w/Back Angle Adjustment

COM Yardage: 1
Freight Class: 125
Product Weight (lbs.): 64
Cubic Feet Per Carton: 10.50



ADJUSTMENTS
(1) Tilt tension
(2) Pneumatic seat height
(3) Back angle
(6) Back height
(9) Chair tilt lock
(5C) Synchro-tilt action
Anti-kick back

Ergonomic Features:
A, B, C, D, E, G, H, L, M, N, Q, R

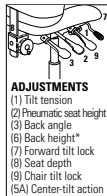
MODEL#	STANDARD FABRIC GRADES													
	3	4	5	6	7	8	9	10	11	12	13	14		
6680-0	706	730	749	777	817	830	866	932	964	1026	1109	1214		
6680LM-0	-	-	-	-	806	825	859	922	958	1015	1103	1207		
Leather/Mock Leather														
OVERALL DIMENSIONS				SEAT DIMENSIONS			BACK DIMENSIONS							
W	D	H	W	D	H	W	H							
25.5	24	41	20	17-19.5	16.5-20.5	18.5	23							

RTA 2



HB Multi-Tilter

COM Yardage: 1
Freight Class: 125
Product Weight (lbs.): 64
Cubic Feet Per Carton: No Match!



ADJUSTMENTS
(1) Tilt tension
(2) Pneumatic seat height
(3) Back angle
(6) Back height
(7) Forward tilt lock
(8) Seat depth
(9) Chair tilt lock
(5A) Center-tilt action

Ergonomic Features:
A, B, C, D, G, H, J, L, M, N, Q

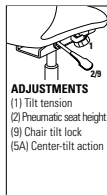
MODEL#	STANDARD FABRIC GRADES													
	3	4	5	6	7	8	9	10	11	12	13	14		
6680-3	706	730	749	777	817	830	866	932	964	1026	1109	1214		
6680LM-3	-	-	-	-	806	825	859	922	958	1015	1103	1207		
Leather/Mock Leather														
OVERALL DIMENSIONS				SEAT DIMENSIONS			BACK DIMENSIONS							
W	D	H	W	D	H	W	H							
25.5	24	41.5	20	17-19.5	17.4-20.5	18.5	23							

RTA 2



HB Tilter

COM Yardage: 1
Freight Class: 150
Product Weight (lbs.): 55
Cubic Feet Per Carton: 10.50


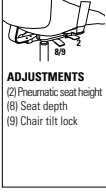



ADJUSTMENTS
(1) Tilt tension
(2) Pneumatic seat height
(9) Chair tilt lock
(5A) Center-tilt action

Ergonomic Features:
A, B, C, D, E, H, M, N, Q, S

MODEL#	STANDARD FABRIC GRADES													
	3	4	5	6	7	8	9	10	11	12	13	14		
6680-4	634	658	677	705	745	758	794	859	892	954	1037	1142		
6680LM-4	-	-	-	-	734	753	787	850	886	944	1031	1135		
Leather/Mock Leather														
OVERALL DIMENSIONS				SEAT DIMENSIONS			BACK DIMENSIONS							
W	D	H	W	D	H	W	H							
25.5	24	40.5	20	17-19.5	16-20	18.5	23							

RTA 2

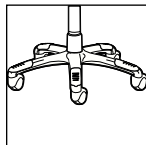
DESCRIPTION	FEATURES	MODEL#	STANDARD FABRIC GRADES											
			3	4	5	6	7	8	9	10	11	12	13	14
 <p>HB Weight Sensing Synchro-Tilter COM Yardage: 1 Freight Class: 125 Product Weight (lbs.): 64 Cubic Feet Per Carton: 10.50</p>	 <p>ADJUSTMENTS (2) Pneumatic seat height (8) Seat depth (9) Chair tilt lock</p>													
		6680-8	706	730	749	777	817	830	866	932	964	1026	1109	1214
		6680LM-8	-	-	-	-	806	825	859	922	958	1015	1103	1207
			OVERALL DIMENSIONS			SEAT DIMENSIONS			BACK DIMENSIONS					
			W	D	H	W	D	H	W		H			
			25.5	24	41	20	17-20	16.5-20.5	19		23.5			
			RTA 2											

TAMIRI®



model 4520-3 (TD)

model 4522



Optional Base
Polished aluminum base with black scuff tips (B2) is available at an upcharge. Add \$110.00

STANDARD FEATURES

- Perforated, breathable leather panels in the seat and back provide long-term comfort through better ventilation.
- Fixed height, impact and scuff resistant curved arms with perforated leather pads are standard on managerial, executive and armchair models.
- All other models are standard with adjustable height T-arms with teardrop shaped urethane armcaps (TD).
- Models 4522, 4526 and 4527 are standard with upholstered armcaps. All polypropylene arms are available at no charge. Please specify "PA" when ordering.
- All models (except armchair) are standard with a five-legged, injection molded "spider" base.
- Base and arms are available in Black (BK) Only.
- C10 casters are standard.
- Standard in Leather/Mock Leather combination (Grade 7).
- Not available in Fabric.
- Vari-Width (WA) Width Adjustable Arm Extensions are standard.

OPTIONAL FEATURES

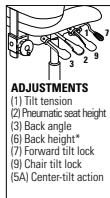
- Available with back edge vinyl bumper guard option (VBG). Add \$16.00
- Polished Aluminum base with black scuff tips. Specify "B2". Add \$110.00.
- See pages 306-308 for additional arm options.
- Please refer to page 309 for additional caster options.



model 4526




HB Multi - Tilter w/Adj. Teardrop Arms
COM Yardage: 2.25
Freight Class: 150
Product Weight (lbs.): 61
Cubic Feet Per Carton: 11



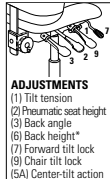
ADJUSTMENTS
(1) Tilt tension
(2) Pneumatic seat height
(3) Back angle
(6) Back height*
(7) Forward tilt lock
(8) Chair tilt lock
(5A) Center-tilt action

Ergonomic Features:
A, B, C, D, F, G, H, M, N, Q, S

	3	4	5	6	7	8	9	10	11	12	13	14
4520-3	-	-	-	-	858	-	-	1125	1207	1343	1545	1787
			OVERALL DIMENSIONS			SEAT DIMENSIONS			BACK DIMENSIONS			
			W	D	H	W	D	H	W		H	
			25.5	26.5	47.5	22	19.5	17-21	21		26-28	
			RTA 2									



MB Multi - Tilter w/Adj. Teardrop Arms
COM Yardage: 2
Freight Class: 150
Product Weight (lbs.): 53
Cubic Feet Per Carton: 9.50



ADJUSTMENTS
(1) Tilt tension
(2) Pneumatic seat height
(3) Back angle
(6) Back height*
(7) Forward tilt lock
(8) Chair tilt lock
(5A) Center-tilt action

Ergonomic Features:
A, B, C, D, F, G, H, M, N, Q, S

	3	4	5	6	7	8	9	10	11	12	13	14
4521-3	-	-	-	-	777	-	-	1015	1089	1207	1389	1602
			OVERALL DIMENSIONS			SEAT DIMENSIONS			BACK DIMENSIONS			
			W	D	H	W	D	H	W		H	
			25	26	41	22	19	17-21	21		20.5-22.5	
			RTA 2		