

SUPRA™



model 5330-4 (UB)



model 5332 (TUN)



**Impact Resistant Back**  
All models are standard with an impact resistant back cover, in Black Only.



model 5331-4 (UT)



**Optional Base**  
Arched aluminum base available as an option on models that are standard with a black arched base. Specify "B5". Add 110.00.

STANDARD FEATURES

- Contoured cushions support the user in a comfortable, contemporary style.
- Stylish arm/frame design sweeps from under the seat through the back and culminates in a hoop at the rear of the seat.
- Tilters are standard with a Tungsten (TUN) finish and Black base. Armchairs are standard with a Tungsten finish (TUN).
- Molded self-skinned urethane waterfall armrests are available in Black (BK) Only.
- The impact resistant outer back shell adds a decorative look and protects from damage. Available in Black (BK) Only.
- All models (except armchairs) are standard with a five-legged, injection molded "spider" base with C65 casters are standard.
- Model 5331-4SC features a self centering cylinder which swivels and automatically returns to the starting seat location. This model is standard with a flat 5 star base in Black (BK) with C7 glides.

OPTIONAL FEATURES

- Models 5332 and 5332L can be joined together using ganging clamp model 5233.
- Optional steel cushioned glides (B) are available on models 5332 and 5332L. Add \$18.00. Please specify
- Please note that partially KD models 5330-4 and 5331-5 are part of the 3 Day Quick Ship program. Please contact a Global Sales Representative.
- Not available in Leather/Mock Leather combination (Grade 7).
- Optional frame finishes include: Please Specify a Tungsten finish with Tungsten base (UT)\* on Tilter models. Add \$53.00. (\* Equipped with a 3" cylinder instead of the standard 4" cylinder to maintain seat height range.) For a Chrome (CH) finish on armchairs. Add \$83.00.
- See pages 306-308 for additional arm options.
- Please see page 309 for additional caster options. Optional casters may be priced higher than the standard casters for your chair and the difference will be charged. Lower priced optional casters will not be credited.

DESCRIPTION FEATURES MODEL# STANDARD FABRIC GRADES

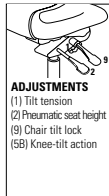


Mesh



5330-2

5330L-2



**ADJUSTMENTS**  
(1) Tilt tension  
(2) Pneumatic seat height  
(9) Chair tilt lock  
(5B) Knee-tilt action

**HB Knee - Tilter**  
COM Yardage: 1.50  
Freight Class: 250  
Product Weight (lbs.): 41  
Cubic Feet Per Carton: 13.25

Ergonomic Features:  
A, B, C, J, M, N

MODEL#	STANDARD FABRIC GRADES													
	3	4	5	6	7	8	9	10	11	12	13	14		
5330-2	642	679	708	752	812	834	889	991	1041	1135	1264	1426		
5330L-2 Leather	-	-	-	-	-	-	-	1059	1126	1210	1351	1512		
OVERALL DIMENSIONS			SEAT DIMENSIONS			BACK DIMENSIONS								
W	D	H	W	D	H	W	H							
26	27	42.5	21	18.5	17.5-21.5	20	24							

RTA 2

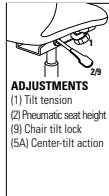


Upholstered



5330-4

5330L-4



**ADJUSTMENTS**  
(1) Tilt tension  
(2) Pneumatic seat height  
(9) Chair tilt lock  
(5A) Center-tilt action

**HB Tilter**  
COM Yardage: 1.50  
Freight Class: 250  
Product Weight (lbs.): 38  
Cubic Feet Per Carton: 12

Ergonomic Features:  
A, B, C, M, N, S

MODEL#	STANDARD FABRIC GRADES													
	3	4	5	6	7	8	9	10	11	12	13	14		
5330-4	487	523	552	596	656	679	733	836	886	981	1109	1271		
5330L-4 Leather	-	-	-	-	-	-	-	893	961	1044	1184	1346		
OVERALL DIMENSIONS			SEAT DIMENSIONS			BACK DIMENSIONS								
W	D	H	W	D	H	W	H							
26	27	42	21	18.5	16.5-20.5	20	24							

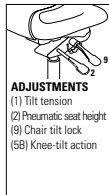
RTA 2



5331-2



5331L-2



**ADJUSTMENTS**  
(1) Tilt tension  
(2) Pneumatic seat height  
(9) Chair tilt lock  
(5B) Knee-tilt action



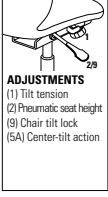












**MB Knee - Tilter**  
COM Yardage: 1.25  
Freight Class: 250  
Product Weight (lbs.): 39  
Cubic Feet Per Carton: 13.25

Ergonomic Features:  
A, B, C, J, M, N

MODEL#	STANDARD FABRIC GRADES													
	3	4	5	6	7	8	9	10	11	12	13	14		
5331-2	608	639	664	699	751	769	815	898	940	1019	1127	1262		
5331L-2 Leather	-	-	-	-	-	-	-	960	1015	1086	1203	1336		
OVERALL DIMENSIONS			SEAT DIMENSIONS			BACK DIMENSIONS								
W	D	H	W	D	H	W	H							
26	26	39.5	21	18.5	17.5-21.5	20	19.5							

RTA 2



DESCRIPTION		FEATURES	MODEL#	STANDARD FABRIC GRADES											
 <p><b>5331-4</b></p>	 <p><b>5331L-4</b></p>	 <p><b>ADJUSTMENTS</b>                      (1) Tilt tension                      (2) Pneumatic seat height                      (3) Chair tilt lock                      (5A) Center-tilt action</p>		3	4	5	6	7	8	9	10	11	12	13	14
			<b>5331-4</b>	455	485	512	545	597	617	661	747	787	866	974	1109
<p><b>MB Tilter</b>                      COM Yardage: 1.25                      Freight Class: 250                      Product Weight (lbs.): 35                      Cubic Feet Per Carton: 12</p>		<p>Ergonomic Features:                      A, B, C, M, N, S</p>	<b>RTA 2</b>												
 <p><b>5331-4SC</b></p>	 <p><b>5330L-4SC</b></p>			3	4	5	6	7	8	9	10	11	12	13	14
		<b>5331-4SC</b>	505	538	562	598	652	669	715	802	845	926	1035	1172	
<p><b>MB Conference Chair</b>                      COM Yardage: 1.25                      Freight Class: 250                      Product Weight (lbs.): 37                      Cubic Feet Per Carton: 11.50</p>			<b>RTA 2</b>												
 <p><b>5332</b></p>	 <p><b>5332L</b></p>			3	4	5	6	7	8	9	10	11	12	13	14
		<b>5332</b>	379	409	433	470	521	540	585	669	710	789	897	1032	
<p><b>Armchair</b>                      COM Yardage: 1.25                      Freight Class: 300                      Product Weight (lbs.): 28                      Cubic Feet Per Carton: 17</p>		<p>Ergonomic Features:                      M, N</p>	<b>RTA 00</b>												
 <p><b>5332C</b></p>	 <p><b>5332LC</b></p>			3	4	5	6	7	8	9	10	11	12	13	14
		<b>5332C</b>	500	531	556	593	645	664	710	797	839	919	1029	1167	
<p><b>Armchair Casters</b>                      COM Yardage: 1.25                      Freight Class: 300                      Product Weight (lbs.): 28                      Cubic Feet Per Carton: 17</p>		<p>Ergonomic Features:                      M, N</p>	<b>RTA 00</b>												
 <p><b>5335</b></p>	 <p><b>5335L</b></p>			3	4	5	6	7	8	9	10	11	12	13	14
		<b>5335</b>	455	485	512	545	597	617	661	747	787	866	974	1109	
<p><b>Armchair Sled base</b>                      COM Yardage: 1.25                      Freight Class: 300                      Product Weight (lbs.): 33                      Cubic Feet Per Carton: 17.50</p>		<p>Ergonomic Features:                      M, N</p>	<b>RTA 00</b>	