


SPREE



model 6040 - Mesh Back



model 6041 - Upholstered




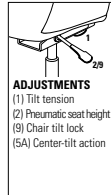


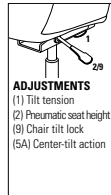
Optional Black/Silver Mesh (S0).

STANDARD FEATURES

- This series offers a high quality mesh back and upholstered back task chairs with a zero lift seat while tilting.
- The back is designed specifically to avoid restricting upper body movement allowing the user to easily access space all around their work station.
- Lumbar area wraps around the users waist to provide a secure feeling and excellent lumbar support.
- The back of the seat slides to the rear and reclines while tilting to provide a smooth comfortable tilt action. Front of the seat does not lift during tilting, so feet stay flat on the floor.
- The seat structure is flexible and is suspended over space that allows the seat to move a flex with the user ensuring long-term comfort.
- Features a unique seat depth adjustment with controls at your fingertips. Controls are located on either side of the seat so the seat can easily slide and extend the roll out seat edge providing 1.5" of additional seat depth.
- Standard Height adjustable arms with 4" of height adjustment. Arm caps rotate 30 degrees towards keyboard.
- Black five prong, injection molded, fiberglass reinforced nylon based is standard.
- Arms attached to the mechanism and are designed to recline with the back movement. Arms will not move away from back.
- Standard with side adjusted tilt tension, rotate knob through five clicks to select right tension.
- Spree is equipped with Global's high quality Soft Descent pneumatic lift which slowly and gently lowers the height of the chair making it easy to obtain the desired position.
- C1 dual wheel carpet casters are standard on five prong base models.

OPTIONAL FEATURES

- Mesh backs are available in 7 colors: White (S1), Black (S2), Blue (S3), Green (S4), Orange (S5), Charcoal (S6), and Sand (S7).
- Optional specialty color Black/Silver (S0) mesh with black vertical stripes on the front with silver vertical stripes visible from the back. Please specify (S0) mesh. Add \$150.00.
- Optional Polished aluminum base available. Please specify ALU. Add \$110.00.
- For hard surface flooring casters, please specify C9R casters. Add \$63.00
- See page 309 for additional caster options.
- All models are available in fabric, vinyl or leather with EXCEPTION of Jenny, Pebbles, Quilt, Shard, Station and Styx textiles. Not available in Leather/Mock leather combination.

DESCRIPTION	FEATURES	MODEL#	STANDARD FABRIC GRADES												
			3	4	5	6	7	8	9	10	11	12	13	14	
 <p><b>MB Synchro - Tilter</b> COM Yardage: 1 Freight Class: 150 Product Weight (lbs.): 50 Cubic Feet Per Carton: 11</p>	 <p><b>ADJUSTMENTS</b> (1) Tilt tension (2) Pneumatic seat height (9) Chair tilt lock (5A) Center-tilt action</p>	<p><b>Mesh Back</b></p> <p>Ergonomic Features: A, B, C, E, H, L, M, N, R</p>	6040	725	749	768	796	835	850	884	951	983	1044	1128	1232
			6040L	-	-	-	-	-	-	-	1000	1043	1097	1189	1293
			<b>OVERALL DIMENSIONS</b>			<b>SEAT DIMENSIONS</b>			<b>BACK DIMENSIONS</b>						
			<b>W</b>	<b>D</b>	<b>H</b>	<b>W</b>	<b>D</b>	<b>H</b>	<b>W</b>	<b>H</b>					
26	25	39	19.5	15-16.5	16-20	15.5	20								
			<b>RTA 2</b>												
 <p><b>MB Synchro - Tilter</b> COM Yardage: 1.50 Freight Class: 150 Product Weight (lbs.): 51 Cubic Feet Per Carton: 11</p>	 <p><b>ADJUSTMENTS</b> (1) Tilt tension (2) Pneumatic seat height (9) Chair tilt lock (5A) Center-tilt action</p>	<p><b>Upholstered Back</b></p> <p>Ergonomic Features: A, B, C, E, H, L, M, N, R</p>	6041	875	911	939	981	1040	1062	1114	1213	1261	1354	1479	1636
			6041L	-	-	-	-	-	-	1200	1266	1347	1484	1640	
			<b>OVERALL DIMENSIONS</b>			<b>SEAT DIMENSIONS</b>			<b>BACK DIMENSIONS</b>						
			<b>W</b>	<b>D</b>	<b>H</b>	<b>W</b>	<b>D</b>	<b>H</b>	<b>W</b>	<b>H</b>					
26	25	39	19.5	15-16.5	16-20	15.5	20								
			<b>RTA 2</b>	