

ROMA®

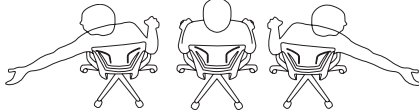


model 1906

model 1908



Optional Arms
A height adjustable arm is optionally available for task seating. Please specify (RA). Add \$56.00.






The Polypropylene Medium Back and the Upholstered Medium Back feature a flexible back construction that provides support, proper spinal alignment and comfort when moving or reaching in a seated position.






STANDARD FEATURES



- Flexible, elegant and affordable, Roma offers a family of seating with simple clean lines.
- The series includes nesting chairs, task seating and drafting stools, with and without arms.
- For Nesting chairs see pages 214-215.
- Four back versions are available. Choose from Mesh, Upholstered, Flexible Polypropylene or Honeycomb Polypropylene back.
- All "L" models have two piece seats with a radius towards the rear of the seat.
- Flexible polypropylene back chair features a built in lumbar support designed to move as you move an is available exclusively in black.
- The task chair upholstered back features a removable cover for on-site replacement and cleaning.
- Arms are durable fiberglass reinforced Nylon, fixed height. Armcaps are durable Polyurethane (SSU), soft and warm to the touch.
- Roma features an exclusive chair control mechanism which allows the chair back and arms to recline together while the chair seat moves just enough to ensure comfort.
- Features the new Soft Descent pneumatic technology to gently control the seat height for both an accurate and comfortable fit.
- Task chairs and stools are standard with a Black 5 prong fiberglass reinforced Nylon base.
- Nesting chairs are available in Tungsten (TUN) or Black (BLK).
- C1 casters are standard.



OPTIONAL FEATURES



- Breathable mesh back is available in six colors. Choose from Autumn Orange (AO), Spring Green (SG) Winter Grey (WG), Midnight Black (MB), Summer Blue (SB), Fall Burgundy (FB).
- An optional polished aluminum base is available at an upcharge. Please Specify (ALU). Add \$110.00.
- A height adjustable arm is optionally available for task seating. Please specify (RA). Add \$56.00.
- Please see page for additional caster options.
- Available in fabric and leather with the EXCEPTION of Station, Imprint, and Renewal.



DESCRIPTION	FEATURES	MODEL#	STANDARD FABRIC GRADES												
			3	4	5	6	7	8	9	10	11	12	13	14	
 <p>Mesh MB - Armless Drafting Stool COM Yardage: 1 Freight Class: 150 Product Weight (lbs.): 43 Cubic Feet Per Carton: 9.25</p>	<p>Ergonomic Features: B, C, M, N</p>		3	4	5	6	7	8	9	10	11	12	13	14	
		1871	743	768	786	815	854	868	903	969	1002	1063	1147	1251	
		1871L	-	-	-	-	-	-	-	-	965	1008	1062	1154	1259
		Leather													
		<p>OVERALL DIMENSIONS</p> <p>W D H</p>	<p>SEAT DIMENSIONS</p> <p>W D H</p>	<p>BACK DIMENSIONS</p> <p>W H</p>	19.5	23.5	48	19.5	18	24.5-34.5	18.5	19			
 <p>Polypropylene MB - Armless Drafting Stool COM Yardage: 1 Freight Class: 150 Product Weight (lbs.): 43 Cubic Feet Per Carton: 9.25</p>	<p>Ergonomic Features: B, C, M, N</p>		3	4	5	6	7	8	9	10	11	12	13	14	
		1872	743	768	786	815	854	868	903	969	1002	1063	1147	1251	
		1872L	-	-	-	-	-	-	-	-	965	1008	1062	1154	1259
		Leather													
		<p>OVERALL DIMENSIONS</p> <p>W D H</p>	<p>SEAT DIMENSIONS</p> <p>W D H</p>	<p>BACK DIMENSIONS</p> <p>W H</p>	19.5	23.5	48	19.5	18	24.5-34.5	18.5	19			
 <p>Honeycomb MB - Armless Drafting Stool COM Yardage: 1 Freight Class: 150 Product Weight (lbs.): 43 Cubic Feet Per Carton: 9.25</p>	<p>Ergonomic Features: B, C, M, N</p>		3	4	5	6	7	8	9	10	11	12	13	14	
		1874	770	794	812	841	880	894	928	995	1028	1089	1173	1277	
		1874L	-	-	-	-	-	-	-	-	991	1034	1088	1180	1284
		Leather													
		<p>OVERALL DIMENSIONS</p> <p>W D H</p>	<p>SEAT DIMENSIONS</p> <p>W D H</p>	<p>BACK DIMENSIONS</p> <p>W H</p>	19.5	23.5	48	19.5	18	24.5-34.5	18.5	19			



DESCRIPTION	FEATURES	MODEL#	STANDARD FABRIC GRADES														
			3	4	5	6	7	8	9	10	11	12	13	14			
 <p>Mesh MB - Drafting Stool COM Yardage: 1 Freight Class: 150 Product Weight (lbs.): 50 Cubic Feet Per Carton: 9.25</p>	Ergonomic Features: B, C, M, N	1876	789	814	832	861	900	914	949	1015	1048	1109	1193	1297			
		1876L	-	-	-	-	-	-	-	1010	1053	1107	1198	1303			
		Leather															
		OVERALL DIMENSIONS			SEAT DIMENSIONS						BACK DIMENSIONS						
		W D H			W D H						W H						
25.5 23.5 48			19.5 18 24.5-34.5						18.5 19								
			RTA 2		ups												
 <p>Polypropylene MB - Drafting Stool COM Yardage: 1 Freight Class: 150 Product Weight (lbs.): 50 Cubic Feet Per Carton: 9.25</p>	Ergonomic Features: B, C, M, N	1877	789	814	832	861	900	914	949	1015	1048	1109	1193	1297			
		1877L	-	-	-	-	-	-	-	1010	1053	1107	1198	1303			
		Leather															
		OVERALL DIMENSIONS			SEAT DIMENSIONS						BACK DIMENSIONS						
		W D H			W D H						W H						
25.5 23.5 48			19.5 18 24.5-34.5						18.5 19								
			RTA 2		ups												
 <p>Honeycomb MB - Drafting Stool COM Yardage: 1 Freight Class: 150 Product Weight (lbs.): 50 Cubic Feet Per Carton: 9.25</p>	Ergonomic Features: B, C, M, N	1879	817	841	859	888	927	941	977	1042	1075	1136	1220	1325			
		1879L	-	-	-	-	-	-	-	1037	1080	1134	1225	1330			
		Leather															
		OVERALL DIMENSIONS			SEAT DIMENSIONS						BACK DIMENSIONS						
		W D H			W D H						W H						
25.5 23.5 48			19.5 18 24.5-34.5						18.5 19								
			RTA 2		ups												
 <p>Honeycomb MB - Armless COM Yardage: 1 Freight Class: 150 Product Weight (lbs.): 38 Cubic Feet Per Carton: 9.25</p>	Ergonomic Features: B, C, M, N	1896	599	623	642	670	710	724	759	825	857	919	1003	1107			
		1896L	-	-	-	-	-	-	-	811	854	909	1001	1105			
		Leather															
		OVERALL DIMENSIONS			SEAT DIMENSIONS						BACK DIMENSIONS						
		W D H			W D H						W H						
19.5 23.5 38			19.5 18 15-19						18.5 19								
			RTA 2		ups												
 <p>Mesh MB - Armless COM Yardage: 1 Freight Class: 150 Product Weight (lbs.): 38 Cubic Feet Per Carton: 9.25</p>	Ergonomic Features: B, C, M, N	1901	599	624	644	673	715	730	766	836	870	935	1023	1132			
		1901L	-	-	-	-	-	-	-	789	832	887	978	1082			
		Leather															
		OVERALL DIMENSIONS			SEAT DIMENSIONS						BACK DIMENSIONS						
		W D H			W D H						W H						
19.5 23.5 36.25			19.5 18 15-19						18.5 19								
			RTA 2		ups												




DESCRIPTION	FEATURES	MODEL#	STANDARD FABRIC GRADES												
			3	4	5	6	7	8	9	10	11	12	13	14	
 <p>Polypropylene MB - Armless COM Yardage: 1 Freight Class: 150 Product Weight (lbs.): 36.25 Cubic Feet Per Carton: 9.25</p>	Ergonomic Features: B, C, M, N	1902	599	624	644	673	715	730	766	836	870	935	1023	1132	
		1902L Leather	-	-	-	-	-	-	-	-	829	874	932	1028	1136
		OVERALL DIMENSIONS			SEAT DIMENSIONS			BACK DIMENSIONS							
		W	D	H	W	D	H	W	H						
			19.5	23.5	36.25	19.5	18	15-19	18.5	19					
			RTA 2												

DESCRIPTION	FEATURES	MODEL#	STANDARD FABRIC GRADES												
			3	4	5	6	7	8	9	10	11	12	13	14	
 <p>Upholstered MB - Armless COM Yardage: 1.75 Freight Class: 150 Product Weight (lbs.): 38 Cubic Feet Per Carton: 9.25</p>	Ergonomic Features: B, C, M, N	1903	644	688	722	774	847	872	937	1059	1117	1232	1385	1576	
		1903L Leather	-	-	-	-	-	-	-	1048	1127	1225	1395	1586	
		OVERALL DIMENSIONS			SEAT DIMENSIONS			BACK DIMENSIONS							
		W	D	H	W	D	H	W	H						
			19.5	23.5	36.25	19.5	18	15-19	18.5	19					
			RTA 2												

DESCRIPTION	FEATURES	MODEL#	STANDARD FABRIC GRADES												
			3	4	5	6	7	8	9	10	11	12	13	14	
 <p>Honeycomb MB - w/Arms COM Yardage: 1 Freight Class: 150 Product Weight (lbs.): 45 Cubic Feet Per Carton: 9.25</p>	Ergonomic Features: B, C, M, N	1897	640	664	683	711	751	764	800	866	898	960	1043	1148	
		1897L Leather	-	-	-	-	-	-	-	850	893	947	1039	1144	
		OVERALL DIMENSIONS			SEAT DIMENSIONS			BACK DIMENSIONS							
		W	D	H	W	D	H	W	H						
			25.5	23.5	38	19.5	18	15-19	18.5	19					
			RTA 2												

DESCRIPTION	FEATURES	MODEL#	STANDARD FABRIC GRADES												
			3	4	5	6	7	8	9	10	11	12	13	14	
 <p>Mesh MB - w/Arms COM Yardage: 1 Freight Class: 150 Product Weight (lbs.): 45 Cubic Feet Per Carton: 9.25</p>	Ergonomic Features: B, C, M, N	1906	640	665	685	714	756	771	807	876	911	975	1063	1173	
		1906L Leather	-	-	-	-	-	-	-	875	918	972	1064	1168	
		OVERALL DIMENSIONS			SEAT DIMENSIONS			BACK DIMENSIONS							
		W	D	H	W	D	H	W	H						
			25.5	23.5	36.25	19.5	18	15-19	18.5	19					
			RTA 2												

DESCRIPTION	FEATURES	MODEL#	STANDARD FABRIC GRADES												
			3	4	5	6	7	8	9	10	11	12	13	14	
 <p>Polypropylene MB - w/Arms COM Yardage: 1 Freight Class: 150 Product Weight (lbs.): 45 Cubic Feet Per Carton: 9.25</p>	Ergonomic Features: B, C, M, N	1907	640	665	685	714	756	771	807	876	911	975	1063	1173	
		1907L Leather	-	-	-	-	-	-	-	875	918	972	1064	1168	
		OVERALL DIMENSIONS			SEAT DIMENSIONS			BACK DIMENSIONS							
		W	D	H	W	D	H	W	H						
			25.5	23.5	36.25	19.5	18	15-19	18.5	19					
			RTA 2												

DESCRIPTION	FEATURES	MODEL#	STANDARD FABRIC GRADES												
			3	4	5	6	7	8	9	10	11	12	13	14	
 <p>Upholstered MB - w/Arms COM Yardage: 1.75 Freight Class: 150 Product Weight (lbs.): 45 Cubic Feet Per Carton: 9.25</p> <p>Ergonomic Features: B, C, M, N</p>		1908	688	729	762	811	881	906	967	1083	1139	1247	1393	1576	
		1908L Leather	-	-	-	-	-	-	-	1094	1169	1263	1424	1606	
		OVERALL DIMENSIONS	W	D	H	SEAT DIMENSIONS			BACK DIMENSIONS						
			25.5	23.5	36.25	19.5	18	16.5-20.5		18.5	19				
			RTA 2												
			1909	127	152	172	202	244	258	295	364	399	463	551	661
			1909L Leather	-	-	-	-	-	-	-	359	404	460	557	666
			OVERALL DIMENSIONS	W	D	H	SEAT DIMENSIONS			BACK DIMENSIONS					
				20.5	19	.38	21	18	18		20	20.5			
			RTA 00												



Upholstered Back Pad
COM Yardage: 1
Freight Class: 70
Product Weight (lbs.): 1.50
Cubic Feet Per Carton: 1.10