

ROBUST



model 2527



Memory Foam
Available, use code "MF".
Add \$76.00.


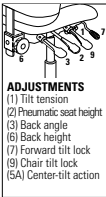

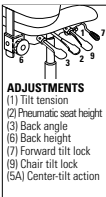
STANDARD FEATURES

- Heavy duty chair rated for multi shift users up to 500 pounds.
- Standard with a six prong, oval tubular steel base (32" in diameter) in Black (BK) Only.
- Standard with a solid steel loop style arm. The arm is vinyl dipped to be warm to the touch and impact absorbent.
- Arms are width adjustable for an extra 2" on each side, providing additional room and comfort for users.
- There are no arm options for this series.
- Side tension adjustment can be reached from a seated position.
- Standard with Ultracell high density, high resilient foam on seat and back.
- Large diameter 3" black casters, providing easier mobility.
- Casters are suitable for hard surface flooring or carpet. There are no caster options for this series.
- Standard pneumatic seat height adjustment. Forward and rearward seat tilt with infinite lock and free floating back angle control. Tilt tension control.

- This series has a two-tone fabric combination as standard. Trim is always Silhouette fabric, SL20 Asphalt.

OPTIONAL FEATURES

- Memory Foam seats are optionally available. This slow release foam molds to your contour and evenly distributes body weight. Please specify (MF) Add \$76.00.
- When upholstered in Vinyl or Leather please note that the Black trim will always be Mock Leather 550 Black.
- There is no option for all leather. Also not available in Drama, Jenny, Match, Quilt, Pebbles, Sprinkle, Shard, and Styx textiles.
- An optional ballistic nylon outer back, resistant to impact damage is available in Black only. Please specify (BKB). Add \$13.00.
- For availability of chair series in Vinyl, please contact a Global Sales Representative.

DESCRIPTION	FEATURES	MODEL#	STANDARD FABRIC GRADES													
			3	4	5	6	7	8	9	10	11	12	13	14		
 <p>HB Heavy Duty Multi-Tilter COM Yardage: 3.25 Freight Class: 250 Product Weight (lbs.): 118 Cubic Feet Per Carton: 33.50</p>	 <p>ADJUSTMENTS (1) Tilt tension (2) Pneumatic seat height (3) Back angle (6) Back height (7) Forward tilt lock (9) Chair tilt lock (5A) Center-tilt action</p>	<p>Ergonomic Features: A, B, C, F, G, M, N, S</p>	2526	-	1772	1833	1925	2054	2103	2216	2429	2535	2733	3008	3347	
			2526LM	-	-	-	-	2007	-	-	2383	-	2687	2971	3311	
			Leather/Mock Leather													
			OVERALL DIMENSIONS			SEAT DIMENSIONS			BACK DIMENSIONS							
W D H			W D H			W H										
29 27.5 50.5			25.5 20 16.5-20.5			22 30										
 <p>MB Heavy Duty Multi-Tilter COM Yardage: 3 Freight Class: 250 Product Weight (lbs.): 114 Cubic Feet Per Carton: 29.50</p>	 <p>ADJUSTMENTS (1) Tilt tension (2) Pneumatic seat height (3) Back angle (6) Back height (7) Forward tilt lock (9) Chair tilt lock (5A) Center-tilt action</p>	<p>Ergonomic Features: A, B, C, F, G, M, N, S</p>	2527	-	1667	1724	1808	1927	1972	2077	2273	2372	2554	2808	3121	
			2527LM	-	-	-	-	1886	-	-	2261	-	2565	2850	3189	
			Mock/Leather													
			OVERALL DIMENSIONS			SEAT DIMENSIONS			BACK DIMENSIONS							
W D H			W D H			W H										
29 26.5 42.5			25.5 20 16.5-20.5			22 24										

RTA 00

RTA 00