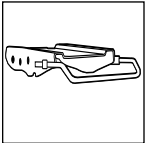


OBUSFORME®



model 4430 (TD)



Multi-Depth Mechanism
Seat depth option is available on multi-tilter models. (see notes for more details)



model 4432 (AL)



Memory Foam
Available, use code "MF" and Add \$76.00

model 4444 (KL)

STANDARD FEATURES

- Contoured seat and back with twin density molded foam.
- Standard with height and width adjustable arms with urethane armpad (G3).
- Side activated sliding seat depth adjustment, (MD) is standard on for Mutil-Tilters and Synchro-Tilters. Provides 2" of seat depth adjustment.
- A variety of OBUSForme Computer Accessories are available to support your neck, hands, arms and feet while seated.
- OBUSForme is a ® trademark. OBUSForme® and the distinctive backrest design are registered trademarks of OBUSForme, Ltd., and are used under license.
- Vari-Width (WA) Width Adjustable Arm Extensions are standard, allowing the arms to move away from the seat by 2" on each side to allow space if desired for broader hip widths.
- All models (except armchair and side chair) are standard with a five-legged, injection molded "spider" base.
- Base and frame are available in Black (BK) Only.
- C65 casters are standard.

OPTIONAL FEATURES

- See pages 306-308 for additional arm options.
- Optional seat depth is available on models 4470 and 4472. Specify (MD). Add \$40.00
- OBUSForme series available in GLOBAL fabrics: Drama, Jenny, Quilt, Shard, Sprinkle, Styx and Urban (Grade 3) Crescent, Cumulus, Match, Imprint, Oxygen, Quantum, Renewal, Replay, and Silhouette (Grade 4), Abstract, Ace, Cocktail, Couture, and Identity (Grade 5), and Presidio (Grade 6) fabrics. Please Specify. Not available in Vinyl and Leather.
- Black base with chrome footring. Specify "B3". Add \$80.00.
- Please see page 309 for additional caster options. Optional casters may be priced higher than the standard casters for your chair and the difference will be charged. Lower priced optional casters will not be credited.

DESCRIPTION

FEATURES

MODEL#

STANDARD FABRIC GRADES



Lumbar Pad/Headrest
COM Yardage: .33
Freight Class: 70
Product Weight (lbs.): 1
Cubic Feet Per Carton: .50

*Fabrics are limited, See notes

	*3	*4	*5	*6	7	8	9	10	11	12	13	14
4411	33	41	48	58	73	77	87	110	123	144	173	208

4411WB

Wide back available at no extra cost (for model 4444).

OVERALL DIMENSIONS			SEAT DIMENSIONS			BACK DIMENSIONS	
W	D	H	W	D	H	W	H

9	3	5	-	-	-	-	-
---	---	---	---	---	---	---	---

RTA 00



Side Chair
COM Yardage: 1.50
Freight Class: 300
Product Weight (lbs.): 30
Cubic Feet Per Carton: 17

*Fabrics are limited, See notes

Ergonomic Features:
M, N

	*3	*4	5	6	7	8	9	10	11	12	13	14
4417	654	691	721	763	824	846	902	1003	1052	1148	1277	1438

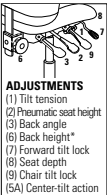
OVERALL DIMENSIONS			SEAT DIMENSIONS			BACK DIMENSIONS	
W	D	H	W	D	H	W	H

19.5	23.75	37.5	19.5	17	17.5	18.5	21
------	-------	------	------	----	------	------	----

RTA 00



HB Multi - Tilter
COM Yardage: 1.75
Freight Class: 150
Product Weight (lbs.): 55
Cubic Feet Per Carton: 10.50



ADJUSTMENTS
(1) Tilt tension
(2) Pneumatic seat height
(3) Back angle
(6) Back height*
(7) Forward tilt lock
(8) Seat depth
(9) Chair tilt lock
(5A) Center-tilt action

*Fabrics are limited, See notes

Ergonomic Features:
A, B, C, D, E, F, H, M, N, Q, R, S


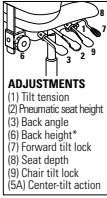


	*3	*4	5	*6	7	8	9	10	11	12	13	14
4430	1050	1097	1133	1189	1267	1295	1363	1494	1557	1678	1843	2049


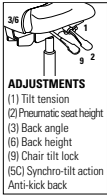


OVERALL DIMENSIONS			SEAT DIMENSIONS			BACK DIMENSIONS	
W	D	H	W	D	H	W	H


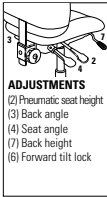


23.5	23.5	53.5	19.5	17-19.5	17.5-21.5	18.75	31
------	------	------	------	---------	-----------	-------	----


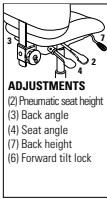
RTA 2



DESCRIPTION	FEATURES	MODEL#	STANDARD FABRIC GRADES												
 MB Multi Tilter COM Yardage: 1.50 Freight Class: 125 Product Weight (lbs.): 56 Cubic Feet Per Carton: 9.25	 <p>ADJUSTMENTS (1) Tilt tension (2) Pneumatic seat height (3) Back angle (6) Back height* (7) Forward tilt lock (8) Seat depth (9) Chair tilt lock (5A) Center-tilt action</p>		*3	*4	5	*6	7	8	9	10	11	12	13	14	
		4432	1007	1047	1079	1126	1193	1217	1276	1388	1442	1546	1687	1863	
		OVERALL DIMENSIONS			SEAT DIMENSIONS			BACK DIMENSIONS							
		W	D	H	W	D	H	W	H						
	23.5	23.5	42.5		19.5	17-19.5	17.5-21.5		18.75	22					
															

 MB Synchro - Tilter w/Back Angle Adjustment COM Yardage: 1.50 Freight Class: 125 Product Weight (lbs.): 56 Cubic Feet Per Carton: 9.25	 <p>ADJUSTMENTS (1) Tilt tension (2) Pneumatic seat height (3) Back angle (6) Back height (9) Chair tilt lock (5C) Synchro-tilt action Anti-kick back</p>		*3	*4	5	*6	7	8	9	10	11	12	13	14	
		4432-0	1173	1211	1239	1283	1344	1366	1420	1522	1572	1667	1795	1959	
		OVERALL DIMENSIONS			SEAT DIMENSIONS			BACK DIMENSIONS							
		W	D	H	W	D	H	W	H						
	23.5	23	42.5		19.5	17-19.5	17.5-21.5		18.75	22					
															

 MB Operator COM Yardage: 1.50 Freight Class: 150 Product Weight (lbs.): 46 Cubic Feet Per Carton: 9.25	 <p>ADJUSTMENTS (2) Pneumatic seat height (3) Back angle (4) Seat angle (7) Back height (6) Forward tilt lock</p>		*3	*4	5	*6	7	8	9	10	11	12	13	14	
		4442	1107	1145	1173	1218	1279	1302	1354	1458	1505	1600	1729	1893	
		OVERALL DIMENSIONS			SEAT DIMENSIONS			BACK DIMENSIONS							
		W	D	H	W	D	H	W	H						
	23.5	22.5	43		19.5	17	17.5-22.5		18.75	22					
															

 MB Operator - Extra Wide Seat and Back COM Yardage: 1.50 Freight Class: 150 Product Weight (lbs.): 46 Cubic Feet Per Carton: 9.75	 <p>ADJUSTMENTS (2) Pneumatic seat height (3) Back angle (4) Seat angle (7) Back height (6) Forward tilt lock</p>		*3	*4	5	*6	7	8	9	10	11	12	13	14	
		4444	1291	1330	1358	1402	1462	1485	1540	1642	1689	1785	1916	2077	
		OVERALL DIMENSIONS			SEAT DIMENSIONS			BACK DIMENSIONS							
		W	D	H	W	D	H	W	H						
	26	24	44		21	17	17.5-22.5		20.25	22					
				