
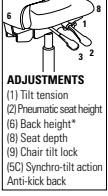



# HEAVY DUTY

# DEXTER™ & DEXTER PLUS™ / MAXIMA® II M

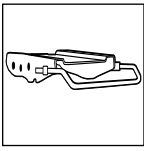
DESCRIPTION	FEATURES	MODEL#	STANDARD FABRIC GRADES											
			3	4	5	6	7	8	9	10	11	12	13	14
 <p><b>MB Synchro - Tilter</b> Dexter COM Yardage: 1 Freight Class: 250 Product Weight (lbs.): 50 Cubic Feet Per Carton: 13</p>	 <p><b>ADJUSTMENTS</b> (1) Tilt tension (2) Pneumatic seat height (6) Back height* (8) Seat depth (9) Chair tilt lock (5C) Synchro-tilt action Anti-kick back</p>	<b>2437-1</b>	1288	1312	1332	1360	1402	1418	1452	1521	1553	1618	1703	1811
			<b>OVERALL DIMENSIONS</b>			<b>SEAT DIMENSIONS</b>			<b>BACK DIMENSIONS</b>					
			<b>W</b>	<b>D</b>	<b>H</b>	<b>W</b>	<b>D</b>	<b>H</b>	<b>W</b>	<b>H</b>				
			26	24	41	19	17-19	17.5-21.5	17.5	20-22.5				
			<b>RTA 2</b>											

Ergonomic Features:  
A, B, C, D, E, L, M, N, Q, T

## MAXIMA® II



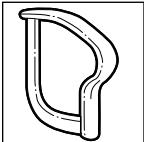
model 2438-16



**Multi-Depth Mechanism**  
Standard on all models. Allows seat to move forward and backward over a 2" range with 5 locking positions to provide a more shallow or deeper seat.



model 2438-16



**Optional Arm**  
Fixed height cuff resistant, vinyl dipped arms (ML). Add \$113.00.

## STANDARD FEATURES

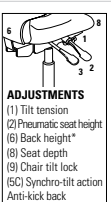
- Compound curved molded foam seat and back cushions conform to natural body curves.
- All models are standard with a heavy-duty steel frame and reinforced five-legged, injection molded base.
- Base and frame available in Black (BK) Only.
- Standard with adjustable height T-arms with teardrop shaped urethane armcaps (TD).
- Rated for Multi-Shift use for persons up to 350 pounds.
- C10 casters are standard.
- Vari-Width Adapter Plate (WA) is standard when chair is ordered with adjustable height arms. Allows each arm to move outward an additional 2" (for a total of 4" extra seat width) and locks with the use of an easy to maneuver lever.

## OPTIONAL FEATURES

- Also available with fixed height scuff-resistant, vinyl dipped arms (ML). Add \$108.00. See pages 306-308 for additional arm options.
- Optional ballistic nylon outer back fabric available. Resistant to impact damage. Available in Black Only (BKB). Add \$13.00.
- Please see page 309 for additional caster options. Optional casters may be priced higher than the standard casters for your chair and the difference will be charged. Lower priced optional casters will not be credited.
- Recommended Global textiles include Crescent, Cumulus, Imprint, Presidio, Oxygen, Quantum, Renewal, Replay, Station, Urban, and Leather/Mock Leather combination (Grade 7). Not available in Global Contract Leather (Grade 12)



**HB Heavy Duty Synchro-Tilter**  
COM Yardage: 2.50  
Freight Class: 250  
Product Weight (lbs.): 77  
Cubic Feet Per Carton: 23.25

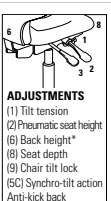


21" Extra Wide Seat  
\*Global fabrics limited, see notes.  
Ergonomic Features:  
A, B, C, D, E, L, M, N

	3	*4	5	*6	7	8	9	10	11	12	13	14
<b>2438-16</b>	-	2103	2150	2221	2320	2358	2445	2608	2690	2842	3054	3315
16" seat depth												
2438-18												
18" seat depth												
<b>OVERALL DIMENSIONS</b>			<b>SEAT DIMENSIONS</b>			<b>BACK DIMENSIONS</b>						
	<b>W</b>	<b>D</b>	<b>H</b>	<b>W</b>	<b>D</b>	<b>H</b>	<b>W</b>	<b>H</b>				
	26	26.5	48.5	21	18-20	18.5-22.5	21	27-30				
	<b>RTA 00</b>											



**MB Heavy Duty Synchro-Tilter**  
COM Yardage: 2.25  
Freight Class: 250  
Product Weight (lbs.): 72  
Cubic Feet Per Carton: 19.75



21" Extra Wide Seat  
\*Global fabrics limited, see notes.  
Ergonomic Features:  
A, B, C, D, E, L, M, N

	3	*4	5	*6	7	8	9	10	11	12	13	14
<b>2439-16</b>	-	2047	2090	2153	2242	2276	2354	2502	2576	2712	2903	3138
16" seat depth												
2439-18												
18" seat depth												
<b>OVERALL DIMENSIONS</b>			<b>SEAT DIMENSIONS</b>			<b>BACK DIMENSIONS</b>						
	<b>W</b>	<b>D</b>	<b>H</b>	<b>W</b>	<b>D</b>	<b>H</b>	<b>W</b>	<b>H</b>				
	26	26.5	40.5	21	18-20	18.5-22.5	21	19-22				
	<b>RTA 00</b>											