

MAX™



model 5380-4 (TUN)



model 5382 (BK)



Optional Base
Arched aluminum base available on models 5380-4 and 5381-4. Specify "B5". Add \$110.00.

STANDARD FEATURES

- Contoured cushions provide excellent lumbar back support.
- All models (except armchair style) are standard with a five-legged, arched metal base.
- Base and frame are standard with a Tungsten colored finish (TUN).
- Soft touch urethane sculpted arm pads are available in Black Only.
- C65 casters are standard.
- Model 5382 is standard with anti-tip glides.

OPTIONAL FEATURES

- Base and frame optional in Black finish (BK) is also available at No Charge. Please Specify.
- Please see page 309 for additional caster options. Optional casters may be priced higher than the standard casters for your chair and the difference will be charged. Lower priced optional casters will not be credited.
- For availability of chair series in Vinyl please contact a Global Sales Representative.

DESCRIPTION

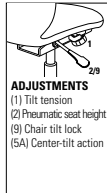
FEATURES

MODEL#

STANDARD FABRIC GRADES



HB Tilter
COM Yardage: 1.75
Freight Class: 250
Product Weight (lbs.): 38
Cubic Feet Per Carton: 11.75



Ergonomic Features:
A, B, C, M, N, S

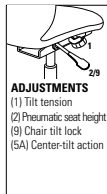
	3	4	5	6	7	8	9	10	11	12	13	14
5380-4	495	538	570	621	694	719	781	903	959	1071	1221	1410

OVERALL DIMENSIONS			SEAT DIMENSIONS			BACK DIMENSIONS	
W	D	H	W	D	H	W	H
25.5	25.5	41	21.5	18	17-21	21	22

RTA 1



MB Tilter
COM Yardage: 1.50
Freight Class: 250
Product Weight (lbs.): 36
Cubic Feet Per Carton: 11.50



Ergonomic Features:
A, B, C, M, N, S

	3	4	5	6	7	8	9	10	11	12	13	14
5381-4	467	501	531	575	635	657	711	816	864	959	1088	1250

OVERALL DIMENSIONS			SEAT DIMENSIONS			BACK DIMENSIONS	
W	D	H	W	D	H	W	H
25.5	24.5	37	21.5	18.5	17-21	21	18

RTA 1




Armchair - Cantilever base
COM Yardage: 1.50
Freight Class: 300
Product Weight (lbs.): 32
Cubic Feet Per Carton: 17.50

Ergonomic Features:
M, N

	3	4	5	6	7	8	9	10	11	12	13	14
5382	387	425	454	497	559	580	634	736	786	881	1010	1172

OVERALL DIMENSIONS			SEAT DIMENSIONS			BACK DIMENSIONS	
W	D	H	W	D	H	W	H
25.5	26	36.5	21	18	18	21	18.5

RTA 00



Armchair - 4 legged
COM Yardage: 1.50
Freight Class: 300
Product Weight (lbs.): 32
Cubic Feet Per Carton: 17.50

Ergonomic Features:
M, N

	3	4	5	6	7	8	9	10	11	12	13	14
5383	483	521	549	593	654	677	731	833	884	977	1106	1267

OVERALL DIMENSIONS			SEAT DIMENSIONS			BACK DIMENSIONS	
W	D	H	W	D	H	W	H
25.5	28.5	36.5	21	18	18	21	18.5

RTA 00