

M9



model 8635



model 8636


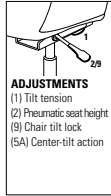

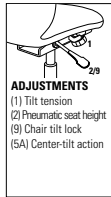

model 8637

STANDARD FEATURES

- M9 includes a high back with a comfortable headrest, a mid-back chair and side chair.
- M9 features a synchro mechanism with height adjustable lumbar back, pneumatic seat height adjustment, arm height adjustment, a built-in seat depth slider and an easy to adjust back tension control.
- Side activated sliding seat depth adjustment (MD), is standard on Synchro-Tilters providing 2" of seat depth adjustment.
- Height adjustable urethane "T" arms to suit user preference.
- Vari-Width (WA) Adjustable Arm Extensions are standard, allowing the arms to move away from the seat by 2" on each side to allow space for broader hip widths.
- M9 side chair is standard with polyurethane armcaps and standard with a black frame.
- Five legged, injection molded, fiberglass reinforced, nylon base is standard on titler models.

OPTIONAL FEATURES

- Optional polished Aluminum (ALU) or Tungsten (TUN) are available for both base and arms on titler models. Add \$150.00. Please specify.
- Optional in Chrome (CH) frame, Add \$90.00 or Tungsten (TUN) frame, Add \$42.00 is available on side chair.
- Chairs are fully upholstered and available in Fabric, Vinyl and Leather.

DESCRIPTION	FEATURES	MODEL#	STANDARD FABRIC GRADES													
 <b>HB Synchro - Tilter</b> COM Yardage: 1.25 Freight Class: 250 Product Weight (lbs.):43 Cubic Feet Per Carton: 15	 <b>ADJUSTMENTS</b> (1) Tilt tension (2) Pneumatic seat height (9) Chair tilt lock (5A) Center-tilt action		3	4	5	6	7	8	9	10	11	12	13	14		
		8635	1075	1099	1117	1144	1182	1195	1229	1292	1323	1382	1462	1562		
		OVERALL DIMENSIONS			SEAT DIMENSIONS			BACK DIMENSIONS								
		W	D	H	W	D	H	W	H							
		28	28	46	19.5	19	16.5-21.5	18	24.5-27.5							
		RTA 00														
 <b>Medium Back Synchro - Tilter</b> COM Yardage: 1 Freight Class: 250 Product Weight (lbs.): 42 Cubic Feet Per Carton: 15	 <b>ADJUSTMENTS</b> (1) Tilt tension (2) Pneumatic seat height (9) Chair tilt lock (5A) Center-tilt action		3	4	5	6	7	8	9	10	11	12	13	14		
		8636	970	993	1011	1038	1076	1089	1122	1186	1217	1276	1356	1456		
		OVERALL DIMENSIONS			SEAT DIMENSIONS			BACK DIMENSIONS								
		W	D	H	W	D	H	W	H							
		28	28	38.5	19.5	19	16.5-21.5	18	24.5-27.5							
		RTA 00														
 <b>Armchair</b> COM Yardage: 1 Freight Class: 300 Product Weight (lbs.): 27 Cubic Feet Per Carton: 19			3	4	5	6	7	8	9	10	11	12	13	14		
		8637	575	598	616	643	681	694	728	791	822	881	961	1061		
		OVERALL DIMENSIONS			SEAT DIMENSIONS			BACK DIMENSIONS								
		W	D	H	W	D	H	W	H							
		22.5	27.5	38	19.5	19	18.5	18	20.5							
		RTA 00														
		Ergonomic Features:														
		A, B, C, D, H, L, M, N, Q														