

KARIZMA™



model 2761-4



model 2760LM-2



Standard Base
Arched aluminum spider base on all models add a distinctive look to the Karizma series.

STANDARD FEATURES

- Karizma uses the "True Response Support System" which allows the seat and back to gently flex and respond to changes in your body's position.
- Cast aluminum with a mirror polish accent the arms, back support, base and frame.
- The seat and back cushions are attached via specially engineered elastomeric mounts.
- Soft touch self-skinned urethane armcaps are available in Black Only.
- Models are standard with an arched aluminum spider base.

OPTIONAL FEATURES

- There are no arm or caster options for the Karizma series.
- For availability of chair series in Vinyl, please contact a Global Sales Representative.



DESCRIPTION

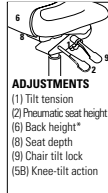
FEATURES

MODEL#

STANDARD FABRIC GRADES



Extended HB Knee - Tilter
COM Yardage: 2
Freight Class: 250
Product Weight (lbs.): 54
Cubic Feet Per Carton: 23.50



ADJUSTMENTS
(1) Tilt tension
(2) Pneumatic seat height
(6) Back height*
(8) Seat depth
(9) Chair tilt lock
(5B) Knee-tilt action

Ergonomic Features:
A, B, C, J, M, N

	3	4	5	6	7	8	9	10	11	12	13	14
2760-2	1267	1317	1356	1414	1496	1526	1597	1734	1800	1925	2100	2314

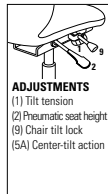
2760-2LM - - - - 1379 - - 1618 1693 1810 1991 2205
Leather/Mock Leather

OVERALL DIMENSIONS			SEAT DIMENSIONS			BACK DIMENSIONS	
W	D	H	W	D	H	W	H
25	27	47.5	20	18.5	17.5-21.5	17.5	28.5

RTA 00



Extended HB Tilter
COM Yardage: 2
Freight Class: 250
Product Weight (lbs.): 48
Cubic Feet Per Carton: 23.50



ADJUSTMENTS
(1) Tilt tension
(2) Pneumatic seat height
(9) Chair tilt lock
(5A) Center-tilt action

Ergonomic Features:
A, B, C, M, N, S

	3	4	5	6	7	8	9	10	11	12	13	14
2760-4	1119	1168	1205	1263	1345	1376	1446	1584	1651	1777	1948	2163

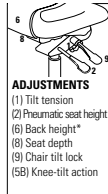
2760-4LM - - - - 1228 - - 1468 1542 1659 1840 2056
Leather/Mock Leather

OVERALL DIMENSIONS			SEAT DIMENSIONS			BACK DIMENSIONS	
W	D	H	W	D	H	W	H
25	27	47	20	18.5	17-21	17.5	28.5

RTA 00



HB Knee - Tilter
COM Yardage: 1.75
Freight Class: 250
Product Weight (lbs.): 47
Cubic Feet Per Carton: 20.50



ADJUSTMENTS
(1) Tilt tension
(2) Pneumatic seat height
(6) Back height*
(8) Seat depth
(9) Chair tilt lock
(5B) Knee-tilt action

Ergonomic Features:
A, B, C, J, M, N

	3	4	5	6	7	8	9	10	11	12	13	14
2761-2	1248	1289	1325	1374	1446	1471	1535	1655	1711	1825	1973	2162

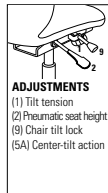
2761-2LM - - - - 1350 - - 1557 1622 1726 1884 2073
Leather/Mock Leather

OVERALL DIMENSIONS			SEAT DIMENSIONS			BACK DIMENSIONS	
W	D	H	W	D	H	W	H
25	27	43.5	20	18.5	17-21	17.5	24.5

RTA 00



HB Tilter
COM Yardage: 1.75
Freight Class: 250
Product Weight (lbs.): 41
Cubic Feet Per Carton: 20.50



ADJUSTMENTS
(1) Tilt tension
(2) Pneumatic seat height
(9) Chair tilt lock
(5A) Center-tilt action

Ergonomic Features:
A, B, C, M, N, S

	3	4	5	6	7	8	9	10	11	12	13	14
2761-4	1097	1140	1173	1224	1297	1321	1386	1504	1562	1674	1825	2013

2761-4LM - - - - 1199 - - 1409 1473 1576 1736 1923
Leather/Mock Leather

OVERALL DIMENSIONS			SEAT DIMENSIONS			BACK DIMENSIONS	
W	D	H	W	D	H	W	H
25	27	43	20	18.5	17-21	17.5	24.5

RTA 00