
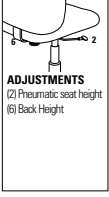

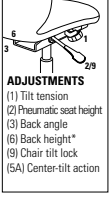


DESCRIPTION	FEATURES	MODEL#	STANDARD FABRIC GRADES													
			3	4	5	6	7	8	9	10	11	12	13	14		
 <p>Drafting Task Chair Armless COM Yardage: 1.50 Freight Class: 150 Product Weight (lbs.): 36 Cubic Feet Per Carton: 6.75</p>	 <p>ADJUSTMENTS (2) Pneumatic seat height (6) Back Height</p>	2236-6	384	421	450	494	553	576	630	733	781	876	1006	1169		
			OVERALL DIMENSIONS			SEAT DIMENSIONS			BACK DIMENSIONS							
W	D	H	W	D	H	W	H									
20.5	24.5	48	20	17	23.5-33.5	18.5	20.5-22									
		Ergonomic Features: C, D, H, N		RTA 2		ups										

DESCRIPTION	FEATURES
<p>GRAHAM™</p>  <p>model 3144 (3N)</p>	 <p>Vari-Width Adapter Plate (WA) Available when chair is ordered with adjustable height arms.</p>

STANDARD FEATURES	OPTIONAL FEATURES

DESCRIPTION	FEATURES	MODEL#	STANDARD FABRIC GRADES													
			3	4	5	6	7	8	9	10	11	12	13	14		
 <p>LB Ergo - Tilter COM Yardage: 1.50 Freight Class: 150 Product Weight (lbs.): 50 Cubic Feet Per Carton: 9.25</p>	 <p>ADJUSTMENTS (1) Tilt tension (2) Pneumatic seat height (3) Back angle (6) Back height* (9) Chair tilt lock (5A) Center-tilt action</p>	3144	513	548	577	621	681	705	758	862	911	1004	1134	1297		
			OVERALL DIMENSIONS			SEAT DIMENSIONS			BACK DIMENSIONS							
W	D	H	W	D	H	W	H									
25	26	37.5	20	19.5	17-21	19.5	17.5-20									
		Ergonomic Features: A, B, C, D, G, H, M, N, S		RTA 2		ups										