
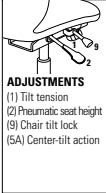

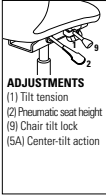

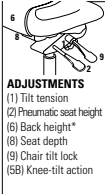



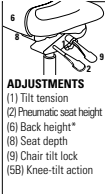
DESCRIPTION	FEATURES	MODEL#	STANDARD FABRIC GRADES													
			3	4	5	6	7	8	9	10	11	12	13	14		
 <p>MB Tilter w/ Wood base and arms COM Yardage: 1.75 Freight Class: 250 Product Weight (lbs.): 40 Cubic Feet Per Carton: 11.50</p>	 <p>ADJUSTMENTS (1) Tilt tension (2) Pneumatic seat height (9) Chair tilt lock (5A) Center-tilt action</p>	4947-4	708	752	786	836	909	934	997	1117	1173	1285	1436	1624		
		OVERALL DIMENSIONS			SEAT DIMENSIONS			BACK DIMENSIONS								
		W	D	H	W	D	H	W	H							
25	26.5	39	21	19.5	17-22	21	19									
		Ergonomic Features: A, B, C, H, M, N, Q, S		RTA 1		ups										

FLEXAR™		FEATURES
 <p>model 4560</p>	 <p>model 4565</p>	

STANDARD FEATURES	
<ul style="list-style-type: none"> Sophistication and styling meet exceptional comfort in this new management seating series. Features a newly designed articulating loop arm with pivoting capabilities (pivots in three spots as chair tilts, providing additional comfort to the user by allowing the feet to stay flat on the floor as the chair tilts relieving the buildup of pressure behind the knees. Arm caps are made from durable self skinned urethane (SSU). Base and frame are standard in a Tungsten colored finish (TUN). C10 casters are standard. 	<ul style="list-style-type: none"> Standard with a five-legged arched metal base in a Tungsten finish. <p>OPTIONAL FEATURES</p> <ul style="list-style-type: none"> There are No frame finish options for this series. There are No arm options for the Flexar series. For hard surface flooring please specify C10R. Please see page 309 for additional caster options. Optional casters may be priced higher than the standard casters for your chair and the difference will be charged. Not available in fabric.

DESCRIPTION	FEATURES	MODEL#	STANDARD FABRIC GRADES													
			3	4	5	6	7	8	9	10	11	12	13	14		
 <p>HB Synchro Knee - Tilter COM Yardage: 2.25 Freight Class: 250 Product Weight (lbs.): 50 Cubic Feet Per Carton: 13.75</p>	 <p>ADJUSTMENTS (1) Tilt tension (2) Pneumatic seat height (9) Chair tilt lock (5A) Center-tilt action</p>	3612-2	-	955	1000	1065	1159	1195	1277	-	-	-	-	-		
		3612LM-2	-	-	-	-	1106	-	-	1379	1465	1600	1808	2055		
		OVERALL DIMENSIONS			SEAT DIMENSIONS			BACK DIMENSIONS								
W	D	H	W	D	H	W	H									
25	25	44	20	17.5	17-22.1	21	24.5									
		Ergonomic Features: A, B, C, J, L, M, N		RTA 2												

DESCRIPTION	FEATURES	MODEL#	STANDARD FABRIC GRADES													
			3	4	5	6	7	8	9	10	11	12	13	14		
 <p>MB Synchro Knee - Tilter COM Yardage: 2 Freight Class: 250 Product Weight (lbs.): 47 Cubic Feet Per Carton: 13.75</p>	 <p>ADJUSTMENTS (1) Tilt tension (2) Pneumatic seat height (6) Back height* (8) Seat depth (9) Chair tilt lock (5B) Knee-tilt action</p>	3613-2	-	925	964	1024	1106	1139	1212	-	-	-	-	-		
		3613LM-2	-	-	-	-	1076	-	-	1320	1395	1515	1700	1919		
		OVERALL DIMENSIONS			SEAT DIMENSIONS			BACK DIMENSIONS								
W	D	H	W	D	H	W	H									
25	25	38	20	17.5	17-21	21	18.5									
		Ergonomic Features: A, B, C, J, L, M, N		RTA 2												

DESCRIPTION	FEATURES	MODEL#	STANDARD FABRIC GRADES													
			3	4	5	6	7	8	9	10	11	12	13	14		
 <p>MB Synchro Knee - Tilter COM Yardage: 2 Freight Class: 250 Product Weight (lbs.): 47 Cubic Feet Per Carton: 13.75</p>	 <p>ADJUSTMENTS (1) Tilt tension (2) Pneumatic seat height (6) Back height* (8) Seat depth (9) Chair tilt lock (5B) Knee-tilt action</p>	3613-2	-	925	964	1024	1106	1139	1212	-	-	-	-	-		
		3613LM-2	-	-	-	-	1076	-	-	1320	1395	1515	1700	1919		
		OVERALL DIMENSIONS			SEAT DIMENSIONS			BACK DIMENSIONS								
W	D	H	W	D	H	W	H									
25	25	38	20	17.5	17-21	21	18.5									
		Ergonomic Features: A, B, C, J, L, M, N		RTA 2												