
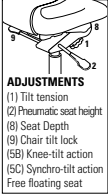



DESCRIPTION	FEATURES	MODEL#	STANDARD FABRIC GRADES												
			3	4	5	6	7	8	9	10	11	12	13	14	
 <p>Upholstered HB Synchro Knee-Tilter COM Yardage: 1.25 Freight Class: 150 Product Weight (lbs.): 59 Cubic Feet Per Carton: 10.50</p>	 <p>ADJUSTMENTS (1) Tilt tension (2) Pneumatic seat height (8) Seat Depth (9) Chair tilt lock (5B) Knee-tilt action (5C) Synchro-tilt action Free floating seat</p>	6673-2	1145	1190	1226	1280	1356	1383	1450	1577	1638	1756	1916	2116	
		6673L-2	-	-	-	-	-	-	-	-	1398	1480	1584	1759	1959
		Leather/Mock Leather													
			OVERALL DIMENSIONS			SEAT DIMENSIONS			BACK DIMENSIONS						
			W	D	H	W	D	H	W		H				
			25.5	25	41.5	19	16.5-20.5	16-18	17.5		21				
			RTA 4												

ARTURO™



model 3991


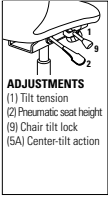
model 3992


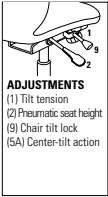
STANDARD FEATURES


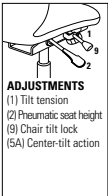
- Stitched seat and back design, padded headrest (model 3991) and upholstered open arms.
- All models (except armchair) are standard with a five-legged, injection molded "spider" base.
- Base and frame are available in Black (BK) Only.
- C65 casters are standard.
- Standard in Leather/Mock Leather combination (Grade 7). Not available in Fabric.

OPTIONAL FEATURES

- Please see page 309 for additional caster options. Optional casters may be priced higher than the standard casters for your chair and the difference will be charged. Lower priced optional casters will not be credited.
- Optional ballistic nylon outer back fabric available. Resistant to impact damage, only in Black (BKB). Add \$13.00.

DESCRIPTION	FEATURES	MODEL#	STANDARD FABRIC GRADES												
			3	4	5	6	7	8	9	10	11	12	13	14	
 <p>Extended HB Tilter COM Yardage: 4 Freight Class: 250 Product Weight (lbs.): 54 Cubic Feet Per Carton: 14</p>	 <p>ADJUSTMENTS (1) Tilt tension (2) Pneumatic seat height (9) Chair tilt lock (5A) Center-tilt action</p>	3991	-	-	-	-	1036	-	-	1512	1658	1897	2257	2688	
					OVERALL DIMENSIONS			SEAT DIMENSIONS			BACK DIMENSIONS				
					W	D	H	W	D	H	W		H		
			26	30.5	50	21	20	16.5-20.5	21.5		30.5				
			RTA 1												

DESCRIPTION	FEATURES	MODEL#	STANDARD FABRIC GRADES												
			3	4	5	6	7	8	9	10	11	12	13	14	
 <p>HB Tilter COM Yardage: 3.50 Freight Class: 250 Product Weight (lbs.): 52 Cubic Feet Per Carton: 13.25</p>	 <p>ADJUSTMENTS (1) Tilt tension (2) Pneumatic seat height (9) Chair tilt lock (5A) Center-tilt action</p>	3992	-	-	-	-	958	-	-	1374	1503	1711	2027	2405	
					OVERALL DIMENSIONS			SEAT DIMENSIONS			BACK DIMENSIONS				
					W	D	H	W	D	H	W		H		
			26	30	43	20.5	19.5	16.5-20.5	20.5		25				
			RTA 1												

DESCRIPTION	FEATURES	MODEL#	STANDARD FABRIC GRADES												
			3	4	5	6	7	8	9	10	11	12	13	14	
 <p>LB Tilter COM Yardage: 3.50 Freight Class: 250 Product Weight (lbs.): 44 Cubic Feet Per Carton: 11.50</p>	 <p>ADJUSTMENTS (1) Tilt tension (2) Pneumatic seat height (9) Chair tilt lock (5A) Center-tilt action</p>	3993	-	-	-	-	921	-	-	1339	1469	1678	1992	2368	
					OVERALL DIMENSIONS			SEAT DIMENSIONS			BACK DIMENSIONS				
					W	D	H	W	D	H	W		H		
			26	29.5	37	20.5	19.5	16.5-20.5	20.5		18				
			RTA 1												

DESCRIPTION	FEATURES	MODEL#	STANDARD FABRIC GRADES													
			3	4	5	6	7	8	9	10	11	12	13	14		



Armchair
COM Yardage: 3.50
Freight Class: 250
Product Weight (lbs.): 40
Cubic Feet Per Carton: 11.75

Ergonomic Features:
M, N

3994	-	-	-	-	884	-	-	1299	1429	1636	1950	2329
-------------	---	---	---	---	-----	---	---	------	------	------	------	------

OVERALL DIMENSIONS			SEAT DIMENSIONS			BACK DIMENSIONS	
W	D	H	W	D	H	W	H
26	29.5	35	20.5	19.5	18	20.5	18

RTA 2

ASPEN™



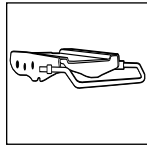
model 2850-3



model 2851-3



Lumbar Support
Back height can be adjusted to enable a user to reposition the contact zone of lumbar support.



Multi-Depth Mechanism
Standard on Multi - Tilter. Allows seat to move forward and backward over a 2" range with 5 locking positions to provide a more shallow or deeper seat.



model 2852-3

STANDARD FEATURES

- Aspen features a slender design and sensitive profile with a superior level of comfort.
- Extended back models are standard with a height adjustable headrest.
- Ratchet back height adjustment.
- All models are standard with height and width adjustable arms (AS) that feature a sliding armcap providing extra support for all users.
- Models feature braille on the underside of all paddles.
- Model 2852-6SC features a self centering cylinder which swivels and automatically returns to the starting seat location. This model is standard with a flat 5 star base in Black (BK) with C7 glides.
- Base and arm detail is standard in Black (BK).
- All models are standard with seat depth adjustment.
- All models are shipped partially KD.
- C82 dual wheel carpet casters are standard.

- Multi-Depth Mechanism Standard on Multi-tilter models only. Allows seat to move forward and backward over a 2" range with 5 locking positions to provide a more shallow or deeper seat.

OPTIONAL FEATURES

- Optional polished aluminum base is available. Please specify (B5). Add \$139.00. Coordinating chrome finished arms are available at no upcharge. Please specify (AC).
- See pages 306-308 additional arm options.
- For hard surface flooring casters, specify C9R. Add \$63.00
- Available in fabrics, vinyls, and leathers with the EXCEPTION of Match, Time, Pebbles, and Station. Also available in two tone upholstery as shown.



	3	4	5	6	7	8	9	10	11	12	13	14
2850-3	1029	1088	1135	1205	1304	1340	1427	1593	1673	1827	2036	2297

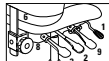
2850LM-3
Leather/Mock Leather

	OVERALL DIMENSIONS			SEAT DIMENSIONS			BACK DIMENSIONS	
	W	D	H	W	D	H	W	H
	25	24	45	19.5	19.5-21	16.5-20.5	18.5	26.5-29

RTA 2



Extended Back Multi - Tilter
COM Yardage: 2.50
Freight Class: 150
Product Weight (lbs.): 66
Cubic Feet Per Carton: 14.75



ADJUSTMENTS
(1) Tilt tension
(2) Pneumatic seat height
(3) Back angle
(6) Back height*
(8) Seat depth
(9) Chair tilt lock
(5A) Center-tilt action

Ergonomic Features:
A, B, C, D, E, F, G, H, M, N, Q, S, V

	3	4	5	6	7	8	9	10	11	12	13	14
2851-3	918	971	1013	1076	1166	1198	1276	1426	1497	1636	1824	2059

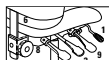
2851LM-3
Leather/ Mock Leather

	OVERALL DIMENSIONS			SEAT DIMENSIONS			BACK DIMENSIONS	
	W	D	H	W	D	H	W	H
	25	24	41	19.5	18-19.5	16.5-20.5	19.5	22.5

RTA 2



HB Multi - Tilter
COM Yardage: 2.25
Freight Class: 150
Product Weight (lbs.): 64
Cubic Feet Per Carton: 14.75



ADJUSTMENTS
(1) Tilt tension
(2) Pneumatic seat height
(3) Back angle
(6) Back height*
(8) Seat depth
(9) Chair tilt lock
(5A) Center-tilt action

Ergonomic Features:
A, B, C, D, E, F, G, H, M, N, Q, S, V