
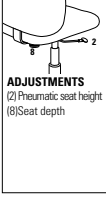




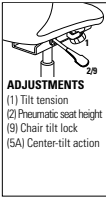






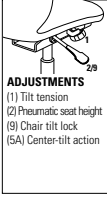
DESCRIPTION	FEATURES	MODEL#	STANDARD FABRIC GRADES											
			3	4	5	6	7	8	9	10	11	12	13	14
 <p>MB Task Upholstered Back Armless COM Yardage: 2 Freight Class: 150 Product Weight (lbs.): 32 Cubic Feet Per Carton: 7.50</p>	 <p>ADJUSTMENTS (2) Pneumatic seat height (8) Seat depth</p>	1969-6	635	685	724	782	866	896	969	1109	1176	1306	1482	1700
		1969LM-6	-	-	-	-	815	-	-	1057	1130	1253	1436	1656
		Leather/Mock Leather												
OVERALL DIMENSIONS			SEAT DIMENSIONS			BACK DIMENSIONS								
W D H			W D H			W H								
19.5 24.5 41			19.5 18-19.5 17-22			18								
Ergonomic Features: C, D, E, M, N, V		RTA 2												

ARNO™ & ARNO DELUXE™		STANDARD FEATURES	
 <p>model 4003</p>	 <p>model 4009</p>	<ul style="list-style-type: none"> Perforated leather inserts in the seat and back surfaces. Standard Black (BK) molded flared loop arms and a five-legged injection molded base with C65 casters. Model 4003-SC features a self centering cylinder which swivels and automatically returns to the starting seat location. Standard with a flat 5 star base in Black (BK) with C7 glides. Arno Deluxe is standard with upholstered armcaps, a five-legged, injection molded "spider" base and C10 casters. 	<ul style="list-style-type: none"> Standard in Leather/Mock Leather combination (Grade 7). Not available in Fabric.
		OPTIONAL FEATURES <ul style="list-style-type: none"> Please see page 309 for additional caster options. Optional casters may be priced higher than the standard casters for your chair and the difference will be charged. Lower priced optional casters will not be credited. Optional ballistic nylon outer back fabric available. Resistant to impact damage, only in Black (BKB). Add \$13.00. 	

DESCRIPTION	FEATURES	MODEL#	STANDARD FABRIC GRADES													
			3	4	5	6	7	8	9	10	11	12	13	14		
 <p>HB Tilter COM Yardage: 2.50 Freight Class: 250 Product Weight (lbs.): 44 Cubic Feet Per Carton: 11.50</p>	 <p>ADJUSTMENTS (1) Tilt tension (2) Pneumatic seat height (8) Chair tilt lock (5A) Center-tilt action</p>	4003	-	-	-	-	362	-	-	661	753	903	1127	1396		
		OVERALL DIMENSIONS			SEAT DIMENSIONS			BACK DIMENSIONS								
		W D H			W D H			W H								
25 29 42			20.5 19 16-20			21 24										
Ergonomic Features: A, B, C, N, S		RTA 1														

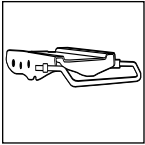


DESCRIPTION	MODEL#	STANDARD FABRIC GRADES												
		3	4	5	6	7	8	9	10	11	12	13	14	
 <p>MB Conference Chair COM Yardage: 2.50 Freight Class: 250 Product Weight (lbs.): 39 Cubic Feet Per Carton: 11.50</p>	4003-SC	-	-	-	-	411	-	-	715	809	961	1191	1465	
	OVERALL DIMENSIONS		SEAT DIMENSIONS			BACK DIMENSIONS								
	W D H		W D H			W H								
25 29 44		20.5 18 18.5			21 24									
		RTA 1												

DESCRIPTION	MODEL#	STANDARD FABRIC GRADES												
		3	4	5	6	7	8	9	10	11	12	13	14	
 <p>Armchair w/ Sled Base COM Yardage: 2.50 Freight Class: 250 Product Weight (lbs.): 33 Cubic Feet Per Carton: 13</p>	4004	-	-	-	-	362	-	-	661	753	903	1127	1396	
	OVERALL DIMENSIONS		SEAT DIMENSIONS			BACK DIMENSIONS								
	W D H		W D H			W H								
24.5 26.5 36		20 19 18			20.5 19									
Ergonomic Features: N		RTA 1												

DESCRIPTION	FEATURES	MODEL#	STANDARD FABRIC GRADES													
			3	4	5	6	7	8	9	10	11	12	13	14		
 <p>HB Tilter - Arno Deluxe COM Yardage: 2.50 Freight Class: 250 Product Weight (lbs.): 44 Cubic Feet Per Carton: 11.75</p>	 <p>ADJUSTMENTS (1) Tilt tension (2) Pneumatic seat height (9) Chair tilt lock (5A) Center-tilt action</p>	4009	-	-	-	-	451	-	-	750	842	990	1215	1485		
		OVERALL DIMENSIONS W D H			SEAT DIMENSIONS W D H			BACK DIMENSIONS W H								
			25.5	29.5	43	20.5	19.5	17-21	20.5	24						

Ergonomic Features:
A, B, C, N, S

RTA 1 


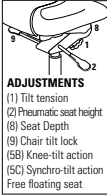
ARTI		 <p>Multi-Depth Mechanism Standard on all models. Allows seat to move forward and backward over a 2" range with 5 locking positions to provide a more shallow or deeper seat.</p>
 model 6670-2	 model 6670-2	
 model 6671-2 (ALU)	 model 6671-2 (ALU)	

STANDARD FEATURES

- Arti is a high-tech chair specifically designed to provide enhanced back support and allow the spine to move and flex in a healthy way.
- The chair back articulates like a human spine, allowing the chair back to reshape itself and mimic the user profile automatically responding to the user's body movement.
- Arti comes from the collaboration of world renowned designers Zoey Chu and Endison Lu.
- Standard with Global's high quality Soft Descent™ Pneumatic lift which slowly and gently lowers the seat height of the chair making it easy to obtain exactly the right seat height you desire.
- Side activated sliding seat depth adjustment (MD), is standard. Provides 2" of seat depth adjustment.
- Height and width (WA) adjustable arms. Armcaps are soft to the touch Self Skinned Urethane.
- Armcaps are depth adjustable (slide forward and backward) to suit user preference and slide over top of the seat to narrow the space between arms (movements can be locked to avoid unintentional movement).


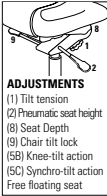
OPTIONAL FEATURES

- Armcaps also articulate inwards and outwards 30° to aim toward the keyboard or mouse arena.
- Black injection molded, fiberglass reinforced, nylon governor base B7B is standard.
- C1 dual-wheel carpet casters are standard.
- Mesh backs are available in 10 brilliant Vue colors. Please Specify Sandy Beach (VU10), Desert Sand (VU11), Orange Sunset (VU12), Chocolate Fountain (VU13), Artic Blue (VU14), Quarry Grey (VU15), Tidal Wave (VU16), Ivy Moss (VU17), Red Rose (VU18), and Coal Black (VU19).
- Available in fabrics, vinyls, and leathers with the EXCEPTION of leather/mock leather, Imprint, Renewal, and Station.
- Optional polished aluminum base B7A is available. Please specify (ALU). Add \$110.00
- For hard surface flooring casters, please specify C9R. Add \$47.00.

DESCRIPTION	FEATURES	MODEL#	STANDARD FABRIC GRADES													
			3	4	5	6	7	8	9	10	11	12	13	14		
 <p>Polypropylene HB Synchro Knee-Tilter COM Yardage: 1 Freight Class: 150 Product Weight (lbs.): 59 Cubic Feet Per Carton: 10.50</p>	 <p>ADJUSTMENTS (1) Tilt tension (2) Pneumatic seat height (8) Seat Depth (9) Chair tilt lock (5B) Knee-tilt action (5C) Synchro-tilt action Free floating seat</p>	6670-2	1095	1123	1146	1179	1227	1244	1286	1365	1403	1477	1577	1702		
		6670L-2	-	-	-	-	-	-	-	-	1299	1351	1415	1524	1649	
			OVERALL DIMENSIONS W D H			SEAT DIMENSIONS W D H			BACK DIMENSIONS W H							
			25.5	25	41.5	19	16.5-20.5	16-18	17.5	21						

Ergonomic Features:
A, B, C, D, E, H, J, L, M, N, Q, R

RTA 4 

DESCRIPTION	FEATURES	MODEL#	STANDARD FABRIC GRADES													
			3	4	5	6	7	8	9	10	11	12	13	14		
 <p>Mesh HB Synchro Knee-Tilter COM Yardage: 1 Freight Class: 150 Product Weight (lbs.): 59 Cubic Feet Per Carton: 10.50</p>	 <p>ADJUSTMENTS (1) Tilt tension (2) Pneumatic seat height (8) Seat Depth (9) Chair tilt lock (5B) Knee-tilt action (5C) Synchro-tilt action Free floating seat</p>	6671-2	1195	1224	1247	1280	1328	1345	1387	1466	1504	1578	1678	1803		
		6671L-2	-	-	-	-	-	-	-	1398	1450	1514	1623	1748		
			OVERALL DIMENSIONS W D H			SEAT DIMENSIONS W D H			BACK DIMENSIONS W H							
			25.5	25	41.5	19	16.5-20.5	16-18	17.5	21						

Ergonomic Features:
A, B, C, D, E, H, J, L, M, N, Q, R

RTA 4 