




The design of Princeton reflects the personality of today's young, dynamic workforce. The freestanding, modular components build out from you and where you work. With over 1000 available components, Princeton offers a flexible footprint that's simple to reconfigure. A variety of storage options allows you to do more with less space.

Princeton delivers contemporary design to the workplace; whether it be in Commercial and Corporate offices, Government offices, Small Businesses, Banking, Legal, Accounting, Hospitality or the professional home office. Every element, from the mix of materials and finishes to open storage pieces, floating modesties and overlapping surfaces, has been designed to provide visual appeal and intelligent function. Princeton is a freestanding and fully modular collection offering maximum flexibility; ease of installation and facilitates simple reconfigurations. The overlapping worksurface design also allows the footprint to adapt to smaller spaces by just a few inches.



Features and Benefits

- 1" thick worksurfaces in thermally fused or high pressure laminate
- Worksurfaces feature Global's preferred edging in matching color
- Optional tempered glass shelves with acid-etched finish on one side
- Counterweights standard on all mobile pedestals, lateral files and credenzas
- Handles & pulls in satin anodized finish standard on all credenza, pedestal drawers and cabinet doors
- Monoposts and hutch supports standard in tungsten finish
- Benches double as lateral filing
- Pull-out equipment shelves on select credenzas
- Energy efficient LED lighting for overhead storage cabinets
- Grommets and power blocks to accommodate power/data needs
- Choose glass or fabric equipment screens



Bench doubles as lateral filing



Pull out equipment shelf
(printer not included)



Bookshelf with accessory hook

GENERAL INFORMATION

- Over 1000 components are available
- No cubicles or panels needed for configurations
- Product can be added and reconfigured as needed
- Princeton desk and storage products have been tested and comply with all BIFMA mechanical tests.
- Global laminate and seating products are in compliance with stringent emission guidelines set out by the Greenguard Environmental Institute under the standards for low emitting products and materials. www.greenguard.org
- **Level 3 Certified**

WORKSURFACES

- 1" thick high performance thermally fused laminate tops sealed with Global's preferred edging in matching color
- High Pressure Tops are available in all Princeton laminate finishes at an extended lead time. Please see model # for pricing and availability
- Products specified with the high pressure laminate option are finished on the underside of the surface with a kraft paper backing.
- Worksurfaces with metal legs which have a span of 54" and over are standard with metal support channel.
24"D and 30"D - 1 - 2"H support channel
36"D - 2 - 2"H support channels

CONSTRUCTION

- Laminate end panel and metal leg products are **not intended** to be combined for the most visually compatible design. They are, however, interchangeable if required.
- All components, with the exception of worksurfaces, have 1mm thick matching edges
- Leveling glides are standard on all floor units.
- End panels are 1.5" thick on laminate end panel desks and credenzas. Cabinet end panels are 11/16" thick.
- 1" x 2" metal frame legs finished in Tungsten (**TUN**), Black (**BLK**) or Designer White (**DWT**) for desks and returns (closed 'O' style leg)
- 1" x 2.5" metal frame legs finished in Tungsten (**TUN**), Black (**BLK**) or Designer White (**DWT**) for freestanding tables (open 'U' style leg)
- Constructed of 45 lb. density particleboard with high performance thermally fused laminate.
- Mobile pedestals and mobile lateral files come standard with front locking casters
- Counterweights are standard on all pedestals, lateral files, credenzas and cabinets
- Stool and rolling table come standard with non-locking casters
- Laminate shelves are 11/16" thick and edged on all 4 sides. Tempered glass is 6mm thick with satin-etched finish on one side.
- Credenzas come standard with file bars for side-to-side and front-to-back letter and legal filing capability. File bars are not shipped with cabinets and pedestals.
- Handles and pulls in satin anodized finish are standard on all credenza, pedestal drawers and cabinet doors.
- Pull-out equipment shelves are available on select credenzas.
- Grommets and power blocks are available to accommodate power/data needs.

EDGE DETAILS

- All worksurfaces have Global's preferred matching edge detail on all sides
- All other components have 1mm thick edge detail on all sides
- Edging cannot be specified separately. No substitutions.

LAMINATE MODESTY PANELS

- Standard on all desks with laminate end panels, returns with laminate end panels and bridges for laminate end panel desks.
- Flush on Freestanding Returns with laminate end panels
- Recessed 4"D on 24"D desks with laminate end panels, 5"D on 30"D desks with laminate end panels and 6"D on 36"D desks with laminate end panels.

- Recessed 4"D on 24"D, 5"D on 30"D, and 6"D on 36"D flush and overlapping returns with laminate end panels.
- Recessed 4" on 24"D and 5"D on 30"D flush and overlapping bridges with laminate end panels.
- Desks and returns feature modesty panel that is flush with end panel
- Bottom of laminate modesty panel is 17 3/4" from floor.

GLASS DESKTOP PANELS

- Glass desktop panel is sold separately. See selection on page 124.
- Available for installation onto desks, returns, bridges and conference tops
- Made of 6mm tempered glass with satin-etched finish on one side
- On-site installation is required. Installation instructions will be provided.

FABRIC AND DESKTOP PANELS

- Fabric desktop and fabric modesty panels are sold separately. See selection on page 124.
- Available in:
Grade 1: Drama, Jenny, Lola, Quilt
Grade 2: Blink, Brinx, Mariposa, Quadrille, Quantum, Replay, Silhouette
Grade 3: Abstract, Accent, Cocktail, Identity, Stitch
Grade 5: Momentum: **Meander, Tracery and Universe (extended lead time)**
- On-site installation is required for fabric desktop and fabric modesty panels. Installation instructions will be provided.
- Non-tackable
- Bottom of fabric modesty panel is 15.5" from floor

STORAGE

- Mobile storage greater than 25.5"H may only be used with 29"H Princeton products with laminate end panels or gables. Princeton products with METAL LEGS will not accommodate anything higher than 25.5".
- Roll-out shelf on credenza holds up to 80 lbs
- Laminate shelves are standard on storage cabinets. Tempered glass is available at an upcharge (varies by item; see product for details). Specify **TG**.
- All cabinets with side open shelf area that aligns with 29"H or 27"H credenzas - fixed shelf is 1" thick
- Recycling/waste drawer accommodates 1 recycling basket and 1 waste basket

CREDENZAS

- Available in 29", 27" and 23" heights
- 29"H connect to flush returns, flush conference tops and flush bridges
- 27"H connect to overlapping returns, overlapping conference tops and overlapping bridges
- Fixed drawer widths - see individual models for details
- Upper adjustable shelf must be removed when products with laminate modesty panels are installed (i.e. PN2448RFR flush return with laminate end panel or PN2436BF flush bridge for laminate end panel desk)
- Connection of flush or overlapping surfaces to credenzas is only possible over full height opening

- All credenza tops are 1" thick
- Grommet location is 2.5" from the back edge to the cut out edge

LOCKS

- Standard on all credenzas, storage cabinets, lateral files, pedestals & benches
- Lock on all credenzas, cabinets and pedestals is always on the bottom drawer
- All components within a workstation or private office can be keyed alike. For up to 20 key numbers, the lead times are standard. For projects larger than 20 offices, additional lock numbers are available. Delivery will be extended an additional week at no upcharge
- To order specified keying, tag each component of each workstation or office with a lock number between 401 and 420.
- Components may be ordered without locks at no additional charge. Specify **NL**
- Storage cabinets and pedestal with box/box/file drawer - only five drawer and lower box drawer are locking. Credenza file drawer lock secures both drawers.

HUTCHES & OVERHEAD STORAGE

- Available in 60", 66", 72", 78" and 84" widths
- Hutches with full back feature one small hole in each corner for wire pass through
- 15.75" height clearance between worksurface and underside of hutch
- Overhead Storage Cabinets have full width lower storage with center divider
- Hutches feature 1" x 2" steel support frame in Tungsten (**TUN**), Black (**BLK**) or Designer White (**DWT**)
- Laminate and tempered glass sliding doors available
- Hutches cannot be placed on desks with laminate end panels
- Wall hung mounting rails are provided; wall fastener hardware is not included.
- Locks are not available
- Energy efficient LED lighting available (page 159)

TABLES

- 1" x 2.5" open metal frame leg finished in Tungsten (**TUN**), Black (**BLK**) or Designer White (**DWT**)
- Standard with 1" thick top and Global's preferred edging in matching color
- 120" and 144" wide table tops with center leg are shipped in two pieces
- Tables which have a span of 54" or wider are standard with 2"H metal support channel(s)
- Grommets and power block cutouts are available for most tables. Due to support channel location(s), contact Customer Care for details.
- Available standard with levelers or locking casters

KEYBOARDS

- Keyboard tray adaptor kits are required to accommodate worksurface support channels on the following: freestanding desks with metal legs, returns with metal legs, bridges for desks and returns with metal legs, and returns with bookshelf.

TACKBOARDS

- Tackboards available for hutches and overhead units.
- Available to fit 60", 66", 72" 78" and 84" widths
- Available in:
 - Grade 1:** Agate II
 - Grade 1:** Drama, Jenny, Lola, Pebbles, Quilt, Shard, Sprinkle, Station, Styx, Time, Urban
 - Grade 2:** Accent, Anchorage, Blink, Brinx, Couture, Crescent, Imprint, Mariposa, Match, Quadrille, Renewal, Replay, Silhouette
 - Grade 3:** Identity, Stitch
 - Grade 4:** Presidio
 - Grade 5:** Momentum: **Meander, Tracery and Universe (extended lead time)**
- Contact customer care for COM selection.

CUSHIONS

- Sold separately.
- Cushions available in all Global seating fabrics. Contact customer care for COM selection and procedure.

CONNECTION

- Metal flat plates and wood screws are provided for connection between two units.

SPECIAL SIZES

- Custom widths, depths and heights are available, but require a custom quote. Please contact Customer Care for more information.
- Custom orders must indicate the "custom quote number" and list price as provided by Customer Care.
- Changes to a custom quote are not permissible. Any revisions will necessitate a new quotation.

TASK LIGHTS

- Optional, energy efficient LED task lights (ultra slim design) are available for mounting under hutches and overheads
- Hutches and overhead storage cabinets are pre-drilled for easy installation
- Available in 12", 20" and 40" widths

WIRE MANAGEMENT

- 2"W x 2"H
- Plastic tray flexes to receive and hold electrical and data wires
- Quickly attaches with double-sided tape (included)

MONOPOST

- Standard support for conference tops; support for select desks and returns
- 4" square post with 10" square base

PLANTERS

- Plastic planter pots provided
- 8½" diameter x 8"H
- Available in Black (BK) or White (WT). Must specify at time of order.

SHIPPING

- Items are shipped R.T.A. (Ready To Assemble) unless otherwise noted
- Shipped in 1 carton unless otherwise noted
- Connecting hardware included

1. SPECIFY MODEL NUMBER

2. SPECIFY FINISH

Top Finishes:

ACJ	Absolute Acajou
ASN	Asian Night
AWC	Avant Cherry
AWH	Avant Honey
CMB	Clear Maple
DES	Dark Espresso
DWT	Designer White
HGT	Hayden Grey
SKC	Shaker Cherry
TMP	Tiger Maple
TWL	Tiger Walnut
WHE	Walnut Heights
WCR	Winter Cherry
WHC	White Chocolate*

* TFL is textured. HP tops are non-textured.

Base Finishes:

ACJ	Absolute Acajou
ASN	Asian Night
AWC	Avant Cherry
AWH	Avant Honey
CMB	Clear Maple
DES	Dark Espresso
DWT	Designer White
HGT	Hayden Grey
SKC	Shaker Cherry
TMP	Tiger Maple
TWL	Tiger Walnut
WHE	Walnut Heights
WCR	Winter Cherry
WHC	White Chocolate*

Door, Drawer and Cabinet Front Finishes

ACJ	Absolute Acajou
ASN	Asian Night
AWC	Avant Cherry
AWH	Avant Honey
CMB	Clear Maple
DES	Dark Espresso
DWT	Designer White
HGT	Hayden Grey
SKC	Shaker Cherry
TMP	Tiger Maple
TWL	Tiger Walnut
WHE	Walnut Heights
WCR	Winter Cherry
WHC	White Chocolate*

Monopost Finishes

4" square monopost is available in Tungsten (TUN), Black (BLK) or Designer White (DWT)

Metal Frame Desk Legs

1" x 2" metal frame legs are available in Tungsten (TUN), Black (BLK) or Designer White (DWT)

For detailed finish specification guidelines, please download the **Princeton Design Guide** at www.globalfurnituregroup.com

Planters

Planter pots are standard in white. Available in Black (BK) at no upcharge. MUST SPECIFY at time of order placement.

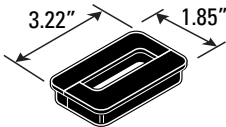
Metal Frame Table Legs

1" x 2.5" metal frame legs are available in Tungsten (TUN), Black (BLK) or Designer White (DWT)

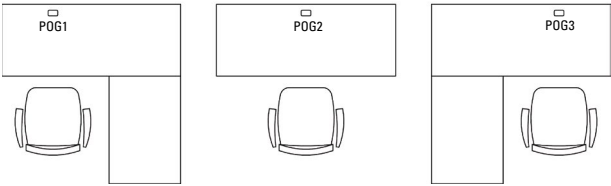
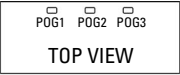
3. SPECIFY OPTIONS

GROMMETS

- One grommet in satin anodized finish is standard on many components, as specified
- Additional grommets may be available in other standard worksurface locations (left, center or right)
- Order as: **Left POG1, Center POG2 or Right POG3: ADD \$65**



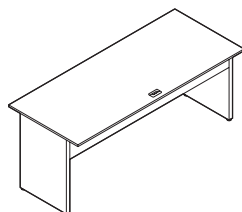
- Worksurface Grommet hole dimensions are 3.22" W x 1.85"D
- Standard grommet position is POG2 in desks, returns, bridges and conference tops
- Modesty panel pass through hole dimensions are 3.43"W x 2"H
- Grommets may be placed at non-standard locations. Order as **PCSG.....Add \$65**. A drawing must be supplied with vertical and horizontal dimensions to the center of the cut-out (as in drawing above)
- Components that come standard with grommet may be ordered without a grommet. Order as **RSG.....Add \$35**.
- Grommet only available at POG2 on the following 48"W worksurfaces:
 - Desk: PN2448DK, PN3048DK, PN3648DK
 - Return-Freestanding: PN244829R, PN244827R
 - Return-Flush: PN2448RFR, PN3048RFR, PN3648RFR, PN2448RFL, PN3048RFL, PN3648RFL



POWER BLOCK

- Power Block (model **PGDPS20**) with 1 power outlet and 1 data opening, 12 foot long power cord, for mounting under worksurfaces or inside of laminate end panels
- Power Block (model **PGDPS21**) with 2 power outlets and 1 data opening, 12 foot long power cord, for mounting under worksurfaces or inside of laminate end panels
- Power Bar (model **PGDPS41**) with 4 power outlets and 1 data opening, 12 foot long power card, for mounting behind credenza pull-out shelf or at back of credenza opening
- Rectangular shape. Finished in Tungsten (TUN)
- Power Block dimensions:
 - PGDPS20: 2.5"D x 3.5"W x 2.25"H
 - PGDPS21: 2.5"D x 6.75"W x 2.25"H
- Power Bar dimensions:
 - PGDPS41: 2.5"D x 10.25"W x 2.22"H

FREESTANDING DESKS - LAMINATE END PANELS

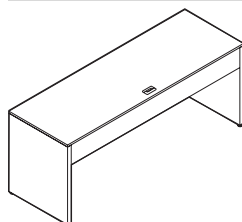


Freestanding Desk

MODEL#	DIMENSIONS D x W x H	FREIGHT CLASS	WT/LBS.	CUBIC FT.	LIST PRICE	HP ADD
PN2484DK	24 x 84 x 29	65	117	5	\$710	\$81
PN2478DK	24 x 78 x 29	70	111	5	\$689	\$80
PN2472DK	24 x 72 x 29	70	105	5	\$661	\$79
PN2466DK	24 x 66 x 29	65	101	4	\$653	\$79
PN2460DK	24 x 60 x 29	65	95	4	\$622	\$79
PN2454DK	24 x 54 x 29	60	95	3	\$622	\$80
PN2448DK	24 x 48 x 29	70	84	4	\$597	\$77
PN3084DK	30 x 84 x 29	70	133	6.50	\$721	\$83
PN3078DK	30 x 78 x 29	70	127	6	\$701	\$82
PN3072DK	30 x 72 x 29	70	120	5.50	\$679	\$82
PN3066DK	30 x 66 x 29	65	114	5	\$659	\$81
PN3060DK	30 x 60 x 29	70	109	5	\$634	\$79
PN3054DK	30 x 54 x 29	60	108	3.25	\$634	\$80
PN3048DK	30 x 48 x 29	65	98	4	\$605	\$79
PN3684DK	36 x 84 x 29	70	152	8	\$759	\$92
PN3678DK	36 x 78 x 29	70	145	7	\$737	\$89
PN3672DK	36 x 72 x 29	70	138	7	\$724	\$86
PN3666DK	36 x 66 x 29	70	130	6	\$692	\$82
PN3660DK	36 x 60 x 29	70	117	6	\$668	\$80
PN3654DK	36 x 54 x 29	60	120	4	\$668	\$81
PN3648DK	36 x 48 x 29	70	111.50	6.50	\$613	\$79

Standard with inset end panel on both ends and 10" h modesty panel with pass through grommet. Connects to flush return with laminate end panel, bridges for laminate end panel desks, flush return with bookshelf, flush conference tops. Can be placed over 27"H freestanding returns or 23"H/27"H credenzas. Grommet in worksurface. Shipped in 2 cartons.

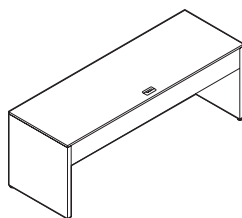
RETURNS - LAMINATE END PANELS



Freestanding Return- 29"H

PN248429R	24 x 84 x 29	65	131	5	\$693	\$91
PN247829R	24 x 78 x 29	65	127	5	\$673	\$87
PN247229R	24 x 72 x 29	65	123	5	\$655	\$83
PN246629R	24 x 66 x 29	65	118	4	\$623	\$81
PN246029R	24 x 60 x 29	65	112	4	\$618	\$79
PN245429R	24 x 54 x 29	60	95	3	\$618	\$80
PN244829R	24 x 48 x 29	65	103	4	\$613	\$78

Standard with flush laminate end panels. 10"h x 1.5" thick modesty panel without pass through grommet. Connects to flush return with laminate end panel, bridges for laminate end panel desks, flush return with bookshelf, flush conference tops. Can be placed over 27"H freestanding returns or 23"H/27"H credenzas. Grommet in worksurface.



Freestanding Return- 27"H

PN248427R	24 x 84 x 27	65	129	5	\$684	\$88
PN247827R	24 x 78 x 27	65	125	5	\$663	\$85
PN247227R	24 x 72 x 27	65	120	5	\$645	\$82
PN246627R	24 x 66 x 27	65	116	4	\$626	\$80
PN246027R	24 x 60 x 27	65	109	4	\$584	\$78
PN245427R	24 x 54 x 27	60	95	3	\$584	\$79
PN244827R	24 x 48 x 27	65	101	4	\$553	\$77

Standard with flush laminate end panels. 10"h x 1.5" thick modesty panel without pass through grommet. Supports overlapping return with laminate end panel, overlapping bridge for laminate end panel desks, overlapping return with bookshelf, overlapping conference top. Can be placed under desk. Grommet in worksurface.

Required Specifications

Top finish
Base finish

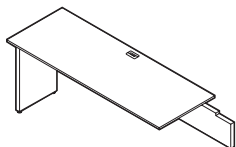
Optional Specifications

HP laminate
POG1, POG3 - additional grommet
PCSG - custom grommet
RSG - remove grommet

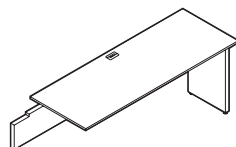
Accessories

Power block
Keyboard tray
Keyboard mechanism (not available on 27"H return)
Wire manager
Desktop screen

RETURNS - LAMINATE END PANELS



Flush Return - 29"H - LEFT



Flush Return - 29"H - RIGHT

MODEL#	DIMENSIONS D x W x H	FREIGHT CLASS	WT/LBS.	CUBIC FT.	LIST PRICE	HP ADD
PN2478RFL	24 x 78 x 29	70	109	5.50	\$596	\$91
PN2472RFL	24 x 72 x 29	70	95	5.50	\$572	\$86
PN2466RFL	24 x 66 x 29	70	90	5	\$552	\$83
PN2460RFL	24 x 60 x 29	70	84	4.50	\$520	\$80
PN2454RFL	24 x 54 x 29	70	78	4	\$507	\$81
PN2448RFL	24 x 48 x 29	70	72	4	\$484	\$78
PN3078RFL	30 x 78 x 29	70	122	6.50	\$634	\$94
PN3072RFL	30 x 72 x 29	70	109	6.50	\$617	\$82
PN3066RFL	30 x 66 x 29	70	103	6	\$590	\$81
PN3060RFL	30 x 60 x 29	70	97	6	\$565	\$79
PN3054RFL	30 x 54 x 29	70	99	5	\$545	\$82
PN3048RFL	30 x 48 x 29	70	85	5	\$510	\$80
PN3678RFL	36 x 78 x 29	70	140	8	\$730	\$98
PN3672RFL	36 x 72 x 29	85	118	8	\$696	\$90
PN3666RFL	36 x 66 x 29	70	112	7	\$662	\$86
PN3660RFL	36 x 60 x 29	70	106	7	\$642	\$83
PN3654RFL	36 x 54 x 29	70	106	5.75	\$623	\$84
PN3648RFL	36 x 48 x 29	70	90	6	\$594	\$82

Return has no pedestal. Standard with inset end panel on **left**. 10"h modesty panel. Connects to Freestanding Desk with laminate end panels, **29"H** Freestanding Returns and **29"H** Credenzas. Grommet in worksurface.

PN2478RFR	24 x 78 x 29	70	109	5.50	\$596	\$91
PN2472RFR	24 x 72 x 29	70	95	5.50	\$572	\$86
PN2466RFR	24 x 66 x 29	70	90	5	\$552	\$83
PN2460RFR	24 x 60 x 29	70	84	4.50	\$520	\$80
PN2454RFR	24 x 54 x 29	70	88	4	\$507	\$81
PN2448RFR	24 x 48 x 29	70	72	4	\$484	\$78
PN3078RFR	30 x 78 x 29	70	122	6.50	\$634	\$94
PN3072RFR	30 x 72 x 29	70	109	6.50	\$617	\$82
PN3066RFR	30 x 66 x 29	70	103	6	\$590	\$81
PN3060RFR	30 x 60 x 29	70	97	6	\$565	\$79
PN3054RFR	30 x 54 x 29	70	99	5	\$545	\$82
PN3048RFR	30 x 48 x 29	70	85	5	\$510	\$80
PN3678RFR	36 x 78 x 29	70	140	8	\$730	\$98
PN3672RFR	36 x 72 x 29	85	118	8	\$696	\$90
PN3666RFR	36 x 66 x 29	70	112	7	\$662	\$86
PN3660RFR	36 x 60 x 29	70	106	7	\$642	\$83
PN3654RFR	36 x 54 x 29	70	106	5.75	\$623	\$84
PN3648RFR	36 x 48 x 29	70	90	6	\$594	\$82

Return has no pedestal. Standard with inset end panel on **right**. 10"h modesty panel. Connects to Freestanding Desk with laminate end panels, **29"H** Freestanding Returns and **29"H** Credenzas. Grommet in worksurface.

Required Specifications

Top finish
Base finish

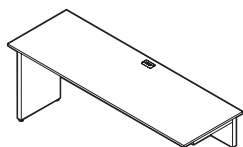
Optional Specifications

HP laminate
POG1, POG3 - additional grommet
PCSG - custom grommet
RSG - remove grommet

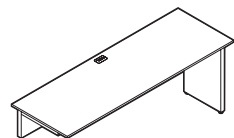
Accessories

Power block
Keyboard tray
Desktop screen
Wire manager
Keyboard mechanism

RETURNS - LAMINATE END PANELS



Overlapping Return - 29"H - LEFT



Overlapping Return - 29"H - RIGHT

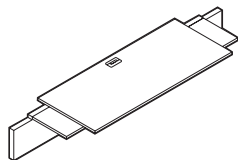
MODEL#	DIMENSIONS D x W x H	FREIGHT CLASS	WT/LBS.	CUBIC FT.	LIST PRICE	HP ADD
PN2484ROL	24 x 84 x 29	70	118	6	\$634	\$71
PN2478ROL	24 x 78 x 29	65	126	5	\$591	\$70
PN2472ROL	24 x 72 x 29	70	104	5	\$571	\$66
PN3084ROL	30 x 84 x 29	70	140	7.50	\$686	\$77
PN3078ROL	30 x 78 x 29	65	149	6	\$644	\$75
PN3072ROL	30 x 72 x 29	70	123	6.50	\$621	\$71
PN3684ROL	36 x 84 x 29	70	162	9	\$734	\$81
PN3678ROL	36 x 78 x 29	65	168	7	\$705	\$79
PN3672ROL	36 x 72 x 29	70	141	7.50	\$692	\$76

Standard with inset laminate end panel on **left** and 10"h modesty panel. Overlaps **27"H** Credenza and **27"H** Freestanding Returns. Grommet in worksurface. 1" spacer included.

PN2484ROR	24 x 84 x 29	70	118	6	\$634	\$71
PN2478ROR	24 x 78 x 29	65	126	5	\$591	\$70
PN2472ROR	24 x 72 x 29	70	104	5	\$571	\$66
PN3084ROR	30 x 84 x 29	70	140	7.50	\$686	\$77
PN3078ROR	30 x 78 x 29	65	149	6	\$644	\$75
PN3072ROR	30 x 72 x 29	70	123	6.50	\$621	\$71
PN3684ROR	36 x 84 x 29	70	162	9	\$734	\$81
PN3678ROR	36 x 78 x 29	65	168	7	\$705	\$79
PN3672ROR	36 x 72 x 29	70	141	7.50	\$692	\$76

Standard with inset laminate end panel on **right** and 10"h modesty panel. Overlaps **27"H** Credenza and **27"H** Freestanding Returns. Grommet in worksurface. 1" spacer included.

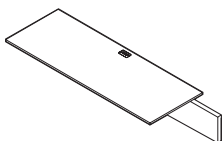
BRIDGES FOR LAMINATE END PANEL DESKS



Flush Bridge

PN2454BF	24 x 54 x 12	65	97	3.50	\$451	\$70
PN2448BF	24 x 48 x 12	70	77	4.50	\$411	\$62
PN2442BF	24 x 42 x 12	70	70	4	\$392	\$59
PN2436BF	24 x 36 x 12	70	63	4	\$368	\$57
PN3054BF	30 x 54 x 12	65	112	4.50	\$470	\$70
PN3048BF	30 x 48 x 12	70	85	5.50	\$429	\$64
PN3042BF	30 x 42 x 12	70	80	5	\$411	\$61
PN3036BF	30 x 36 x 12	85	72	5	\$392	\$60

Standard with 10"h modesty panel. Connects between any two: Freestanding Desk with laminate end panels, **29"H** Freestanding Returns, Conference top for U configurations or **29"H** Credenzas opening. Subtop finish is Granite with black edge. Grommet in worksurface.



Overlapping Bridge - LEFT

PN2478BOL	24 x 78 x 12	65	119	4	\$540	\$79
PN2472BOL	24 x 72 x 12	70	96	5	\$513	\$72
PN2466BOL	24 x 66 x 12	70	90	4.50	\$496	\$66
PN2460BOL	24 x 60 x 12	70	83	4.50	\$488	\$64
PN3078BOL	30 x 78 x 12	65	134	5	\$565	\$84
PN3072BOL	30 x 72 x 12	70	112	6	\$530	\$74
PN3066BOL	30 x 66 x 12	70	104	6	\$512	\$71
PN3060BOL	30 x 60 x 12	70	96	5.50	\$497	\$68

Standard with 10"h modesty panel. Connects Freestanding Desk with laminate end panels, **29"H** Freestanding Returns, Conference top for U configurations on one end, and overlaps **27"H** Credenza or **27"H** Freestanding Return on other end. Subtop finish is Granite with black edge. Grommet in worksurface. Includes 1" spacer, one side only.

Required Specifications

Top finish
Base finish

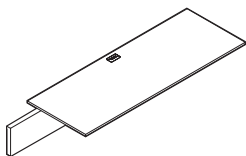
Optional Specifications

HP laminate
POG1, POG3 - additional grommet
PCSG - custom grommet
RSG - remove grommet

Accessories

Power block
Wire manager

BRIDGES FOR LAMINATE END PANEL DESKS

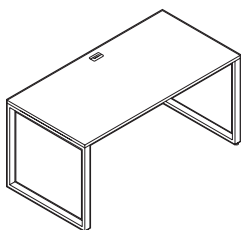


Overlapping Bridge - RIGHT

MODEL#	DIMENSIONS D x W x H	FREIGHT CLASS	WT/LBS.	CUBIC FT.	LIST PRICE	HP ADD
PN2478BOR	24 x 78 x 12	65	119	4	\$540	\$79
PN2472BOR	24 x 72 x 12	70	96	5	\$513	\$72
PN2466BOR	24 x 66 x 12	70	90	4.50	\$496	\$66
PN2460BOR	24 x 60 x 12	70	83	4.50	\$488	\$64
PN3078BOR	30 x 78 x 12	65	134	5	\$565	\$84
PN3072BOR	30 x 72 x 12	70	112	6	\$530	\$74
PN3066BOR	30 x 66 x 12	70	104	6	\$512	\$71
PN3060BOR	30 x 60 x 12	70	96	5.50	\$497	\$68

Standard with 10" h modesty panel. Connects Freestanding Desk with laminate end panels, **29"H** Freestanding Returns, Conference top for U configurations on one end, and overlaps **27"H** Credenza or **27"H** Freestanding Return on other end. Subtop finish is Granite with black edge. Grommet in worksurface. Includes 1" spacer, one side only.

FREESTANDING DESKS WITH METAL LEGS



Freestanding Desk with Metal Legs*

PN2484DM	24 x 84 x 29	250	111	43.41	\$1098	\$172
PN2478DM	24 x 78 x 29	250	109	41.92	\$1015	\$160
PN2472DM	24 x 72 x 29	250	106	38.92	\$889	\$141
PN2466DM	24 x 66 x 29	250	102	31.44	\$881	\$139
PN2460DM	24 x 60 x 29	250	91	29.94	\$862	\$137
PN2454DM	24 x 54 x 29	250	88	29.94	\$836	\$133
PN2448DM	24 x 48 x 29	250	76	28.44	\$740	\$118
PN3084DM	30 x 84 x 29	250	137	53.89	\$1142	\$179
PN3078DM	30 x 78 x 29	250	124	52.40	\$1061	\$167
PN3072DM	30 x 72 x 29	250	117	47.90	\$950	\$150
PN3066DM	30 x 66 x 29	250	110	38.92	\$918	\$145
PN3060DM	30 x 60 x 29	250	104	38.17	\$889	\$141
PN3054DM	30 x 54 x 29	250	99	37.43	\$871	\$138
PN3048DM	30 x 48 x 29	250	82	35.93	\$769	\$123
PN3684DM	36 x 84 x 29	250	154	65.87	\$1296	\$202
PN3678DM	36 x 78 x 29	250	139	62.87	\$1187	\$185
PN3672DM	36 x 72 x 29	250	132	59.88	\$1155	\$181
PN3666DM	36 x 66 x 29	250	123	47.16	\$1012	\$159
PN3660DM	36 x 60 x 29	250	117	46.41	\$978	\$154
PN3654DM	36 x 54 x 29	250	106	44.91	\$923	\$146
PN3648DM	36 x 48 x 29	250	92	44.91	\$835	\$133

Standard with two 1" x 2" metal open frame legs with support channel(s). Connects to flush returns with metal leg, bridges for desks and returns with metal leg, flush return with bookshelf and flush conference tops. Grommet in worksurface. Shipped in 3 cartons.

Required Specifications

Top finish
Base finish (not PNxxxxDM)
Leg finish*

Optional Specifications

HP laminate
POG1, POG3 - additional grommet
PCSG - custom grommet
RSG - remove grommet

Accessories

Power block
Keyboard tray
Desktop screen
Keyboard tray mounting kit
Wire manager
Keyboard mechanism

FREESTANDING DESKS WITH METAL LEGS

MODEL#

DIMENSIONS

FREIGHT CLASS

WT/LBS.

CUBIC FT.

LIST PRICE

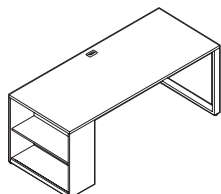
HP ADD

D x W x H

PN2460DBL	24 x 60 x 29	250	106	40.42	\$936	\$152	\$71
PN2466DBL	24 x 66 x 29	250	117	41.17	\$1036	\$167	\$71
PN2472DBL	24 x 72 x 29	250	121	50.90	\$1063	\$172	\$71
PN2478DBL	24 x 78 x 29	250	131	50.90	\$1129	\$185	\$71
PN2484DBL	24 x 84 x 29	250	126	53.89	\$1211	\$195	\$71

PN3060DBL	30 x 60 x 29	250	123	51.65	\$965	\$160	\$86
PN3066DBL	30 x 66 x 29	250	129	52.40	\$1066	\$175	\$86
PN3072DBL	30 x 72 x 29	250	136	61.38	\$1098	\$178	\$86
PN3078DBL	30 x 78 x 29	250	150	65.87	\$1186	\$193	\$86
PN3084DBL	30 x 84 x 29	250	156	67.37	\$1250	\$217	\$86

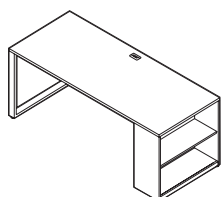
PN3660DBL	36 x 60 x 29	250	139	59.88	\$1015	\$160	\$86
PN3666DBL	36 x 66 x 29	250	145	60.63	\$1115	\$175	\$86
PN3672DBL	36 x 72 x 29	250	154	73.35	\$1140	\$178	\$86
PN3678DBL	36 x 78 x 29	250	161	76.35	\$1237	\$193	\$86
PN3684DBL	36 x 84 x 29	250	176	79.34	\$1395	\$217	\$86



LEFT

Freestanding Desk with Bookshelf

12"D Bookcase with adjustable shelf on **left**. One 1" x 2" metal open frame leg with support channel(s). **Right** side connects to flush returns with metal leg, bridges for desks and returns with metal leg, flush return with bookshelf, flush conference tops. Grommet in worksurface. Shipped in 3 cartons.



RIGHT

Freestanding Desk with Bookshelf

PN2460DBR	24 x 60 x 29	250	106	40.42	\$936	\$148	\$56
PN2466DBR	24 x 66 x 29	250	117	41.17	\$1036	\$163	\$56
PN2472DBR	24 x 72 x 29	250	121	50.90	\$1063	\$167	\$56
PN2478DBR	24 x 78 x 29	250	131	50.90	\$1129	\$177	\$56
PN2484DBR	24 x 84 x 29	250	126	53.89	\$1211	\$189	\$56

PN3060DBR	30 x 60 x 29	250	123	51.65	\$965	\$148	\$56
PN3066DBR	30 x 66 x 29	250	129	52.40	\$1066	\$163	\$56
PN3072DBR	30 x 72 x 29	250	136	61.38	\$1098	\$167	\$56
PN3078DBR	30 x 78 x 29	250	150	65.87	\$1186	\$177	\$56
PN3084DBR	30 x 84 x 29	250	156	67.37	\$1250	\$189	\$56

PN3660DBR	36 x 60 x 29	250	139	59.88	\$1015	\$152	\$71
PN3666DBR	36 x 66 x 29	250	145	60.63	\$1115	\$167	\$71
PN3672DBR	36 x 72 x 29	250	154	73.35	\$1140	\$172	\$71
PN3678DBR	36 x 78 x 29	250	161	76.35	\$1237	\$185	\$71
PN3684DBR	36 x 84 x 29	250	176	79.34	\$1395	\$195	\$71

12"D Bookcase with adjustable shelf on **right**. One 1" x 2" metal open frame leg with support channel(s). **Left** side connects to flush returns with metal leg, bridges for desks and returns with metal leg, flush return with bookshelf, flush conference tops. Grommet in worksurface. Shipped in 3 cartons.

Required Specifications

Top finish
Base finish
Leg finish

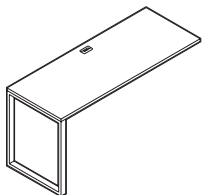
Optional Specifications

HP laminate
POG1, POG3 - additional grommet
PCSG - custom grommet
RSG - remove grommet

Accessories

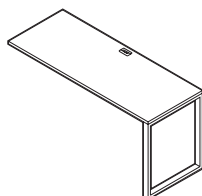
Power block
Keyboard tray
Desktop screen
Keyboard tray mounting kit
Wire manager
Keyboard mechanism

RETURNS WITH METAL LEGS



LEFT

Flush Return with Metal Leg



RIGHT

Flush Return with Metal Leg

MODEL#	DIMENSIONS D x W x H	FREIGHT CLASS	WT/LBS.	CUBIC FT.	LIST PRICE	HP ADD
PN2448FML	24 x 48 x 29	150	56	12	\$511	\$77
PN2454FML	24 x 54 x 29	150	68	13	\$614	\$92
PN2460FML	24 x 60 x 29	150	71	13	\$643	\$97
PN2466FML	24 x 66 x 29	150	82	14	\$668	\$101
PN2472FML	24 x 72 x 29	150	86	20	\$690	\$104
PN2478FML	24 x 78 x 29	150	89	21	\$768	\$116
PN3048FML	30 x 48 x 29	150	61	15	\$542	\$82
PN3054FML	30 x 54 x 29	150	78	16	\$640	\$96
PN3060FML	30 x 60 x 29	150	82	16.50	\$669	\$101
PN3066FML	30 x 66 x 29	150	89	17	\$693	\$104
PN3072FML	30 x 72 x 29	150	96	23	\$736	\$111
PN3078FML	30 x 78 x 29	250	103	26	\$806	\$121
PN3648FML	36 x 48 x 29	250	70	19	\$574	\$87
PN3654FML	36 x 54 x 29	150	84	19	\$672	\$101
PN3660FML	36 x 60 x 29	150	95	20	\$713	\$107
PN3666FML	36 x 66 x 29	150	101	20.50	\$765	\$115
PN3672FML	36 x 72 x 29	250	110	29	\$905	\$136
PN3678FML	36 x 78 x 29	250	117	31	\$867	\$130

1" x 2" metal open frame leg with support channel(s) on **left**. Connects to freestanding desk with metal legs, freestanding desk with bookshelf and metal leg, 29"H credenza opening. Grommet in worksurface. Shipped in 2 cartons.

PN2448FMR	24 x 48 x 29	150	56	12	\$511	\$77
PN2454FMR	24 x 54 x 29	150	68	13	\$614	\$92
PN2460FMR	24 x 60 x 29	150	71	13	\$643	\$97
PN2466FMR	24 x 66 x 29	150	82	14	\$668	\$101
PN2472FMR	24 x 72 x 29	150	86	20	\$690	\$104
PN2478FMR	24 x 78 x 29	150	89	21	\$768	\$116
PN3048FMR	30 x 48 x 29	150	61	7.50	\$542	\$82
PN3054FMR	30 x 54 x 29	150	78	16	\$640	\$96
PN3060FMR	30 x 60 x 29	150	83	16.50	\$669	\$101
PN3066FMR	30 x 66 x 29	150	89	17	\$693	\$104
PN3072FMR	30 x 72 x 29	150	96	23	\$736	\$111
PN3078FMR	30 x 78 x 29	250	103	26	\$806	\$121
PN3648FMR	36 x 48 x 29	250	70	19	\$574	\$87
PN3654FMR	36 x 54 x 29	150	84	19	\$672	\$101
PN3660FMR	36 x 60 x 29	150	95	20.50	\$713	\$107
PN3666FMR	36 x 66 x 29	150	101	20.50	\$765	\$115
PN3672FMR	36 x 72 x 29	250	110	29	\$905	\$136
PN3678FMR	36 x 78 x 29	250	117	31	\$867	\$130

1" x 2" metal open frame leg with support channel(s) on **right**. Connects to freestanding desk with metal legs, freestanding desk with bookshelf and metal leg, 29"H credenza opening. Grommet in worksurface. Shipped in 2 cartons.

Required Specifications

Top finish
Leg finish

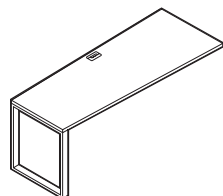
Optional Specifications

HP laminate
POG1, POG3 - additional grommet
PCSG - custom grommet
RSG - remove grommet

Accessories

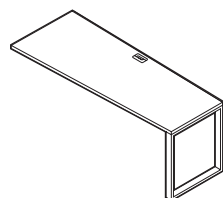
Power block
Keyboard tray
Desktop screen
Keyboard tray mounting kit
Wire manager
Keyboard mechanism

RETURNS WITH METAL LEGS



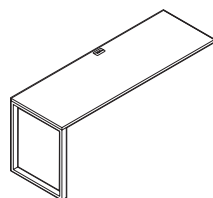
LEFT

Flush Wedge Return w/Metal Leg



RIGHT

Flush Wedge Return w/Metal Leg



LEFT

Overlapping Return w/Metal Leg

MODEL#	DIMENSIONS D x W x H	FREIGHT CLASS	WT/LBS.	CUBIC FT.	LIST PRICE	HP ADD
PN3048FTL	30 x 48 x 29	150	61	15	\$535	\$81
PN3054FTL	30 x 54 x 29	150	78	16	\$632	\$95
PN3060FTL	30 x 60 x 29	150	83	16.50	\$669	\$101
PN3066FTL	30 x 66 x 29	150	89	17	\$707	\$106
PN3072FTL	30 x 72 x 29	150	96	23	\$736	\$111
PN3078FTL	30 x 78 x 29	250	103	26	\$821	\$124
PN3648FTL	36 x 48 x 29	250	70	19	\$574	\$87
PN3654FTL	36 x 54 x 29	150	84	19	\$664	\$100
PN3660FTL	36 x 60 x 29	150	95	20	\$713	\$107
PN3666FTL	36 x 66 x 29	150	101	20.50	\$750	\$113
PN3672FTL	36 x 72 x 29	250	110	29	\$898	\$135
PN3678FTL	36 x 78 x 29	250	117	31	\$874	\$132

1" x 2" metal open frame leg with support channel(s) on **left**. 30"D has 24"D leg. 36"D has 30"D leg. Connects to freestanding desk with metal legs, freestanding desk with bookshelf and metal leg, 29"H credenza opening. Grommet in worksurface. Shipped in 2 cartons.

PN3048FTR	30 x 48 x 29	150	61	15	\$535	\$81
PN3054FTR	30 x 54 x 29	150	78	16	\$632	\$95
PN3060FTR	30 x 60 x 29	150	83	16.50	\$669	\$101
PN3066FTR	30 x 66 x 29	150	89	17	\$707	\$106
PN3072FTR	30 x 72 x 29	150	96	23	\$736	\$111
PN3078FTR	30 x 78 x 29	250	103	26	\$821	\$124
PN3648FTR	36 x 48 x 29	250	70	19	\$574	\$87
PN3654FTR	36 x 54 x 29	150	84	19	\$664	\$100
PN3660FTR	36 x 60 x 29	150	95	20	\$713	\$107
PN3666FTR	36 x 66 x 29	150	101	20.50	\$750	\$113
PN3672FTR	36 x 72 x 29	250	110	29	\$898	\$135
PN3678FTR	36 x 78 x 29	250	117	31	\$874	\$132

1" x 2" metal open frame leg with support channel(s) on **right**. 30"D has 24"D leg. 36"D has 30"D leg. Connects to freestanding desk with metal legs, freestanding desk with bookshelf and metal leg, 29"H credenza opening. Grommet in worksurface. Shipped in 2 cartons.

PN2460OML	24 x 60 x 29	150	71	13	\$573	\$86
PN2466OML	24 x 66 x 29	150	82	14	\$590	\$89
PN2472OML	24 x 72 x 29	150	86	20	\$611	\$92
PN2478OML	24 x 78 x 29	150	89	21	\$728	\$110
PN2484OML	24 x 84 x 29	150	91	22	\$842	\$127
PN3060OML	30 x 60 x 29	150	83	16.50	\$599	\$90
PN3066OML	30 x 66 x 29	150	89	17	\$621	\$94
PN3072OML	30 x 72 x 29	150	96	23	\$657	\$99
PN3078OML	30 x 78 x 29	250	103	26	\$781	\$118
PN3084OML	30 x 84 x 29	150	116	27	\$873	\$131
PN3660OML	36 x 60 x 29	150	95	20	\$699	\$105
PN3666OML	36 x 66 x 29	150	101	20.50	\$728	\$110
PN3672OML	36 x 72 x 29	250	110	29	\$763	\$115
PN3678OML	36 x 78 x 29	250	118	31	\$879	\$132
PN3684OML	36 x 84 x 29	150	132	33	\$955	\$144

1" x 2" metal open frame leg with support channels on **left**. Overlaps 27"H credenza opening. Grommet in worksurface. Shipped in 2 cartons.

Required Specifications

Top finish
Leg finish

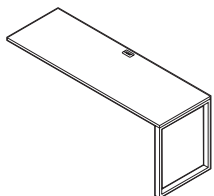
Optional Specifications

HP laminate
POG1, POG3 - additional grommet
PCSG - custom grommet
RSG - remove grommet

Accessories

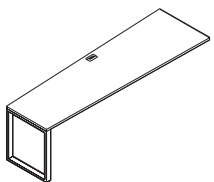
Power block
Keyboard tray
Desktop screen
Keyboard tray mounting kit
Wire manager
Keyboard mechanism

OVERLAPPING RETURNS WITH METAL LEGS



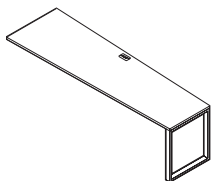
RIGHT

Overlapping Return w/Metal Leg



LEFT

Overlapping Wedge Return w/Metal Leg



RIGHT

Overlapping Wedge Return w/Metal Leg

MODEL#	DIMENSIONS D x W x H	FREIGHT CLASS	WT/LBS.	CUBIC FT.	LIST PRICE	HP ADD
PN24600MR	24 x 60 x 29	150	71	13	\$573	\$86
PN24660MR	24 x 66 x 29	150	82	14	\$590	\$89
PN24720MR	24 x 72 x 29	150	86	20	\$611	\$92
PN24780MR	24 x 78 x 29	150	89	21	\$728	\$110
PN24840MR	24 x 84 x 29	150	91	22	\$842	\$127
PN30600MR	30 x 60 x 29	150	83	16.50	\$599	\$90
PN30660MR	30 x 66 x 29	150	89	17	\$621	\$94
PN30720MR	30 x 72 x 29	150	96	23	\$657	\$99
PN30780MR	30 x 78 x 29	250	103	26	\$781	\$118
PN30840MR	30 x 84 x 29	150	137	27	\$873	\$131
PN36600MR	36 x 60 x 29	150	95	20	\$699	\$105
PN36660MR	36 x 66 x 29	150	101	20.50	\$728	\$110
PN36720MR	36 x 72 x 29	250	110	29	\$763	\$115
PN36780MR	36 x 78 x 29	250	117	31	\$879	\$132
PN36840MR	36 x 84 x 29	150	132	33	\$955	\$144

1" x 2" metal open frame leg with support channels on **right**. Overlaps 27"H credenza opening. Grommet in worksurface. Shipped in 2 cartons.

PN30600TL	30 x 60 x 29	150	83	16.50	\$612	\$92
PN30660TL	30 x 66 x 29	150	89	17	\$633	\$95
PN30720TL	30 x 72 x 29	150	96	23	\$663	\$100
PN30780TL	30 x 78 x 29	250	103	26	\$793	\$119
PN30840TL	30 x 84 x 29	150	116	27	\$885	\$133
PN36600TL	36 x 60 x 29	150	95	20	\$712	\$107
PN36660TL	36 x 66 x 29	150	101	20.50	\$740	\$111
PN36720TL	36 x 72 x 29	150	132	29	\$767	\$115
PN36780TL	36 x 78 x 29	250	117	31	\$892	\$134
PN36840TL	36 x 84 x 29	150	132	33	\$967	\$145

1" x 2" metal open frame leg with support channel on **left**. 30"D has 24"D leg. 36"D has 30"D leg. Overlaps 27"H credenza opening. Grommet in worksurface. Includes 1" spacer. Shipped in 2 cartons.

PN30600TR	30 x 60 x 29	150	83	16.50	\$612	\$92
PN30660TR	30 x 66 x 29	150	89	17	\$633	\$95
PN30720TR	30 x 72 x 29	150	96	23	\$663	\$100
PN30780TR	30 x 78 x 29	250	103	26	\$793	\$119
PN30840TR	30 x 84 x 29	150	116	27	\$885	\$133
PN36600TR	36 x 60 x 29	150	95	20	\$712	\$107
PN36660TR	36 x 66 x 29	150	101	20.50	\$740	\$111
PN36720TR	36 x 72 x 29	250	110	29	\$767	\$115
PN36780TR	36 x 78 x 29	250	117	31	\$892	\$134
PN36840TR	36 x 84 x 29	150	132	33	\$967	\$145

1" x 2" metal open frame leg with support channel on **right**. 30"D has 24"D leg. 36"D has 30"D leg. Overlaps 27"H credenza opening. Grommet in worksurface. Includes 1" spacer. Shipped in 2 cartons.

Required Specifications

Top finish
Leg finish

Optional Specifications

HP laminate
POG1, POG3 - additional grommet
PCSG - custom grommet
RSG - remove grommet

Accessories

Power block
Keyboard tray
Desktop screen
Keyboard tray mounting kit
Wire manager
Keyboard mechanism

OVERLAPPING RETURNS WITH METAL LEGS

MODEL#	DIMENSIONS	FREIGHT CLASS	WT./LBS.	CUBIC FT.	LIST PRICE	HP ADD
--------	------------	---------------	----------	-----------	------------	--------

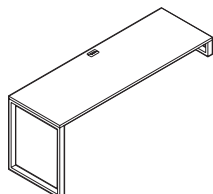
D x W x H

PN2460SOL	24 x 60 x 29	250	83	23.95	\$843	\$127
PN2466SOL	24 x 66 x 29	250	94	25.45	\$868	\$131
PN2472SOL	24 x 72 x 29	250	98	34.43	\$892	\$134
PN2478SOL	24 x 78 x 29	250	101	35.93	\$969	\$146
PN2484SOL	24 x 84 x 29	250	103	37.43	\$1021	\$154

PN3060SOL	30 x 60 x 29	250	95	26.20	\$897	\$135
PN3066SOL	30 x 66 x 29	250	101	26.95	\$923	\$139
PN3072SOL	30 x 72 x 29	250	108	35.93	\$946	\$142
PN3078SOL	30 x 78 x 29	250	115	40.42	\$1013	\$152
PN3084SOL	30 x 84 x 29	250	128	41.92	\$1081	\$163

PN3660SOL	36 x 60 x 29	250	107	28.44	\$996	\$150
PN3666SOL	36 x 66 x 29	250	113	29.19	\$1028	\$155
PN3672SOL	36 x 72 x 29	250	144	41.92	\$1142	\$172
PN3678SOL	36 x 78 x 29	250	129	44.91	\$1108	\$167
PN3684SOL	36 x 84 x 29	250	144	47.90	\$1149	\$173

1" x 2" metal frame leg on **left**. One 5"H metal frame spacer with support channel(s). Overlaps 23"H credenza. Grommet in worksurface. Shipped in 3 cartons.



LEFT

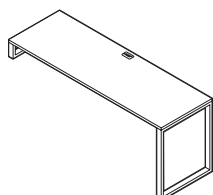
Overlapping Return w/Metal Leg and Spacer for 23"H Credenza

PN2460SOR	24 x 60 x 29	250	83	23.95	\$843	\$127
PN2466SOR	24 x 66 x 29	250	94	25.45	\$868	\$131
PN2472SOR	24 x 72 x 29	250	98	34.43	\$892	\$134
PN2478SOR	24 x 78 x 29	250	101	35.93	\$969	\$146
PN2484SOR	24 x 84 x 29	250	103	37.43	\$1021	\$154

PN3060SOR	30 x 60 x 29	250	95	26.20	\$897	\$135
PN3066SOR	30 x 66 x 29	250	101	26.95	\$923	\$139
PN3072SOR	30 x 72 x 29	250	108	35.93	\$946	\$142
PN3078SOR	30 x 78 x 29	250	115	40.42	\$1013	\$152
PN3084SOR	30 x 84 x 29	250	128	41.92	\$1081	\$163

PN3660SOR	36 x 60 x 29	250	107	28.44	\$996	\$150
PN3666SOR	36 x 66 x 29	250	113	29.19	\$1028	\$155
PN3672SOR	36 x 72 x 29	250	144	41.92	\$1142	\$172
PN3678SOR	36 x 78 x 29	250	129	44.91	\$1108	\$167
PN3684SOR	36 x 84 x 29	250	144	47.90	\$1149	\$173

1" x 2" metal frame leg on **right**. One 5"H metal frame spacer with support channel(s). Overlaps 23"H credenza. Grommet in worksurface. Shipped in 3 cartons.



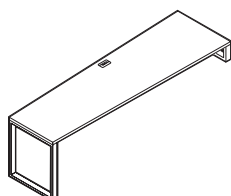
RIGHT

Overlapping Return w/Metal Leg and Spacer for 23"H Credenza

PN3060TSL	30 x 60 x 29	250	95	26.20	\$881	\$133
PN3066TSL	30 x 66 x 29	250	101	26.95	\$914	\$138
PN3072TSL	30 x 72 x 29	250	108	35.93	\$937	\$141
PN3078TSL	30 x 78 x 29	250	115	40.42	\$1004	\$151
PN3084TSL	30 x 84 x 29	250	128	41.92	\$1063	\$160

PN3660TSL	36 x 60 x 29	250	107	28.44	\$987	\$148
PN3666TSL	36 x 66 x 29	250	113	29.19	\$1019	\$153
PN3672TSL	36 x 72 x 29	250	144	41.92	\$1133	\$170
PN3678TSL	36 x 78 x 29	250	129	44.91	\$1094	\$165
PN3684TSL	36 x 84 x 29	250	144	47.90	\$1135	\$171

1" x 2" metal open frame leg on **left**. One 5"H frame spacer with support channel(s). 30"D has 24"D leg and 30"D spacer. 36"D has 30"D leg and 36"D spacer. Overlaps 23"H credenza. Grommet in worksurface. Shipped in 3 cartons.



LEFT

Overlapping Wedge Return w/Metal Leg and Spacer for 23"H Credenza

Required Specifications

Top finish
Leg finish

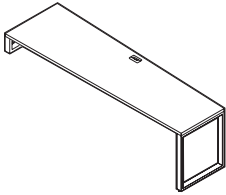
Optional Specifications

HP laminate
POG1, POG3 - additional grommet
PCSG - custom grommet
RSG - remove grommet

Accessories

Power block
Keyboard tray
Desktop screen
Keyboard tray mounting kit
Wire manager
Keyboard mechanism

OVERLAPPING RETURNS - METAL LEGS



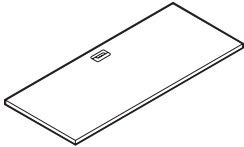
RIGHT

Overlapping Wedge Return w/Metal Leg and Spacer for 23\"H Credenza*

MODEL#	DIMENSIONS D x W x H	FREIGHT CLASS	WT/LBS.	CUBIC FT.	LIST PRICE	HP ADD
PN3060TSR	30 x 60 x 29	250	95	26.20	\$881	\$133
PN3066TSR	30 x 66 x 29	250	101	26.95	\$914	\$138
PN3072TSR	30 x 72 x 29	250	108	35.93	\$937	\$141
PN3078TSR	30 x 78 x 29	250	115	40.42	\$1004	\$151
PN3084TSR	30 x 84 x 29	250	128	41.92	\$1063	\$160
PN3660TSR	36 x 60 x 29	250	107	28.44	\$987	\$148
PN3666TSR	36 x 66 x 29	250	113	29.19	\$1019	\$153
PN3672TSR	36 x 72 x 29	250	144	41.92	\$1133	\$170
PN3678TSR	36 x 78 x 29	250	129	44.91	\$1094	\$165
PN3684TSR	36 x 84 x 29	250	144	47.90	\$1135	\$171

1" x 2" metal frame leg on **right**. One 5"H frame spacer with support channel(s). 30"D has 24"D leg and 30"D spacer. 36"D has 30"D leg and 36"D spacer. Overlaps 23"H credenza. Grommet in worksurface. Shipped in 3 cartons.

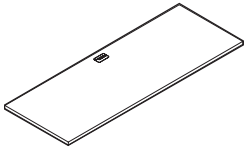
BRIDGES FOR DESKS AND RETURNS WITH METAL LEGS



Flush Bridge for Metal Leg Configurations

PN2436BFM	24 x 36 x 1	70	31	2	\$240	\$52
PN2442BFM	24 x 42 x 1	70	40	2.50	\$245	\$54
PN2448BFM	24 x 48 x 1	85	44	3	\$257	\$56
PN2454BFM	24 x 54 x 1	70	51	3	\$350	\$76
PN3036BFM	30 x 36 x 1	70	44	2.50	\$243	\$53
PN3042BFM	30 x 42 x 1	70	50	3	\$254	\$55
PN3048BFM	30 x 48 x 1	70	55	3.50	\$268	\$58
PN3054BFM	30 x 54 x 1	70	62	3.50	\$371	\$81

Connects between any two: freestanding desk with metal legs, freestanding desk with bookshelf and metal leg, conference top for U configurations, 29"H credenza opening. Grommet in worksurface.

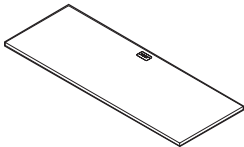


LEFT

Overlapping Bridge for Metal Leg Configurations

PN2460OBL	24 x 60 x 2	70	51	3	\$334	\$67
PN2466OBL	24 x 66 x 1	70	62	3.25	\$346	\$70
PN2472OBL	24 x 72 x 2	92.5	66	6.50	\$352	\$71
PN2478OBL	24 x 78 x 2	92.5	76	6.50	\$478	\$96
PN3060OBL	30 x 60 x 2	70	62	3.75	\$352	\$71
PN3066OBL	30 x 66 x 2	70	68	4	\$371	\$75
PN3072OBL	30 x 72 x 2	92.5	75	7	\$396	\$80
PN3078OBL	30 x 78 x 2	92.5	89	8.50	\$504	\$101

Connects freestanding desk with metal legs, freestanding desk with bookshelf and metal leg, conference top for U configurations flush on one end, and overlaps 27"H credenza opening on the other end. Includes 1" spacer. Grommet in worksurface.



RIGHT

Overlapping Bridge for Metal Leg Configurations

PN2460OBR	24 x 60 x 2	70	51	3	\$334	\$67
PN2466OBR	24 x 66 x 2	70	62	3.25	\$346	\$70
PN2472OBR	24 x 72 x 2	92.5	66	6.50	\$352	\$71
PN2478OBR	24 x 78 x 2	92.5	76	6.50	\$478	\$96
PN3060OBR	30 x 60 x 2	70	62	3.75	\$352	\$71
PN3066OBR	30 x 66 x 2	70	68	4	\$371	\$75
PN3072OBR	30 x 72 x 2	92.5	75	7	\$396	\$80
PN3078OBR	30 x 78 x 2	92.5	89	8.50	\$504	\$101

Connects freestanding desk with metal legs, freestanding desk with bookshelf and metal leg, conference top for U configurations flush on one end, and overlaps 27"H credenza opening on the other end. Includes 1" spacer. Grommet in worksurface.

Required Specifications

Top finish
Leg finish*

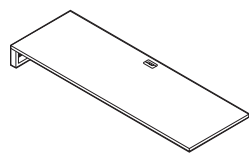
Optional Specifications

HP laminate
POG1, POG3 - additional grommet
PCSG - custom grommet
RSG - remove grommet

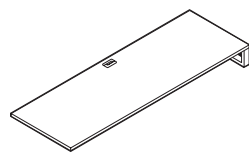
Accessories

Power block
Keyboard tray
Desktop screen
Keyboard tray mounting kit
Wire manager
Keyboard mechanism

OVERLAPPING BRIDGES - METAL LEGS



LEFT

Overlapping Bridge with Metal Spacer
for 23"H Credenza

RIGHT

Overlapping Bridge with Metal Spacer
for 23"H Credenza

MODEL#	DIMENSIONS D x W x H	FREIGHT CLASS	WT/LBS.	CUBIC FT.	LIST PRICE	HP ADD
PN2460OSL	24 x 60 x 6	125	63	9	\$553	\$120
PN2466OSL	24 x 66 x 6	125	74	9.50	\$581	\$126
PN2472OSL	24 x 72 x 6	150	78	16	\$600	\$130
PN2478OSL	24 x 78 x 6	150	88	16	\$679	\$147
PN3060OSL	30 x 60 x 6	125	75	10.50	\$597	\$130
PN3066OSL	30 x 66 x 6	125	81	11	\$618	\$134
PN3072OSL	30 x 72 x 6	150	88	19	\$651	\$141
PN3078OSL	30 x 78 x 6	150	102	20	\$709	\$154

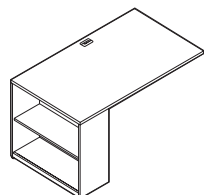
One 5"H metal frame spacer with support channel(s). Connects flush on **right** side to freestanding desk with metal legs, freestanding desk with bookshelf and metal leg, or conference top for U configurations. Overlaps 23"H credenza opening on the **left**. Grommet in worksurface. Shipped in 2 cartons.

PN2460OSR	24 x 60 x 6	125	63	9	\$553	\$120
PN2466OSR	24 x 66 x 6	125	74	9.50	\$581	\$126
PN2472OSR	24 x 72 x 6	150	78	16	\$600	\$130
PN2478OSR	24 x 78 x 6	150	88	16	\$679	\$147
PN3060OSR	30 x 60 x 6	125	75	10.50	\$597	\$130
PN3066OSR	30 x 66 x 6	125	81	11	\$618	\$134
PN3072OSR	30 x 72 x 6	150	88	19	\$651	\$141
PN3078OSR	30 x 78 x 6	150	102	20	\$709	\$154

One 5"H metal frame spacer with support channel(s). Connects flush on **left** side to freestanding desk with metal legs, freestanding desk with bookshelf and metal leg, or conference top for U configurations. Overlaps 23"H credenza opening on the **right**. Grommet in worksurface. Shipped in 2 cartons.

RETURNS WITH BOOKSHELF

HP ADD GLASS SHELF



LEFT

Flush Return with Bookshelf*

PN2460FBL	24 x 60 x 29	150	86	20	\$653	\$98	\$56
PN2466FBL	24 x 66 x 29	150	97	20.50	\$744	\$112	\$56
PN2472FBL	24 x 72 x 29	250	101	27	\$767	\$115	\$56
PN2478FBL	24 x 78 x 29	150	111	27	\$814	\$123	\$56
PN2484FBL	24 x 84 x 29	250	106	29	\$859	\$129	\$56
PN3060FBL	30 x 60 x 29	150	102	25.50	\$692	\$104	\$71
PN3066FBL	30 x 66 x 29	150	108	26	\$786	\$118	\$71
PN3072FBL	30 x 72 x 29	250	115	32	\$812	\$122	\$71
PN3078FBL	30 x 78 x 29	250	129	35	\$869	\$131	\$71
PN3084FBL	30 x 84 x 29	250	135	36	\$952	\$143	\$71
PN3660FBL	36 x 60 x 29	150	117	29	\$763	\$115	\$86
PN3666FBL	36 x 66 x 29	150	123	29.50	\$933	\$140	\$86
PN3672FBL	36 x 72 x 29	250	132	38	\$999	\$150	\$86
PN3678FBL	36 x 78 x 29	250	139	40	\$1032	\$155	\$86
PN3684FBL	36 x 84 x 29	250	154	42	\$1097	\$165	\$86

12"D Bookcase with adjustable shelf on **left**. With support channel(s). Connects on **right** side to freestanding desk with metal legs or laminate end panels, 29"H freestanding returns, 29"H credenza opening. Laminate shelf is standard. Optional glass shelf. Grommet in worksurface. Shipped in 2 cartons.

Required Specifications

Top finish
Base finish*
Leg finish

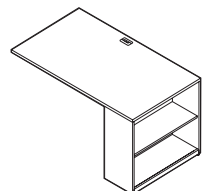
Optional Specifications

HP laminate
POG1, POG3 - additional grommet
PCSG - custom grommet
RSG - remove grommet

Accessories

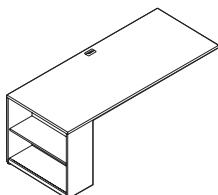
Power block
Keyboard tray
Desktop screen
Keyboard tray mounting kit
Wire manager
Keyboard mechanism

RETURNS WITH BOOKSHELF



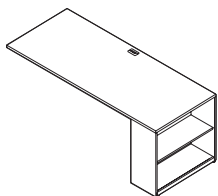
RIGHT

Flush Return with Bookshelf



LEFT

Overlapping Return with Bookshelf



RIGHT

Overlapping Return with Bookshelf

MODEL#	DIMENSIONS D x W x H	FREIGHT CLASS	WT/LBS.	CUBIC FT.	LIST PRICE	HP ADD	
PN2460FBR	24 x 60 x 29	150	86	20	\$653	\$98	\$56
PN2466FBR	24 x 66 x 29	150	97	20.50	\$744	\$112	\$56
PN2472FBR	24 x 72 x 29	250	101	27	\$767	\$115	\$56
PN2478FBR	24 x 78 x 29	150	111	27	\$814	\$123	\$56
PN2484FBR	24 x 84 x 29	250	106	29	\$859	\$129	\$56
PN3060FBR	30 x 60 x 29	150	102	25.50	\$692	\$104	\$71
PN3066FBR	30 x 66 x 29	150	108	26	\$786	\$118	\$71
PN3072FBR	30 x 72 x 29	250	115	32	\$812	\$122	\$71
PN3078FBR	30 x 78 x 29	250	129	35	\$869	\$131	\$71
PN3084FBR	30 x 84 x 29	250	135	36	\$952	\$143	\$71
PN3660FBR	36 x 60 x 29	150	117	29	\$763	\$115	\$86
PN3666FBR	36 x 66 x 29	150	123	29.50	\$933	\$140	\$86
PN3672FBR	36 x 72 x 29	250	132	38	\$999	\$150	\$86
PN3678FBR	36 x 78 x 29	250	139	40	\$1032	\$155	\$86
PN3684FBR	36 x 84 x 29	250	154	42	\$1097	\$165	\$86

12"D Bookcase with adjustable shelf on **right**. With support channel(s). Connects on **left** side to freestanding desk with metal legs or laminate end panels, 29"H freestanding returns, 29"H credenza opening. Laminate shelf is standard. Optional glass shelf. Grommet in worksurface. Shipped in 2 cartons.

PN2484RBL	24 x 84 x 29	250	106	29	\$847	\$127	\$56
PN2490RBL	24 x 90 x 29	250	110	30	\$942	\$142	\$56
PN2496RBL	24 x 96 x 29	250	123	31	\$990	\$149	\$56
PN3084RBL	30 x 84 x 29	250	135	36	\$881	\$133	\$71
PN3090RBL	30 x 90 x 29	250	142	42	\$965	\$145	\$71
PN3096RBL	30 x 96 x 29	250	146	38.50	\$1016	\$153	\$71
PN3684RBL	36 x 84 x 29	250	198	62	\$934	\$141	\$86
PN3690RBL	36 x 90 x 29	250	165	42.50	\$1091	\$164	\$86
PN3696RBL	36 x 96 x 29	250	168	44	\$1120	\$168	\$86

12"D Bookcase with adjustable shelf on **left**. With support channel(s). **Right** side overlaps 27"H credenza opening, 27"H freestanding return. Laminate shelf is standard. Optional glass shelf. Grommet in worksurface. Shipped in 2 cartons.

PN2484RBR	24 x 84 x 29	250	106	29	\$847	\$127	\$56
PN2490RBR	24 x 90 x 29	250	110	30	\$942	\$142	\$56
PN2496RBR	24 x 96 x 29	250	123	31	\$990	\$149	\$56
PN3084RBR	30 x 84 x 29	250	135	36	\$881	\$133	\$71
PN3090RBR	30 x 90 x 29	250	142	42	\$965	\$145	\$71
PN3096RBR	30 x 96 x 29	250	146	38.50	\$1016	\$153	\$71
PN3684RBR	36 x 84 x 29	250	198	62	\$934	\$141	\$86
PN3690RBR	36 x 90 x 29	250	165	42.50	\$1091	\$164	\$86
PN3696RBR	36 x 96 x 29	250	168	44	\$1120	\$168	\$86

12"D Bookcase with adjustable shelf on **right**. With support channel(s). **Left** side overlaps 27"H credenza opening, 27"H freestanding return. Laminate shelf is standard. Optional glass shelf. Grommet in worksurface. Shipped in 2 cartons.

Required Specifications

Top finish
Base finish

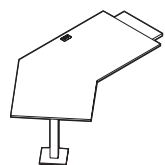
Optional Specifications

HP laminate
POG1, POG3 - additional grommet
PCSG - custom grommet
RSG - remove grommet

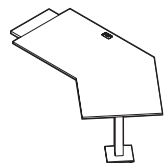
Accessories

Power block
Keyboard tray
Desktop screen
Keyboard tray mounting kit
Wire manager
Keyboard mechanism

CONFERENCE TOPS - FLUSH

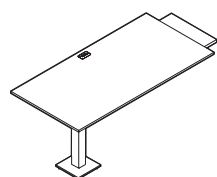


LEFT

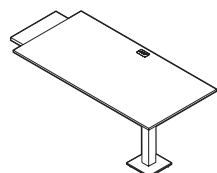


RIGHT

Offset Conference Top, Flush

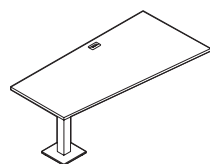


LEFT

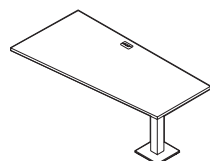


RIGHT

Conference Tops, Flush



LEFT



RIGHT

Wedge Shaped Flush Conference Top

MODEL# DIMENSIONS FREIGHT CLASS WT./LBS. CUBIC FT. LIST PRICE HP ADD

D x W x H

PN2466CFL	47 x 66 x 29	150	135	25	\$826	\$106
PN2472CFL	47 x 72 x 29	150	140	27	\$831	\$107
PN3066CFL	47 x 66 x 29	150	142	25	\$841	\$107
PN3072CFL	47 x 72 x 29	92.5	52	5	\$878	\$101

PN2466CFR	47 x 66 x 29	150	135	25	\$826	\$106
PN2472CFR	47 x 72 x 29	150	140	27	\$831	\$107
PN3066CFR	47 x 66 x 29	150	142	25	\$841	\$107
PN3072CFR	47 x 72 x 29	92.5	52	5	\$878	\$101

Specify PNxxxxCFL for **LEFT** or PNxxxxCFR for **RIGHT**.

Standard with square monopost and base. Connects to freestanding desks with metal legs or laminate end panels, 29"H freestanding returns, 29"H credenza opening. Subtop finish is Granite with black edge. Grommet in worksurface. Shipped in 2 cartons.

Recommended Maximum Modesty Panel Size:

PN2466CFR/CFL: 36"W (PN3613DMF)

PN2472CFR/CFL: 42"W (PN4213DMF)

PN3066CFR/CFL: 36"W (PN3613DMF)

PN3072CFR/CFL: 42"W (PN4213DMF)

PN2448DFL	24 x 48 x 29	125	55	8.50	\$536	\$76
PN2454DFL	24 x 54 x 29	125	67	11	\$584	\$83
PN2460DFL	24 x 60 x 29	125	70	11	\$610	\$87
PN3048DFL	30 x 48 x 29	150	59	5.50	\$572	\$82
PN3054DFL	30 x 54 x 29	125	76	12	\$587	\$84
PN3060DFL	30 x 60 x 29	125	76	6	\$595	\$85

PN2448DFR	24 x 48 x 29	125	55	8.50	\$536	\$76
PN2454DFR	24 x 54 x 29	125	67	11	\$584	\$83
PN2460DFR	24 x 60 x 29	125	70	11	\$610	\$87
PN3048DFR	30 x 48 x 29	150	59	5.50	\$572	\$82
PN3054DFR	30 x 54 x 29	125	76	12	\$587	\$84
PN3060DFR	30 x 60 x 29	125	76	6	\$595	\$85

Specify PNxxxxDFL for **LEFT** or PNxxxxDFR for **RIGHT**.

Standard with square monopost with base. Connects to Freestanding Desks with metal legs or laminate end panels, **29"H** Freestanding Returns or **29"H** credenza opening. Subtop finish is Granite with black edge. Grommet in worksurface. Shipped in 2 cartons.

Recommended Maximum Modesty Panel Size:

PN2448DFR/DFL: 30"W (PN3013DMF)

PN2454DFR/DFL: 30"W (PN3013DMF)

PN2460DFR/DFL: 36"W (PN3613DMF)

PN3048DFR/DFL: 30"W (PN3013DMF)

PN3054DFR/DFL: 30"W (PN3013DMF)

PN3060DFR/DFL: 36"W (PN3613DMF)

PN3048TFL	30 x 48 x 29	150	59	11	\$572	\$82
PN3054TFL	30 x 54 x 29	125	76	12	\$587	\$84
PN3060TFL	30 x 60 x 29	125	81	12.50	\$595	\$85

PN3048TFR	30 x 48 x 29	150	59	11	\$572	\$82
PN3054TFR	30 x 54 x 29	125	76	12	\$587	\$84
PN3060TFR	30 x 60 x 29	125	81	12.50	\$595	\$85

Specify PNxxxxTFL for **LEFT** or PNxxxxTFR for **RIGHT**.

Standard with square monopost with base. 30"D at connecting end, 24"D at monopost end. Connects to Freestanding Desks with metal legs or laminate end panels, **29"H** Freestanding Returns or **29"H** credenza opening. Subtop finish is Granite with black edge. Grommet in worksurface. Shipped in 2 cartons.

Recommended Maximum Modesty Panel Size:

PN3048TFR/TFL: 30"W (PN3013DMF)

PN3054TFR/TFL: 30"W (PN3013DMF)

PN3060TFR/TFL: 36"W (PN3013DMF)

Required Specifications

Top finish
Monopost finish

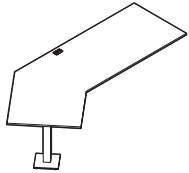
Optional Specifications

HP laminate
POG1, POG3 - additional grommet
PCSG - custom grommet
RSG - remove grommet

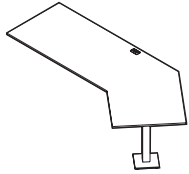
Accessories

Power block
Keyboard tray
Desktop screen
Keyboard tray mounting kit
Wire manager
Keyboard mechanism

CONFERENCE TOPS - OVERLAPPING

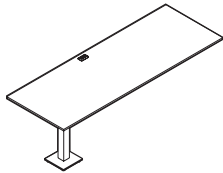


LEFT

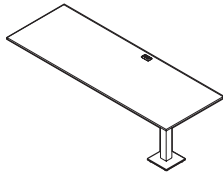


RIGHT

Offset Conference Top, Overlapping

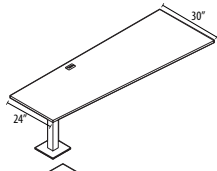


LEFT

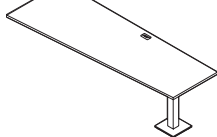


RIGHT

Conference Top, Overlapping



LEFT



RIGHT

Wedge Shaped Overlapping
Conference Top

MODEL#	DIMENSIONS D x W x H	FREIGHT CLASS	WT/LBS.	CUBIC FT.	LIST PRICE	HP ADD
PN2490COL	47 x 90 x 29	150	170	32	\$926	\$98
PN2496COL	47 x 96 x 29	150	172	34	\$939	\$98
PN3090COL	47 x 90 x 29	150	174	32	\$948	\$100
PN3096COL	47 x 96 x 29	100	58.50	6.50	\$958	\$105
PN2490COR	47 x 90 x 29	150	170	32	\$926	\$98
PN2496COR	47 x 96 x 29	150	172	33	\$939	\$98
PN3090COR	47 x 90 x 29	150	174	32	\$948	\$100
PN3096COR	47 x 96 x 29	100	58.50	6.50	\$958	\$105

Specify PNxxxxCOL for **LEFT** or PNxxxxCOR for **RIGHT**.

Standard with square monopost and base. Overlaps **27"H** credenza opening or **27"H** Freestanding Return. Subtop finish is Granite with black edge. Grommet in worksurface. 1" spacer included. Shipped in 2 cartons.

Recommended Maximum Modesty Panel Size:

PN2490COR/COL: 36"W (PN3613DMF)	PN2496COR/COL: 42"W (PN4213DMF)
PN3090COR/COL: 36"W (PN3613DMF)	PN3096COR/COL: 42"W (PN4213DMF)

PN2472DOL	24 x 72 x 29	150	81	19	\$669	\$87
PN2478DOL	24 x 78 x 29	250	85	23	\$719	\$88
PN2484DOL	24 x 84 x 29	150	90	20	\$790	\$88
PN3072DOL	30 x 72 x 29	150	94	19	\$725	\$89
PN3078DOL	30 x 78 x 29	150	101	23	\$739	\$90
PN3084DOL	30 x 84 x 29	92.5	44.50	4	\$794	\$96
PN2472DOR	24 x 72 x 29	150	81	19	\$669	\$87
PN2478DOR	24 x 78 x 29	250	85	23	\$719	\$88
PN2484DOR	24 x 84 x 29	150	90	20	\$790	\$88
PN3072DOR	30 x 72 x 29	150	94	9.50	\$725	\$89
PN3078DOR	30 x 78 x 29	150	101	23	\$739	\$90
PN3084DOR	30 x 84 x 29	92.5	44.50	4	\$794	\$96

Specify PNxxxxDOL for **LEFT** or PNxxxxDOR for **RIGHT**.

Standard with square monopost and base. Overlaps **27"H** credenza opening or **27"H** Freestanding Return. Subtop finish is Granite with black edge. Grommet in worksurface. 1" spacer included. Shipped in 2 cartons.

Recommended Maximum Modesty Panel Size:

PN2472DOR/DOL: 30"W (PN3013DMF)	PN2478DOR/DOL: 30"W (PN3013DMF)	PN2484DOR/DOL: 36"W (PN3613DMF)
PN3072DOR/DOL: 30"W (PN3013DMF)	PN3078DOR/DOL: 30"W (PN3013DMF)	PN3084DOR/DOL: 36"W (PN3613DMF)

PN3072TOL	30 x 72 x 29	150	94	19	\$725	\$98
PN3078TOL	30 x 78 x 29	150	101	23	\$739	\$100
PN3084TOL	30 x 84 x 29	150	114	23	\$794	\$108
PN3072TOR	30 x 72 x 29	150	94	19	\$725	\$98
PN3078TOR	30 x 78 x 29	150	101	23	\$739	\$100
PN3084TOR	30 x 84 x 29	150	114	23	\$794	\$108

Specify PNxxxxDOL for **LEFT** or PNxxxxTOR for **RIGHT**.

Standard with square monopost and base. 30"d at overlapping end, 24"d at monopost end. Overlaps **27"H** Credenza opening or **27"H** Freestanding Return. Grommet in worksurface. 1" spacer included. Shipped in 2 cartons.

Recommended Maximum Modesty Panel Size:

PN3072TOR/TOL: 30"W (PN3013DMF)	PN3078TOR/TOL: 30"W (PN3013DMF)	PN3084TOR/TOL: 36"W (PN3613DMF)
---------------------------------	---------------------------------	---------------------------------

Required Specifications

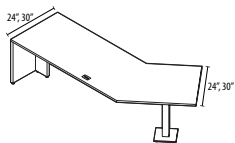
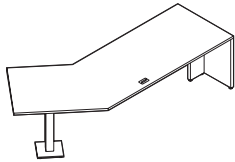
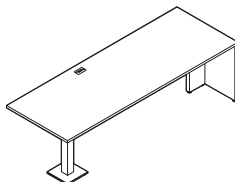
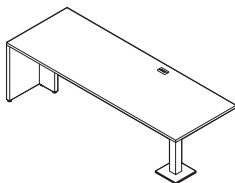
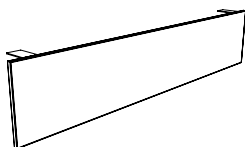
Top finish
Monopost finish

Optional Specifications

HP laminate
POG1, POG3 - additional grommet
PCSG - custom grommet
RSG - remove grommet

Accessories

Power block
Keyboard tray
Desktop screen
Keyboard tray mounting kit
Wire manager
Keyboard mechanism

CONFERENCE TOPS FOR U CONFIGURATIONS

LEFT

RIGHT
Offset Conference Top for U Configurations

LEFT

RIGHT
Conference Top for U Configurations

Laminate Desktop/Modesty Panel

MODEL#	DIMENSIONS	FREIGHT CLASS	WT/LBS.	CUBIC FT.	LIST PRICE	HP ADD
--------	------------	---------------	---------	-----------	------------	--------

D x W x H

PN2490CUL	47 x 90 x 29	150	190	32	\$991	\$134
PN2496CUL	47 x 96 x 29	150	192	33	\$1003	\$136
PN3090CUL	47 x 90 x 29	125	194	32	\$1003	\$136
PN3096CUL	47 x 96 x 29	125	195	32	\$1015	\$137
PN2490CUR	47 x 90 x 29	150	190	32	\$991	\$134
PN2496CUR	47 x 96 x 29	150	192	33	\$1003	\$136
PN3090CUR	47 x 90 x 29	125	194	32	\$1003	\$136
PN3096CUR	47 x 96 x 29	125	195	32	\$1015	\$137

Specify PNxxxxCUL for **LEFT** or PNxxxxCUR for **RIGHT**.

Standard with T base with square monopost and base. End panel is 1" thick. 1.5" thick support gable extends 12" for end panel. Not freestanding, must be connected. Connects to bridges. Grommet in worksurface. Shipped in 2 cartons.

Recommended Maximum Modesty Panel Size:

PN2490CUR/CUL: 60"W (PN6013DMF)	PN2496CUR/CUL: 66"W (PN6613DMF)
PN3090CUR/CUL: 60"W (PN6013DMF)	PN3096CUR/CUL: 66"W (PN6613DMF)

PN2472DUL	24 x 72 x 29	150	105	18	\$798	\$108
PN2478DUL	24 x 78 x 29	150	108	19	\$885	\$120
PN2484DUL	24 x 84 x 29	150	110	20	\$966	\$131
PN3072DUL	30 x 72 x 29	125	114	19	\$852	\$115
PN3078DUL	30 x 78 x 29	150	121	22	\$915	\$124
PN3084DUL	30 x 84 x 29	150	134	23	\$1002	\$136

PN2472DUR	24 x 72 x 29	150	105	18	\$798	\$108
PN2478DUR	24 x 78 x 29	150	108	19	\$885	\$120
PN2484DUR	24 x 84 x 29	150	110	20	\$966	\$131
PN3072DUR	30 x 72 x 29	125	114	19	\$852	\$115
PN3078DUR	30 x 78 x 29	150	121	22	\$915	\$124
PN3084DUR	30 x 84 x 29	150	134	23	\$1002	\$136

Specify PNxxxxDUL for **LEFT** or PNxxxxDUR for **RIGHT**.

Standard with T base with square monopost and base. End panel is 1" thick. 1.5" thick support gable extends 12" for end panel. Not freestanding, must be connected. Connects to bridges. Grommet in worksurface. Shipped in 2 cartons.

Recommended Maximum Modesty Panel Size:

PN2472DUR/DUL: 48"W (PN4813DMF)	PN2478DUR/DUL: 54"W (PN5413DMF)	PN2484DUR/DUL: 60"W (PN6013DMF)
PN3072DUR/DUL: 48"W (PN4813DMF)	PN3078DUR/DUL: 54"W (PN5413DMF)	PN3084DUR/DUL: 60"W (PN6013DMF)

PN3013DML	.25 x 30 x 13	85	10	.75	\$278
PN3613DML	.25 x 36 x 13	70	12	.75	\$301
PN4213DML	.25 x 42 x 13	70	14	.75	\$325
PN4813DML	.25 x 48 x 13	70	16	1	\$338
PN5413DML	.25 x 54 x 13	70	18	1	\$380
PN6013DML	.25 x 60 x 13	70	20	1.50	\$445
PN6613DML	.25 x 66 x 13	70	22	1.50	\$459
PN7213DML	.25 x 72 x 13	70	24	1.50	\$473
PN7813DML	.25 x 78 x 13	70	26	1.70	\$556
PN8413DML	.25 x 84 x 13	70	28	1.70	\$690

Attaches to worksurface with black "L" brackets. Laminate modesty panels up to 54"w include two brackets. Panels 60" and wider have three brackets. Specify a nominal size 6" shorter than worksurface size. If using modesty with overlapping worksurface or lower storage, contact customer care.

Required Specifications

Top finish
Base finish
Monopost finish

Optional Specifications

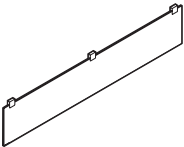
HP laminate
POG1, POG3 - additional grommet
PCSG - custom grommet
RSG - remove grommet

Accessories

Power block
Keyboard tray
Desktop screen
Keyboard tray mounting kit
Wire manager
Keyboard mechanism

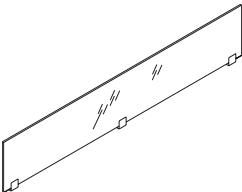
DESKTOP AND MODESTY PANELS

Fabric Desktop/Modesty Panel



MODEL#	DIMENSIONS D x W x H	FREIGHT CLASS	WT/LBS.	CUBIC FT.	LIST PRICE	HP ADD
PN3013DMF	.37 x 30 x 13	250	3	1	1	\$349
					2	\$375
					3	\$395
					4	\$424
PN3613DMF	.37 x 36 x 13	250	3.60	1	1	\$368
					2	\$400
					3	\$424
					4	\$462
PN4213DMF	.37 x 42 x 13	150	4.20	1	1	\$388
					2	\$420
					3	\$445
					4	\$482
PN4813DMF	.37 x 48 x 13	250	4.80	1.50	1	\$397
					2	\$435
					3	\$465
					4	\$509
PN5413DMF	.37 x 54 x 13	250	5.40	1.50	1	\$415
					2	\$458
					3	\$493
					4	\$545
PN6013DMF	.37 x 60 x 13	150	6	1.50	1	\$440
					2	\$484
					3	\$519
					4	\$571
PN6613DMF	.37 x 66 x 13	150	6.60	1.50	1	\$516
					2	\$565
					3	\$606
					4	\$665
PN7213DMF	.37 x 72 x 13	150	7.20	1.75	1	\$550
					2	\$606
					3	\$650
					4	\$717
PN7813DMF	.37 x 78 x 13	150	7.80	1.75	1	\$555
					2	\$617
					3	\$667
					4	\$741

Panels up to 54" w have two clamps. Panels 60" and wider have three clamps. **When used as a modesty panel, specify a nominal size 6" shorter than worksurface size.**



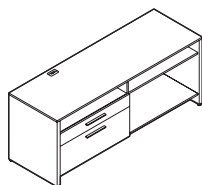
Frosted Glass Desktop/Modesty Panel

PN3013DG	.25 x 30 x 13	85	10	.75	\$262
PN3613DG	.25 x 36 x 13	70	14	.75	\$275
PN4213DG	.25 x 42 x 13	70	16	.75	\$299
PN4813DG	.25 x 48 x 13	70	20	1	\$311
PN5413DG	.25 x 54 x 13	70	22	1	\$349
PN6013DG	.25 x 60 x 13	70	24	1.50	\$409
PN6613DG	.25 x 66 x 13	70	26	1.50	\$422
PN7213DG	.25 x 72 x 13	70	28	1.50	\$434

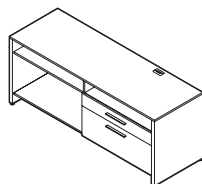
Panels up to 54" w have two clamps. Panels 60" and wider have three clamps. When used as a modesty panel, specify a nominal size 6" shorter than worksurface size. If using modesty with overlapping worksurface or lower storage, contact customer care.

Required Specifications
Fabric (PNxxxxDMF)

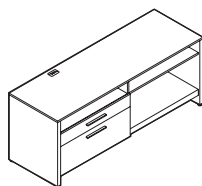
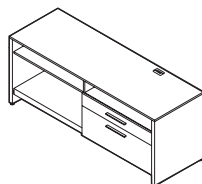
29"H CREDENZAS



29"H Credenza - LEFT



29"H Credenza - RIGHT

29"H Credenza w/Pull-Out
Equipment Tray - LEFT29"H Credenza w/Pull-Out
Equipment Tray - RIGHT

MODEL#	DIMENSIONS	FREIGHT CLASS	WT./LBS.	CUBIC FT.	LIST PRICE	HP ADD
--------	------------	---------------	----------	-----------	------------	--------

D x W x H

PN2984CRL	24 x 84 x 29	100	320	33.83	\$1420	\$164
PN2972CRL	24 x 72 x 29	92.5	290	29	\$1347	\$160
PN2966CRL	24 x 66 x 29	100	265	31	\$1332	\$162
PN2960CRL	24 x 60 x 29	92.5	242	24.17	\$1312	\$151

Standard with locking 34"W box and lateral file drawer on **left**. File bars included for front-to-back letter and legal filing capability. Lock on file drawer secures both drawers. Adjustable 6 position shelf. Wire management grommet on surface and internal pass-through behind equipment shelf. Connects to flush returns, flush bridges and flush conference tops. Shipped Fully Assembled.

PN2984CRR	24 x 84 x 29	100	320	33.83	\$1420	\$164
PN2972CRR	24 x 72 x 29	92.5	290	29	\$1347	\$160
PN2966CRR	24 x 66 x 29	100	265	31	\$1332	\$162
PN2960CRR	24 x 60 x 29	92.5	242	24.17	\$1312	\$151

Standard with locking 34"W box and lateral file drawer on **right**. File bars included for front-to-back letter and legal filing capability. Lock on file drawer secures both drawers. Adjustable 6 position shelf. Wire management grommet on surface and internal pass-through behind equipment shelf. Connects to flush returns, flush bridges and flush conference tops. Shipped Fully Assembled.

PN2984CPL	24 x 84 x 29	100	320	33.83	\$1604	\$172
PN2978CPL	24 x 78 x 29	100	310	36	\$1561	\$175
PN2972CPL	24 x 72 x 29	92.5	290	29	\$1522	\$170
PN2966CPL	24 x 66 x 29	100	270	31	\$1465	\$171
PN2960CPL	24 x 60 x 29	92.5	242	24.17	\$1427	\$156

Standard with locking 34"W box and lateral file drawer on **left**. File bars included for front-to-back letter and legal filing capability. Lock on file drawer secures both drawers. Adjustable 6 position shelf. Pull-out equipment shelf can support up to 80lbs. Wire management grommet on surface and internal pass-through behind equipment shelf. Connects to flush returns, flush bridges and flush conference tops. Shipped Fully Assembled.

PN2984CPR	24 x 84 x 29	100	320	33.83	\$1604	\$172
PN2978CPR	24 x 78 x 29	100	310	36	\$1561	\$175
PN2972CPR	24 x 72 x 29	92.5	290	29	\$1522	\$170
PN2966CPR	24 x 66 x 29	100	270	31	\$1465	\$171
PN2960CPR	24 x 60 x 29	92.5	242	24.17	\$1427	\$156

Standard with locking 34"W box and lateral file drawer on **right**. File bars included for front-to-back letter and legal filing capability. Lock on file drawer secures both drawers. Adjustable 6 position shelf. Pull-out equipment shelf can support up to 80lbs. Wire management grommet on surface and internal pass-through behind equipment shelf. Connects to flush returns, flush bridges and flush conference tops. Shipped Fully Assembled.

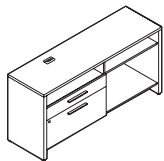
Required Specifications

Top finish
Base finish
Drawer front finish

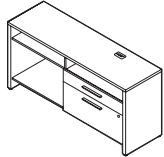
Optional Specifications

HP laminate
POG1, POG3 - additional grommet
PCSG - custom grommet
RSG - remove grommet

29"H CREDENZAS



LEFT



RIGHT

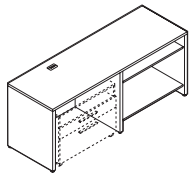
29"H Narrow Credenza**

MODEL#	DIMENSIONS D x W x H	FREIGHT CLASS	WT/LBS.	CUBIC FT.	LIST PRICE	HP ADD
PN2954NCL	20 x 54 x 29	92.5	250	22	\$1298	\$176
PN2960NCL	20 x 60 x 29	92.5	260	24	\$1315	\$178

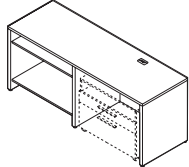
PN2954NCR	20 x 54 x 29	92.5	250	22	\$1298	\$176
PN2960NCR	20 x 60 x 29	92.5	260	24	\$1315	\$178

Specify PNxxxxNCL for **LEFT** or PNxxxxNCR for **RIGHT**.

20"D. Standard with 30"W box and lateral file drawer. Front-to-back letter and legal filing capability. Lock on file drawer secures both drawers. Adjustable 6 position shelf. Wire management grommet on surface and internal pass-through behind lower shelf. Connects to flush returns, flush bridges and flush conference tops. File bars included. Shipped Fully Assembled.



LEFT



RIGHT

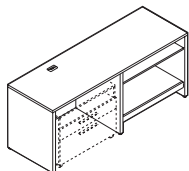
29"H Credenza for Mobile Lateral File*

PN2966MCL	24 x 66 x 29	125	244	31	\$1038	\$141
PN2972MCL	24 x 72 x 29	125	252	34	\$1061	\$144
PN2978MCL	24 x 78 x 29	125	260	36	\$1096	\$148
PN2984MCL	24 x 84 x 29	125	268	39.50	\$1145	\$155

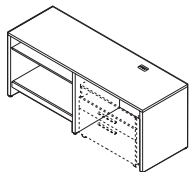
PN2966MCR	24 x 66 x 29	125	244	31	\$1038	\$141
PN2972MCR	24 x 72 x 29	125	252	34	\$1061	\$144
PN2978MCR	24 x 78 x 29	125	260	36	\$1096	\$148
PN2984MCR	24 x 84 x 29	125	268	39	\$1145	\$155

Specify PNxxxxMCL for **LEFT** or PNxxxxMCR for **RIGHT**.

Standard with 42" w space for lateral file. Adjustable 6 position shelf. Wire management grommet on surface and internal pass-through behind lower shelf. Connects to flush returns, flush bridges and flush conference tops. Accepts all mobile lateral file units. Shipped Fully Assembled.



LEFT



RIGHT

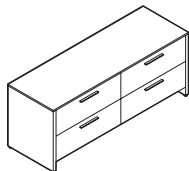
29"H Credenza for Mobile Lateral File w/Pull-Out Equipment Tray*

PN2966MPL	24 x 66 x 29	100	250	31	\$1180	\$160
PN2972MPL	24 x 72 x 29	125	258	34	\$1215	\$164
PN2978MPL	24 x 78 x 29	125	268	36	\$1252	\$169
PN2984MPL	24 x 84 x 29	125	274	39.50	\$1293	\$175

PN2966MPR	24 x 66 x 29	100	250	31	\$1180	\$160
PN2972MPR	24 x 72 x 29	125	258	34	\$1215	\$164
PN2978MPR	24 x 78 x 29	125	268	36	\$1252	\$169
PN2984MPR	24 x 84 x 29	125	274	39.50	\$1293	\$175

Specify PNxxxxMPL for **LEFT** or PNxxxxMPR for **RIGHT**.

Standard with 42" w space for lateral file, adjustable 6 position shelf, and pull-out equipment shelf that can support up to 80lbs. Grommet in worksurface and internal pass-through behind equipment shelf. Connects to flush returns, flush bridges and flush conference tops. Accepts all mobile lateral file units. Shipped Fully Assembled.



29"H Lateral File Credenza**

PN2972LF	24 x 72 x 29	92.5	290	29	\$1602	\$204
----------	--------------	------	-----	----	---------------	--------------

Standard with four lateral file drawers. File bars included for front-to-back letter and legal filing capability. Lock on lower drawer secures both drawers. Anti-tip mechanism. Shipped Fully Assembled.


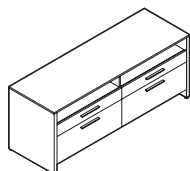

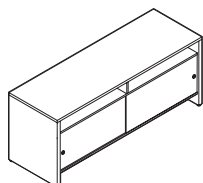
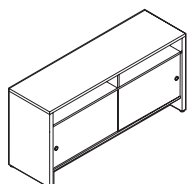
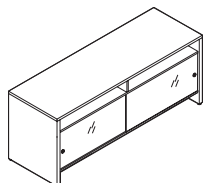
Required Specifications

Top finish
Base finish
Drawer front finish**

Optional Specifications

HP laminate
POG1, POG3 - additional grommet*
PCSG - custom grommet *
RSG - remove grommet*

29"H CREDENZAS

**29"H Single Lateral File Credenza*****29"H Double Credenza*****29"H Single Credenza*****29"H Credenza w/Sliding Laminate Doors*****29"H Narrow Credenza
w/Sliding Laminate Doors*****29"H Credenza w/Sliding Glass Doors**

MODEL#

DIMENSIONS

FREIGHT CLASS

WT/LBS.

CUBIC FT.

LIST PRICE

HP ADD

D x W x H

PN2937LFS

24 x 37 x 29

100

155

18

\$1085**\$147**

Standard with two lateral file drawers. File bars included for front-to-back letter and legal filing capability. Lock on lower drawer secures both drawers. Anti-tip mechanism. Shipped Fully Assembled.

PN2972CRD

24 x 72 x 29

92.5

290

29

\$1541**\$190**

Standard with 34"w box and lateral file drawer on each side. File bars included for front-to-back letter and legal filing capability. Lock on file drawer secures both drawers. Shipped Fully Assembled.

PN2937CRS

24 x 37 x 29

100

145

18

\$1085**\$147**

Standard with 34"w box and lateral file drawer. File bars included for front-to-back letter and legal filing capability. Lock on file drawer secures both drawers. Shipped Fully Assembled.

PN2960CLS

24 x 60 x 29

100

265

28.25

\$1257**\$170**

PN2966CLS

24 x 66 x 29

100

277

31

\$1294**\$175**

PN2972CLS

24 x 72 x 29

100

289

34

\$1317**\$178**

PN2978CLS

24 x 78 x 29

100

301

36

\$1382**\$187**

PN2984CLS

24 x 84 x 29

100

337

39.50

\$1438**\$194**

Standard with sliding laminate doors in upper plastic track. Recessed brushed aluminum finger pulls. No lock. Shipped Fully Assembled.

PN2954NLS

20 x 54 x 29

92.5

235

22

\$1215**\$164**

PN2960NLS

20 x 60 x 29

92.5

245

24

\$1237**\$167**

20"D. Standard with sliding laminate doors in upper plastic track. Recessed brushed aluminum finger pulls. No lock. Shipped Fully Assembled.

PN2960CGS

24 x 60 x 29

100

265

28.25

\$1586**\$215**

PN2966CGS

24 x 66 x 29

100

277

31

\$1646**\$223**

PN2972CGS

24 x 72 x 29

100

289

34

\$1755**\$237**

PN2978CGS

24 x 78 x 29

100

301

36

\$1841**\$249**

PN2984CGS

24 x 84 x 29

100

337

39.50

\$1940**\$262**

Standard with sliding glass doors in upper aluminum track. Satin etched 6mm glass. Brushed aluminum finger pulls. No lock. Shipped Fully Assembled.

Required Specifications

Top finish

Base finish

Drawer front finish*

Optional Specifications

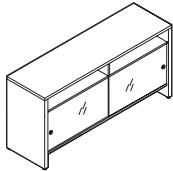
HP laminate

POG1, POG3 - additional grommet

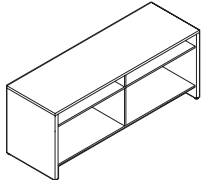
PCSG - custom grommet

RSG - remove grommet

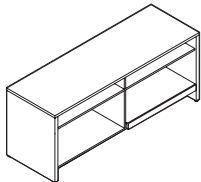
29"H CREDENZAS



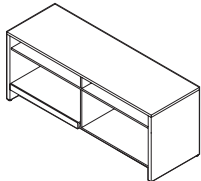
**29"H Narrow Credenza
w/Sliding Glass Doors**



29"H Open Credenza

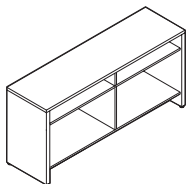


LEFT

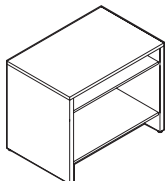


RIGHT

**29"H Open Credenza
w/Pull-Out Equipment Tray**



29"H Narrow Open Credenza



29"H Single Open Credenza

MODEL#	DIMENSIONS	FREIGHT CLASS	WT/LBS.	CUBIC FT.	LIST PRICE	HP ADD
--------	------------	---------------	---------	-----------	------------	--------

D x W x H

PN2954NGS	20 x 54 x 29	92.5	235	22	\$1530	\$207
PN2960NGS	20 x 60 x 29	92.5	245	24	\$1578	\$213

20"D. Standard with sliding glass doors in upper aluminum track. Satin etched 6mm glass. Brushed aluminum finger pulls. No lock. Shipped Fully Assembled.

PN2960CO	24 x 60 x 29	92.5	296	28.25	\$1057	\$143
PN2966CO	24 x 66 x 29	100	306	31	\$1094	\$148
PN2972CO	24 x 72 x 29	100	316	34	\$1119	\$152
PN2978CO	24 x 78 x 29	100	326	36	\$1184	\$160
PN2984CO	24 x 84 x 29	100	336	39.50	\$1242	\$168

Open storage with adjustable 6 position upper shelves with pass-throughs at back of lower shelves. Connects to flush returns, flush bridges and flush conference tops. Shipped Fully Assembled.

PN2960POL	24 x 60 x 29	92.5	302	28.25	\$1273	\$172
PN2966POL	24 x 66 x 29	92.5	312	31	\$1311	\$177
PN2972POL	24 x 72 x 29	100	322	34	\$1336	\$181
PN2978POL	24 x 78 x 29	100	332	36	\$1396	\$189
PN2984POL	24 x 84 x 29	100	342	39.50	\$1420	\$192

PN2960POR	24 x 60 x 29	92.5	302	28.25	\$1273	\$172
PN2966POR	24 x 66 x 29	92.5	312	31	\$1311	\$177
PN2972POR	24 x 72 x 29	100	322	34	\$1336	\$181
PN2978POR	24 x 78 x 29	100	332	36	\$1396	\$189
PN2984POR	24 x 84 x 29	100	342	39.50	\$1420	\$192

Specify PNxxxxPOL for **LEFT** or PNxxxxPOR for **RIGHT**.

Open storage with adjustable 6 position upper shelves. Pass-throughs at back of lower shelves. Pull-out equipment tray can support up to 80lbs. Connects to flush returns, flush bridges and flush conference tops. Shipped Fully Assembled.

PN2954NO	20 x 54 x 29	100	215	22	\$1010	\$137
PN2960NO	20 x 60 x 29	100	215	22	\$1036	\$140

20"D open storage. Adjustable 6 position upper shelves with pass-throughs at back of lower shelves. Connects to flush returns, flush bridges and flush conference tops. Shipped Fully Assembled.

PN2924CO	24 x 24 x 29	85	148	12	\$672	\$91
PN2930CO	24 x 30 x 29	92.5	153	15	\$679	\$92
PN2936CO	24 x 36 x 29	100	158	18	\$710	\$96

Open storage with adjustable 6 position upper shelf with pass-through at back of lower shelf. Connects to flush returns, flush bridges and flush conference tops. Shipped Fully Assembled.

Required Specifications

Top finish
Base finish

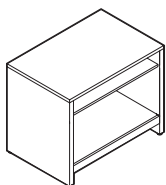
Optional Specifications

HP laminate
Grommet

Accessories

Power block
Wire manager

29"H CREDENZAS



**29"H Single Open Credenza
w/Pull-Out Equipment Tray**

MODEL#

DIMENSIONS

FREIGHT CLASS

WT./LBS.

CUBIC FT.

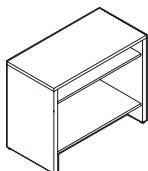
LIST PRICE

HP ADD

D x W x H

PN2924PO	24 x 24 x 29	85	154	12	\$815	\$110
PN2930PO	24 x 30 x 29	92.5	159	15	\$822	\$111
PN2936PO	24 x 36 x 29	100	164	18	\$853	\$116

Open storage with adjustable 6 position upper shelf. Pass-through at back of lower shelf. Pull-out equipment tray can support up to 80lbs. Connects to flush returns, flush bridges and flush conference tops. Shipped Fully Assembled.

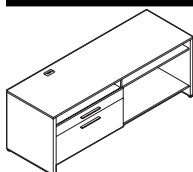


29"H Single Narrow Open Credenza

PN2924NO	20 x 24 x 29	85	148	10	\$640	\$87
PN2930NO	20 x 30 x 29	92.5	153	13	\$647	\$88
PN2936NO	20 x 36 x 29	92.5	158	15	\$678	\$92

20"D open storage. Adjustable 6 position upper shelf with pass-through at back of lower shelf. Connects to flush returns, flush bridges and flush conference tops. Shipped Fully Assembled.

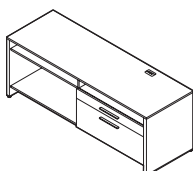
27"H CREDENZAS



27"H Credenza - LEFT *

PN2760CRL	24 x 60 x 27	92.5	241	22.50	\$1299	\$146
PN2766CRL	24 x 66 x 27	100	262	29	\$1319	\$154
PN2772CRL	24 x 72 x 27	92.5	290	27	\$1332	\$154
PN2778CRL	24 x 78 x 27	100	290	34	\$1373	\$161
PN2784CRL	24 x 84 x 27	92.5	335	31.50	\$1407	\$159

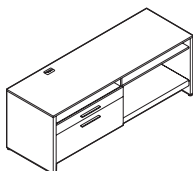
Standard with locking 34"W box and lateral file drawer on **left**. File bars included for front-to-back letter and legal filing capability. Lock on file drawer secures both drawers. Adjustable 6 position shelf. Wire management grommet on surface and internal pass-through behind equipment shelf. Supports overlapping returns, bridges, and conference tops that have a 1" spacer (example: PN24600MR). Cannot nest under 29"H products with metal legs. Shipped Fully Assembled.



27"H Credenza - RIGHT *

PN2760CRR	24 x 60 x 27	92.5	241	22.50	\$1299	\$146
PN2766CRR	24 x 66 x 27	100	262	29	\$1319	\$154
PN2772CRR	24 x 72 x 27	92.5	290	27	\$1332	\$154
PN2778CRR	24 x 78 x 27	100	290	34	\$1373	\$161
PN2784CRR	24 x 84 x 27	92.5	335	31.50	\$1407	\$159

Standard with locking 34"W box and lateral file drawer on **right**. File bars included for front-to-back letter and legal filing capability. Lock on file drawer secures both drawers. Adjustable 6 position shelf. Wire management grommet on surface and internal pass-through behind equipment shelf. Supports overlapping returns, bridges, and conference tops that have a 1" spacer (example: PN24600MR). Cannot nest under 29"H products with metal legs. Shipped Fully Assembled.



**27"H Credenza w/Pull-Out
Equipment Tray - LEFT***

PN2760CPL	24 x 60 x 27	92.5	241	22.50	\$1414	\$152
PN2766CPL	24 x 66 x 27	100	267	29	\$1452	\$163
PN2772CPL	24 x 72 x 27	92.5	290	27	\$1510	\$165
PN2778CPL	24 x 78 x 27	100	300	34	\$1548	\$172
PN2784CPL	24 x 84 x 27	92.5	335	31.50	\$1591	\$173

Standard with locking 34"W box and lateral file drawer on **left**. File bars included for front-to-back letter and legal filing capability. Lock on file drawer secures both drawers. Adjustable 6 position shelf. Pull-out equipment tray can support up to 80 lbs. Wire management grommet on surface and internal pass-through behind equipment shelf. Supports overlapping returns, bridges, and conference tops that have a 1" spacer (example: PN24600MR). Cannot nest under 29"H products with metal legs. Shipped Fully Assembled.

Required Specifications

Top finish
Base finish
Drawer/door front finish*

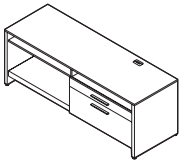
Optional Specifications

HP laminate
Grommet

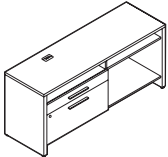
Accessories

Power block
Wire manager

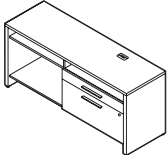
27"H CREDENZAS



27"H Credenza w/Pull-Out Equipment Tray - RIGHT*

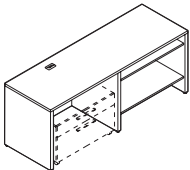


LEFT

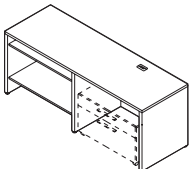


RIGHT

27"H Narrow Credenza



LEFT



RIGHT

27"H Credenza for Mobile Lateral File

MODEL#	DIMENSIONS D x W x H	FREIGHT CLASS	WT/LBS.	CUBIC FT.	LIST PRICE	HP ADD
PN2760CPR	24 x 60 x 27	92.5	241	22.50	\$1414	\$152
PN2766CPR	24 x 66 x 27	100	267	29	\$1452	\$163
PN2772CPR	24 x 72 x 27	92.5	290	27	\$1510	\$165
PN2778CPR	24 x 78 x 27	100	300	34	\$1548	\$172
PN2784CPR	24 x 84 x 27	92.5	335	31.50	\$1591	\$173

Standard with locking 34"W box and lateral file drawer on **right**. File bars included for front-to-back letter and legal filing capability. Lock on file drawer secures both drawers. Adjustable 6 position shelf. Pull-out equipment tray can support up to 80 lbs. Wire management grommet on surface and internal pass-through behind equipment shelf. Supports overlapping returns, bridges, and conference tops that have a 1" spacer (example: PN24600MR). Cannot nest under 29"H products with metal legs. Shipped Fully Assembled.

PN2754NCL	20 x 54 x 27	92.5	250	22	\$1263	\$171
PN2760NCL	20 x 60 x 27	92.5	260	24	\$1280	\$173

PN2754NCR	20 x 54 x 27	92.5	250	22	\$1263	\$171
PN2760NCR	20 x 60 x 27	92.5	260	24	\$1280	\$173

Specify PNxxxxNCL for **LEFT** or PNxxxxNCR for **RIGHT**.

20"D. Standard with 30"W box and lateral file drawer. Front-to-back letter and legal filing capability. Lock on file drawer secures both drawers. Adjustable 6 position shelf. Wire management grommet on surface and internal pass-through at back of lower shelf. Supports overlapping returns, bridges, and conference tops that have a 1" spacer (example: PN24600MR). Cannot nest under 29"H products with metal legs. File bars included. Shipped Fully Assembled.

PN2766MCL	24 x 66 x 27	100	244	29	\$1025	\$139
PN2772MCL	24 x 72 x 27	125	252	31.75	\$1048	\$142
PN2778MCL	24 x 78 x 27	125	260	34	\$1081	\$147
PN2784MCL	24 x 84 x 27	125	268	37	\$1132	\$153

PN2766MCR	24 x 66 x 27	100	244	29	\$1025	\$139
PN2772MCR	24 x 72 x 27	125	252	31.75	\$1048	\$142
PN2778MCR	24 x 78 x 27	125	260	34	\$1083	\$147
PN2784MCR	24 x 84 x 27	125	268	37	\$1132	\$153

Specify PNxxxxMCL for **LEFT** or PNxxxxMCR for **RIGHT**.

Standard with 42"W space for lateral file. Adjustable 6 position shelf. Wire management grommet on surface and internal pass-through at back of lower shelf. Supports overlapping returns, bridges, and conference tops that have a 1" spacer (example: PN24600MR). Cannot nest under 29"H products with metal legs. Accepts mobile lateral file units: PN21MLSF and PN22MLBF with and without cushions, and PN25MLSBF without cushions. Shipped Fully Assembled.

Required Specifications

Top finish
Base finish
Drawer/door front finish*

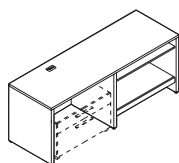
Optional Specifications

HP laminate
Grommet
RSG - remove grommet

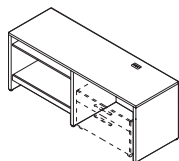
Accessories

Power block
Wire manager

27"H CRENZAS



LEFT



RIGHT

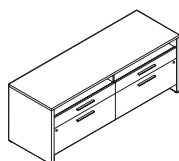
**27"H Credenza for Mobile Lateral File
w/Pull-Out Equipment Tray**

MODEL#	DIMENSIONS D x W x H	FREIGHT CLASS	WT./LBS.	CUBIC FT.	LIST PRICE	HP ADD
PN2766MPL	24 x 66 x 27	100	250	29	\$1167	\$158
PN2772MPL	24 x 72 x 27	100	258	31.75	\$1202	\$163
PN2778MPL	24 x 78 x 27	125	268	34	\$1225	\$168
PN2784MPL	24 x 84 x 27	125	274	37	\$1262	\$173

PN2766MPR	24 x 66 x 27	100	250	29	\$1167	\$158
PN2772MPR	24 x 72 x 27	100	258	31.75	\$1202	\$163
PN2778MPR	24 x 78 x 27	125	268	34	\$1239	\$168
PN2784MPR	24 x 84 x 27	125	274	37	\$1280	\$173

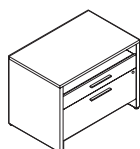
Specify PNxxxxMPL for **LEFT** or PNxxxxMPR for **RIGHT**.

Standard with 42"W space for lateral file, adjustable 6 position shelf, and pull-out equipment shelf that can support up to 80lbs. Wire management grommet in surface and internal pass-through at back of pull-out equipment shelf. Supports overlapping returns, bridges, and conference tops that have a 1" spacer (example: PN2460OMR). Cannot nest under 29"H products with metal legs. Accepts mobile lateral file units: PN21MLSF and PN22MLBF with and without cushions, and PN25MLSBF without cushions. Shipped Fully Assembled.


27"H Double Credenza*

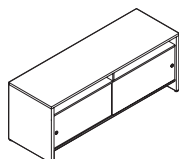
PN2772CRD	24 x 72 x 27	100	290	31.75	\$1512	\$190
-----------	--------------	-----	-----	-------	---------------	--------------

Standard with locking 34"W box and lateral file drawer on each side. File bars included for front-to-back letter and legal filing capability. Lock on file drawer secures both drawers. Shipped Fully Assembled.


27"H Single Credenza*

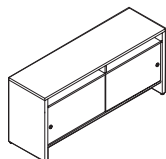
PN2737CRS	24 x 37 x 27	100	145	18	\$1055	\$143
-----------	--------------	-----	-----	----	---------------	--------------

Standard with 34"W box and lateral file drawer. Lock on file drawer secures both drawers. File bars included for front-to-back letter and legal filing capability. Shipped Fully Assembled.


27"H Credenza w/Sliding Laminate Doors*

PN2760CLS	24 x 60 x 27	92.5	265	26.50	\$1244	\$168
PN2766CLS	24 x 66 x 27	100	277	29	\$1281	\$173
PN2772CLS	24 x 72 x 27	100	289	31.75	\$1304	\$177
PN2778CLS	24 x 78 x 27	100	301	34	\$1369	\$185
PN2784CLS	24 x 84 x 27	100	337	37	\$1425	\$193

Standard with sliding laminate doors in upper plastic track. Recessed brushed aluminum finger pulls. No lock. Shipped Fully Assembled.


**27"H Narrow Credenza
w/Sliding Laminate Doors***

PN2754NLS	20 x 54 x 27	92.5	235	21	\$1202	\$163
PN2760NLS	20 x 60 x 27	92.5	245	22	\$1224	\$166

20"D. Standard with sliding laminate doors in upper plastic track. Recessed brushed aluminum finger pulls. No lock. Shipped Fully Assembled.

Required Specifications

Top finish
Base finish
Drawer/door front finish*

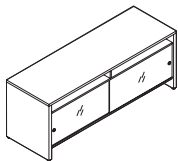
Optional Specifications

HP laminate
Grommet

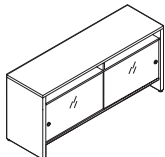
Accessories

Power block
Wire manager

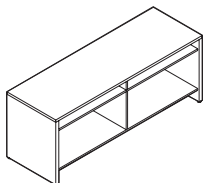
27"H CREDENZAS



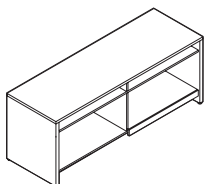
27"H Credenza w/Sliding Glass Doors



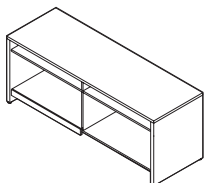
27"H Narrow Credenza w/Sliding Glass Doors



27"H Open Credenza

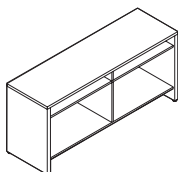


LEFT



RIGHT

27"H Open Credenza w/Pull-Out Equipment Tray



27"H Narrow Open Credenza

MODEL#	DIMENSIONS	FREIGHT CLASS	WT/LBS.	CUBIC FT.	LIST PRICE	HP ADD
--------	------------	---------------	---------	-----------	------------	--------

D x W x H

PN2760CGS	24 x 60 x 27	92.5	265	26.50	\$1572	\$213
PN2766CGS	24 x 66 x 27	100	277	29	\$1632	\$221
PN2772CGS	24 x 72 x 27	100	289	31.75	\$1750	\$237
PN2778CGS	24 x 78 x 27	100	301	34	\$1826	\$247
PN2784CGS	24 x 84 x 27	100	337	37	\$1926	\$260

Standard with sliding glass doors in upper aluminum track. Satin etched 6mm glass. Brushed aluminum finger pulls. No lock. Shipped Fully Assembled.

PN2754NGS	20 x 54 x 27	92.5	235	21	\$1516	\$205
PN2760NGS	20 x 60 x 27	92.5	245	22	\$1564	\$212

20"D. Standard with sliding glass doors in upper aluminum track. Satin etched 6mm glass. Brushed aluminum finger pulls. No lock. Shipped Fully Assembled.

PN2760CO	24 x 60 x 27	92.5	296	26.50	\$1057	\$143
PN2766CO	24 x 66 x 27	92.5	306	29	\$1094	\$148
PN2772CO	24 x 72 x 27	100	316	31.75	\$1119	\$152
PN2778CO	24 x 78 x 27	100	326	34	\$1184	\$160
PN2784CO	24 x 84 x 27	100	336	37	\$1242	\$168

Open storage with adjustable 6 position upper shelves with pass-throughs at back of lower shelves. Supports overlapping returns, bridges, and conference tops that have a 1" spacer (example: PN24600MR). Cannot nest under 29"H products with metal legs. Shipped Fully Assembled.

PN2760POL	24 x 60 x 27	92.5	302	26.50	\$1260	\$170
PN2766POL	24 x 66 x 27	92.5	312	29	\$1298	\$176
PN2772POL	24 x 72 x 27	92.5	322	31.75	\$1323	\$179
PN2778POL	24 x 78 x 27	100	332	34	\$1384	\$187
PN2784POL	24 x 84 x 27	100	342	37	\$1407	\$190

PN2760POR	24 x 60 x 27	92.5	302	26.50	\$1260	\$170
PN2766POR	24 x 66 x 27	92.5	312	29	\$1298	\$176
PN2772POR	24 x 72 x 27	92.5	322	31.75	\$1323	\$179
PN2778POR	24 x 78 x 27	100	332	34	\$1384	\$187
PN2784POR	24 x 84 x 27	100	342	37	\$1407	\$190

Specify PNxxxxPOL for **LEFT** or PNxxxxPOR for **RIGHT**.

Open storage with adjustable 6 position upper shelves with pass-throughs at back of lower shelves, and pull-out equipment tray that can support up to 80lbs. Supports overlapping returns, bridges, and conference tops that have a 1" spacer (example: PN24600MR). Cannot nest under 29"H products with metal legs. Shipped Fully Assembled.

PN2754NO	20 x 54 x 27	92.5	215	21	\$1010	\$137
PN2760NO	20 x 60 x 27	92.5	225	22	\$1036	\$140

20"D open storage. Adjustable 6 position upper shelves with pass-throughs at back of lower shelves. Supports overlapping returns, bridges, and conference tops that have a 1" spacer (example: PN24600MR). Cannot nest under 29"H products with metal legs. Shipped Fully Assembled.

Required Specifications

Top finish
Base finish

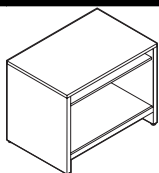
Optional Specifications

HP laminate
Grommet

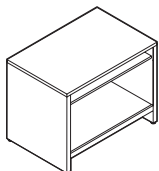
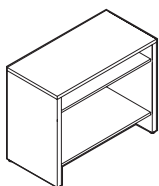
Accessories

Power block

27"H CREDENZAS



27"H Single Open Credenza

27"H Single Open Credenza
w/Pull-Out Equipment Tray

27"H Single Narrow Open Credenza

MODEL#	DIMENSIONS	FREIGHT CLASS	WT/LBS.	CUBIC FT.	LIST PRICE	HP ADD
--------	------------	---------------	---------	-----------	------------	--------

D x W x H

PN2724CO	24 x 24 x 27	85	148	11	\$659	\$89
PN2730CO	24 x 30 x 27	92.5	153	14	\$666	\$90
PN2736CO	24 x 36 x 27	100	158	16	\$697	\$95

Open storage with adjustable 6 position upper shelf with pass-through at back of lower shelf. Supports overlapping returns, bridges, and conference tops that have a 1" spacer (example: PN24600MR). Cannot nest under 29"H products with metal legs. Shipped Fully Assembled.

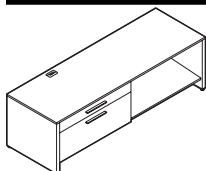
PN2724PO	24 x 24 x 27	85	154	11	\$802	\$109
PN2730PO	24 x 30 x 27	92.5	159	14	\$809	\$110
PN2736PO	24 x 36 x 27	92.5	164	16	\$840	\$114

Open storage with adjustable 6 position upper shelf with pass-through at back of lower shelf, and pull-out equipment tray that can support up to 80lbs. Supports overlapping returns, bridges, and conference tops that have a 1" spacer (example: PN24600MR). Cannot nest under 29"H products with metal legs. Shipped Fully Assembled.

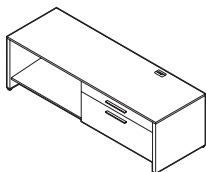
PN2724NO	20 x 24 x 27	85	148	10	\$627	\$85
PN2730NO	20 x 30 x 27	85	153	12	\$634	\$86
PN2736NO	20 x 36 x 27	92.5	158	14	\$665	\$90

20"D open storage. Adjustable 6 position upper shelf with pass-through at back of lower shelf. Supports overlapping returns, bridges, and conference tops that have a 1" spacer (example: PN24600MR). Cannot nest under 29"H products with metal legs. Shipped Fully Assembled.

23"H CREDENZAS



LEFT



RIGHT

23"H Credenza*

PN2360CRL	24 x 60 x 23	100	190	19.17	\$1083	\$134
PN2366CRL	24 x 66 x 23	100	227	25	\$1107	\$141
PN2372CRL	24 x 72 x 23	100	228	23	\$1125	\$139
PN2378CRL	24 x 78 x 23	100	248	30	\$1150	\$145
PN2384CRL	24 x 84 x 23	100	266	26.83	\$1172	\$145

PN2360CRR	24 x 60 x 23	100	190	19.17	\$1083	\$134
PN2366CRR	24 x 66 x 23	100	227	25	\$1107	\$141
PN2372CRR	24 x 72 x 23	100	228	23	\$1125	\$139
PN2378CRR	24 x 78 x 23	100	248	30	\$1150	\$145
PN2384CRR	24 x 84 x 23	100	266	26.83	\$1172	\$145

Standard with 34"W box and lateral file drawer. File bars included for front-to-back letter and legal filing capability. Lock on file drawer secures both drawers. Wire management grommet on surface and internal pass-through at back of lower shelf. Supports Overlapping Return with metal leg and spacer for 23"H credenza, Overlapping Wedge Shaped Return with metal leg and spacer for 23"H credenza, and Overlapping Bridges with metal spacer for 23"H credenza. Shipped Fully Assembled.

Required Specifications

Top finish
Base finish
Drawer front finish*

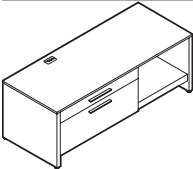
Optional Specifications

HP laminate
Grommet
RSG - remove grommet*

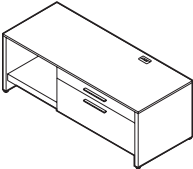
Accessories

Cushion*

23"H CREDENZAS

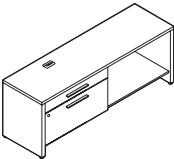


LEFT

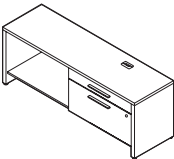


RIGHT

23"H Credenza w/Pull-Out
Equipment Tray - RIGHT*

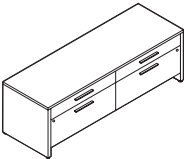


LEFT

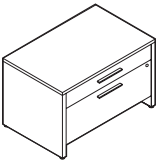


RIGHT

23"H Narrow Credenza*



23"H Double Credenza



23"H Single Credenza

MODEL#	DIMENSIONS D x W x H	FREIGHT CLASS	WT/LBS.	CUBIC FT.	LIST PRICE	HP ADD
PN2360CPL	24 x 60 x 23	100	190	19.17	\$1228	\$142
PN2366CPL	24 x 66 x 23	100	233	25	\$1268	\$150
PN2372CPL	24 x 72 x 23	100	228	23	\$1310	\$148
PN2378CPL	24 x 78 x 23	100	254	30	\$1340	\$154
PN2384CPL	24 x 84 x 23	100	266	26.83	\$1365	\$154
PN2360CPR	24 x 60 x 23	100	190	19.17	\$1228	\$142
PN2366CPR	24 x 66 x 23	100	233	25	\$1268	\$150
PN2372CPR	24 x 72 x 23	100	228	23	\$1310	\$148
PN2378CPR	24 x 78 x 23	100	254	30	\$1340	\$154
PN2384CPR	24 x 84 x 23	100	266	26.83	\$1365	\$154

Standard with 34"W box and lateral file drawer. Pull-out equipment shelf can support up to 80lbs. Adjustable 6 position shelf. File bars included for front-to-back letter and legal filing capability. Lock on file drawer secures both drawers. Wire management grommet on surface and internal pass-through at back of lower shelf. Supports Overlapping Return with metal leg and spacer for 23"H credenza, Overlapping Wedge Shaped Return with metal leg and spacer for 23"H credenza, and Overlapping Bridges with metal spacer for 23"H credenza. Shipped Fully Assembled.

PN2354NCL	20 x 54 x 23	92.5	230	21	\$1059	\$143
PN2360NCL	20 x 60 x 23	92.5	240	23	\$1065	\$144

PN2354NCR	20 x 54 x 23	92.5	230	21	\$1059	\$143
PN2360NCR	20 x 60 x 23	92.5	240	23	\$1065	\$144

Specify PNxxxxNCL for **LEFT** or PNxxxxNCR for **RIGHT**.

20"D. Standard with 30"W box and lateral file drawer. File bars included for front-to-back letter and legal filing capability. Lock on file drawer secures both drawers. Wire management grommet on surface and internal pass-through at back of lower shelf. Supports Overlapping Return with metal leg and spacer for 23"H credenza, Overlapping Wedge Shaped Return with metal leg and spacer for 23"H credenza, and Overlapping Bridges with metal spacer for 23"H credenza. Shipped Fully Assembled.

PN2372CRD	24 x 72 x 23	92.5	275	27	\$1395	\$189
-----------	--------------	------	-----	----	--------	-------

Standard with locking 34"W box and lateral file drawer on each side. File bars included for front-to-back letter and legal filing capability. Lock on file drawer secures both drawers. Shipped Fully Assembled.

PN2337CRS	24 x 37 x 23	100	125	15	\$948	\$128
-----------	--------------	-----	-----	----	-------	-------

Standard with 34"w box and lateral file drawer. File bars included for front-to-back letter and legal filing capability. Lock on file drawer secures both drawers. Shipped Fully Assembled.

Required Specifications

Top finish
Base finish
Drawer front finish

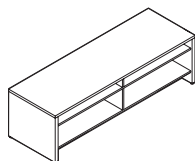
Optional Specifications

HP laminate
Grommet
RSG - remove grommet*

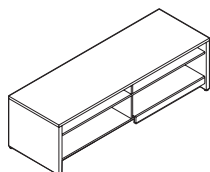
Accessories

Power block
Cushion

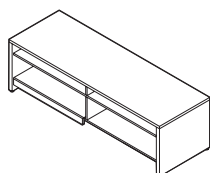
23"H CREDENZAS



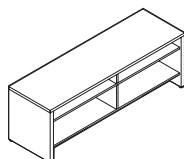
23"H Open Credenza



LEFT



RIGHT

23"H Open Credenza
w/Pull-Out Equipment Tray

23"H Narrow Open Credenza

MODEL#	DIMENSIONS	FREIGHT CLASS	WT/LBS.	CUBIC FT.	LIST PRICE	HP ADD
--------	------------	---------------	---------	-----------	------------	--------

D x W x H

PN2360CO	24 x 60 x 23	85	276	23	\$933	\$126
PN2366CO	24 x 66 x 23	92.5	286	25	\$987	\$134
PN2372CO	24 x 72 x 23	92.5	296	27.50	\$1012	\$137
PN2378CO	24 x 78 x 23	92.5	306	30	\$1060	\$144
PN2384CO	24 x 84 x 23	100	316	32	\$1127	\$153

Open storage with adjustable 6 position upper shelves with pass-throughs at back of lower shelves. Supports Overlapping Return with metal leg and spacer for 23"H credenza, Overlapping Wedge Shaped Return with metal leg and spacer for 23"H credenza, and Overlapping Bridges with metal spacer for 23"H credenza. Shipped Fully Assembled.

PN2360POL	24 x 60 x 23	85	282	23	\$1184	\$160
PN2366POL	24 x 66 x 23	92.5	292	25	\$1220	\$165
PN2372POL	24 x 72 x 23	92.5	302	27.50	\$1244	\$168
PN2378POL	24 x 78 x 23	92.5	312	30	\$1301	\$176
PN2384POL	24 x 84 x 23	92.5	322	32	\$1324	\$179

PN2360POR	24 x 60 x 23	85	282	23	\$1184	\$160
PN2366POR	24 x 66 x 23	92.5	292	25	\$1220	\$165
PN2372POR	24 x 72 x 23	92.5	302	27.50	\$1244	\$168
PN2378POR	24 x 78 x 23	92.5	312	30	\$1301	\$176
PN2384POR	24 x 84 x 23	92.5	322	32	\$1324	\$179

Specify PNxxxxPOL for **LEFT** or PNxxxxPOR for **RIGHT**.

Open storage with adjustable 6 position upper shelves. Pass-throughs at back of lower shelves and pull-out equipment tray that can support up to 80lbs. Supports Overlapping Return with metal leg and spacer for 23"H credenza, Overlapping Wedge Shaped Return with metal leg and spacer for 23"H credenza, and Overlapping Bridges with metal spacer for 23"H credenza. Shipped Fully Assembled.

PN2354NO	20 x 54 x 23	92.5	195	18	\$986	\$134
PN2360NO	20 x 60 x 23	92.5	205	19	\$1023	\$139

20"D open storage. Adjustable 6 position upper shelves with pass-throughs at back of lower shelves. Supports Overlapping Return with metal leg and spacer for 23"H credenza, Overlapping Wedge Shaped Return with metal leg and spacer for 23"H credenza, and Overlapping Bridges with metal spacer for 23"H credenza. Shipped Fully Assembled.

Required Specifications

Top finish
Base finish

Optional Specifications

HP laminate
Grommet (PNxxxxNO)

Accessories

Power block
Cushion

CUSHIONS FOR 23"H CREDENZAS

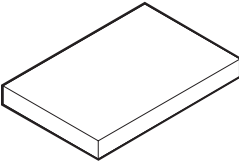
MODEL#	DIMENSIONS	FREIGHT CLASS	WT/LBS.	CUBIC FT.	GRADE	LIST	GRADE	LIST
D x W x H								
PN2430CU	24 x 30 x 2.5	150	13	2.40	1	\$219	7	\$472
					2	\$257	8	\$577
					3	\$287	9	\$628
					4	\$331	10	\$727
					5	\$394	11	\$859
					6	\$417	12	\$1026
PN2433CU	24 x 33 x 2.5	150	13	2.40	1	\$239	7	\$576
					2	\$289	8	\$717
					3	\$329	9	\$785
					4	\$388	10	\$915
					5	\$472	11	\$1093
					6	\$503	12	\$1315
PN2436CU	24 x 36 x 2.5	250	7	2	1	\$254	7	\$633
					2	\$310	8	\$791
					3	\$355	9	\$868
					4	\$421	10	\$1015
					5	\$517	11	\$1214
					6	\$551	12	\$1463
PN2439CU	24 x 39 x 2.5	150	14	2.40	1	\$271	7	\$650
					2	\$327	8	\$808
					3	\$371	9	\$885
					4	\$438	10	\$1032
					5	\$534	11	\$1231
					6	\$568	12	\$1480
PN2442CU	24 x 42 x 2.5	150	14	2.40	1	\$284	7	\$663
					2	\$340	8	\$821
					3	\$384	9	\$897
					4	\$451	10	\$1045
					5	\$546	11	\$1244
					6	\$580	12	\$1493

Cushion attaches with Velcro strips. Fits **24"d** credenzas.

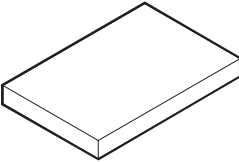
PN2027CU	20 x 27 x 2.5	150	12	2.40	1	\$193	7	\$404
					2	\$225	8	\$492
					3	\$250	9	\$535
					4	\$287	10	\$616
					5	\$340	11	\$728
					6	\$359	12	\$865
PN2030CU	20 x 30 x 2.5	150	12	2.40	1	\$209	7	\$420
					2	\$241	8	\$508
					3	\$265	9	\$551
					4	\$303	10	\$632
					5	\$356	11	\$744
					6	\$375	12	\$881

Cushion attaches with Velcro strips. Fits **20"d** credenzas.

Required Specifications
Fabric

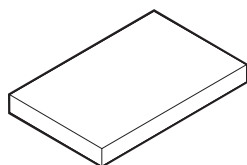


Cushion for 23"H Credenzas



Cushion for 23"H Narrow Credenzas

CUSHIONS FOR 23"H CREDENZAS



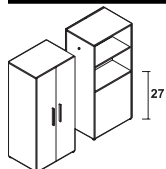
Cushion for 23"H Single Credenza**

MODEL#	DIMENSIONS D x W x H	FREIGHT CLASS	WT/LBS.	CUBIC FT.	GRADE	LIST	GRADE	LIST
PN2437CU	24 x 37 x 2.5	150	14	2.40	1	\$268	7	\$647
					2	\$324	8	\$806
					3	\$368	9	\$881
					4	\$435	10	\$1029
					5	\$530	11	\$1228
					6	\$564	12	\$1477

Cushion attaches with Velcro strips. Fits **PN2337CRS** credenza.

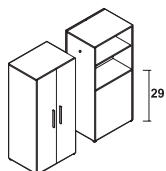
52"H STORAGE CABINETS

LIST PRICE GLASS SHELF ADD



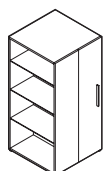
52"H Wardrobe w/Bookshelf at 27"H*

PN57CWB	24 x 18 x 52	125	97.50	13	\$1066	\$57
---------	--------------	-----	-------	----	--------	------

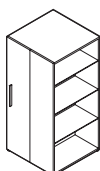
Standard with double locking doors, 6" coat hanging space with hook and full depth space for personal items in bottom. One adjustable laminate shelf. Fixed bottom shelf aligns with **27"H** surface. Outside accessory hook. Shipped Fully Assembled.

52"H Wardrobe w/Bookshelf at 29"H*

PN59CWB	24 x 18 x 52	125	97.50	13	\$1104	\$57
---------	--------------	-----	-------	----	--------	------

Standard with double locking doors, 6" coat hanging space with hook and full depth space for personal items in bottom. One adjustable laminate shelf. Fixed bottom shelf aligns with **29"H** surface. Outside accessory hook. Shipped Fully Assembled.

LEFT



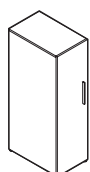
RIGHT

52"H Tower Wardrobe w/Full Height Bookcase*

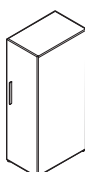
PN52TWBL	24 x 24 x 52	125	129	17.33	\$1242	\$171
PN52TWBR	24 x 24 x 52	125	129	17.33	\$1242	\$171

Specify PN52TWBL for **LEFT** or PN52TWBR for **RIGHT**.

Locking wardrobe with full height bookcase. Three adjustable laminate shelves with fixed bottom laminate shelf. Coat rail. Shipped Fully Assembled.



LEFT



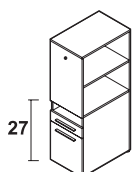
RIGHT

52"H Wardrobe*

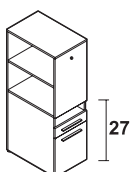
PN1652WDL	24 x 16 x 52	125	84	11.56	\$738	N/A
PN1652WDR	24 x 16 x 52	125	84	11.56	\$738	N/A

Specify PN1652WDL for **LEFT** or PN1652WDR for **RIGHT**.

Locking wardrobe with coat rail. Shipped Fully Assembled.



LEFT



RIGHT

52"H Storage Cabinet w/Bookshelf at 27"H*

PN57CSBFL	24 x 16 x 52	100	102	11.56	\$1062	\$70
PN57CSBFR	24 x 16 x 52	100	102	11.56	\$1062	\$70

Specify PN57CSBFL for **LEFT** or PN57CSBFR for **RIGHT**.**Open Shelf/Box/File Drawer.** Lock on file drawer secures both drawers. One adjustable laminate shelf. Fixed bottom shelf aligns with **27"H** surfaces. Outside accessory hook. Shipped Fully Assembled.

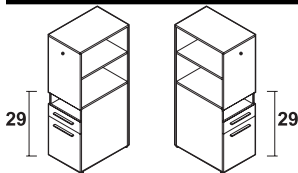
Required Specifications

Top finish*
Base finish*
Drawer/door front finish*
Fabric**

Optional Specifications

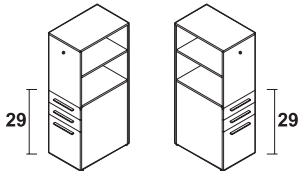
No Lock*
Glass shelf*

52"H STORAGE CABINETS



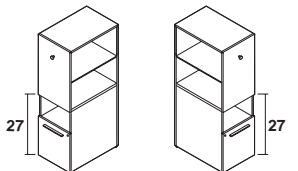
LEFT RIGHT

52"H Storage Cabinet
w/Bookshelf at 29"H



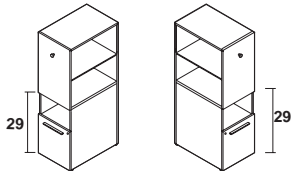
LEFT RIGHT

52"H Storage Cabinet
w/Bookshelf at 29"H



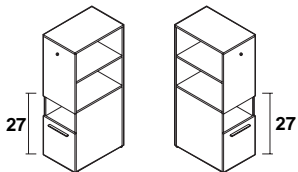
LEFT RIGHT

52"H Storage Cabinet w/Large Shelf,
File and Bookshelf at 27"H



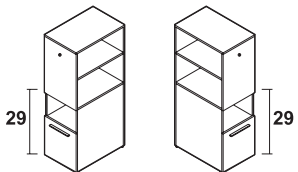
LEFT RIGHT

52"H Storage Cabinet w/Large Shelf,
File and Bookshelf at 29"H



LEFT RIGHT

52"H Recycling Cabinet
w/Bookshelf at 27"H



LEFT RIGHT

52"H Recycling Cabinet
w/Bookshelf at 29"H

MODEL# DIMENSIONS FREIGHT CLASS WT/LBS. CUBIC FT. LIST PRICE GLASS SHELF ADD

	D x W x H					
PN59CSBFL	24 x 16 x 52	100	102	11.56	\$1077	\$70
PN59CSBFR	24 x 16 x 52	100	102	11.56	\$1077	\$70

Specify PN59CSBFL for **LEFT** or PN59CSBFR for **RIGHT**.

Glass Shelf Option:

Open Shelf/Box/File Drawer. Lock on file drawer secures both drawers. One adjustable laminate shelf. Fixed bottom shelf aligns with **29"H** surfaces. Outside accessory hook. Shipped Fully Assembled.

PN59CBBFL	24 x 16 x 52	100	102	11.56	\$1139	\$70
PN59CBBFR	24 x 16 x 52	100	102	11.56	\$1139	\$70

Specify PN59CBBFL for **LEFT** or PN59CBBFR for **RIGHT**.

Glass Shelf Option:

Box/Box/File Drawer. Lock on file drawer secures both drawers. One adjustable laminate shelf. Fixed bottom shelf aligns with **29"H** surfaces. Outside accessory hook. Shipped Fully Assembled.

PN57CSFL	24 x 16 x 52	100	117	13.75	\$1058	\$70
PN57CSFR	24 x 16 x 52	100	117	13.75	\$1058	\$70

Specify PN57CSFL for **LEFT** or PN57CSFR for **RIGHT**.

Glass Shelf Option:

Locking **file drawer** with **open shelf** above. One adjustable laminate shelf. Fixed bottom shelf aligns with **27"H** surfaces. Outside accessory hook. Shipped Fully Assembled.

PN59CSFL	24 x 16 x 52	100	117	13.75	\$1073	\$70
PN59CSFR	24 x 16 x 52	100	117	13.75	\$1073	\$70

Specify PN59CSFL for **LEFT** or PN59CSFR for **RIGHT**.

Glass Shelf Option:

Locking **file drawer** with **open shelf** above. One adjustable laminate shelf. Fixed bottom shelf aligns with **29"H** surfaces. Outside accessory hook. Shipped Fully Assembled.

PN57RCSL	24 x 16 x 52	100	102	11.56	\$996	\$70
PN57RCSR	24 x 16 x 52	100	102	11.56	\$996	\$70

Specify PN57RCSL for **LEFT** or PN57RCSR for **RIGHT**.

Glass Shelf Option:

Drawer with one waste bin, one recycling bin and an open shelf above. One adjustable laminate shelf. Fixed bottom shelf aligns with **27"H** surfaces. Outside accessory hook. Shipped Fully Assembled.

PN59RCSL	24 x 16 x 52	100	102	11.56	\$1006	\$70
PN59RCSR	24 x 16 x 52	100	102	11.56	\$1006	\$70

Specify PN59RCSL for **LEFT** or PN59RCSR for **RIGHT**.

Glass Shelf Option:

Drawer with one waste bin, one recycling bin and an open shelf above. One adjustable laminate shelf. Fixed bottom shelf aligns with **29"H** surfaces. Outside accessory hook. Shipped Fully Assembled.

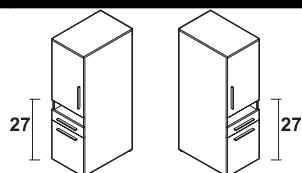
Required Specifications

Top finish
Base finish
Drawer/door front finish

Optional Specifications

No lock (where applicable)
Glass shelf

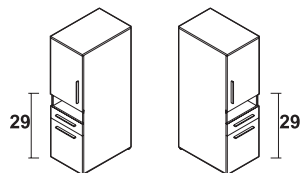
52"H STORAGE CABINETS



LEFT

RIGHT

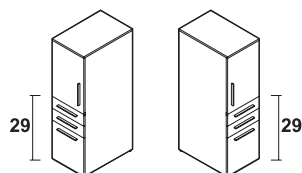
52"H Storage Cabinet w/Door at 27"H



LEFT

RIGHT

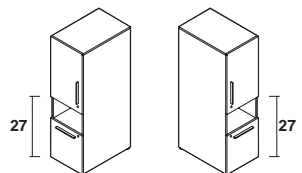
52"H Storage Cabinet w/Door at 29"H



LEFT

RIGHT

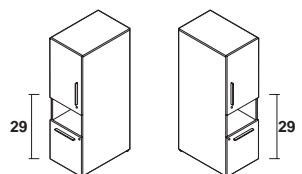
52"H Storage Cabinet w/Door at 29"H



LEFT

RIGHT

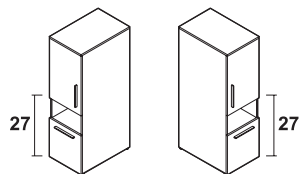
52"H Storage Cabinet w/Door at 27"H



LEFT

RIGHT

52"H Storage Cabinet w/Door at 29"H



LEFT

RIGHT

52"H Recycling Cabinet w/Door at 27"H

MODEL#	DIMENSIONS	FREIGHT CLASS	WT/LBS.	CUBIC FT.	LIST PRICE	GLASS SHELF ADD
--------	------------	---------------	---------	-----------	------------	-----------------

D x W x H

PN57DSBFL	24 x 16 x 52	100	102	11.56	\$1168	N/A
PN57DSBFR	24 x 16 x 52	100	102	11.56	\$1168	N/A

Specify PN57DSBFL for **LEFT** or PN57DSBFR for **RIGHT**.

Open Shelf/Box/File Drawer. Lock on file drawer secures both drawers. Upper storage cabinet with locking door and one adjustable laminate shelf inside. Door aligns with **27"H** surfaces. Shipped Fully Assembled.

PN59DSBFL	24 x 16 x 52	100	102	11.56	\$1191	N/A
PN59DSBFR	24 x 16 x 52	100	102	11.56	\$1191	N/A

Specify PN59DSBFL for **LEFT** or PN59DSBFR for **RIGHT**.

Open Shelf/Box/File Drawer. Lock on file drawer secures both drawers. Upper storage cabinet with locking door and one adjustable laminate shelf inside. Door aligns with **29"H** surfaces. Shipped Fully Assembled.

PN59DBBFL	24 x 16 x 52	100	102	11.56	\$1245	N/A
PN59DBBFR	24 x 16 x 52	100	102	11.56	\$1245	N/A

Specify PN59DBBFL for **LEFT** or PN59DBBFR for **RIGHT**.

Box/Box/File Drawer. Lock on file drawer secures file and lower box drawers. Upper storage cabinet with locking door and one adjustable laminate shelf inside. Door aligns with **29"H** surfaces. Shipped Fully Assembled.

PN57DCSFL	24 x 16 x 52	100	117	13.75	\$1054	N/A
PN57DCSFR	24 x 16 x 52	100	117	13.75	\$1054	N/A

Specify PN57DCSFL for **LEFT** or PN57DCSFR for **RIGHT**.

Locking **file drawer** with **open shelf** above. Upper storage cabinet with locking door and one adjustable laminate shelf. Door aligns with **27"H** surfaces. Shipped Fully Assembled.

PN59DCSFL	24 x 16 x 52	100	117	13.75	\$1069	N/A
PN59DCSFR	24 x 16 x 52	100	117	13.75	\$1069	N/A

Specify PN59DCSFL for **LEFT** or PN59DCSFR for **RIGHT**.

Locking **file drawer** with **open shelf** above. Upper storage cabinet with locking door and one adjustable laminate shelf. Door aligns with **29"H** surfaces. Shipped Fully Assembled.

PN57DRCSL	24 x 16 x 52	100	102	11.56	\$1034	N/A
PN57DRCSR	24 x 16 x 52	100	102	11.56	\$1034	N/A

Specify PN57DRCSL for **LEFT** or PN57DRCSR for **RIGHT**.

Upper storage cabinet with locking door. Drawer with one waste bin, one recycling bin, and an open shelf above. One adjustable laminate shelf inside locking cabinet door. Door aligns with **27"H** surfaces. Shipped Fully Assembled.

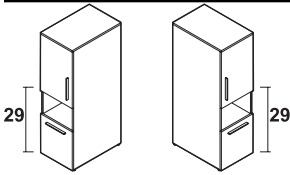
Required Specifications

Top finish
Base finish
Drawer/door front finish

Optional Specifications

No lock (where applicable)

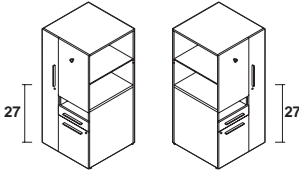
52"H STORAGE CABINETS



LEFT

RIGHT

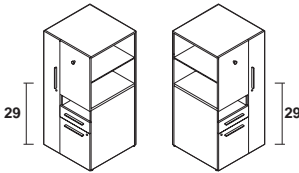
52"H Recycling Cabinet w/Door at 29"H



LEFT

RIGHT

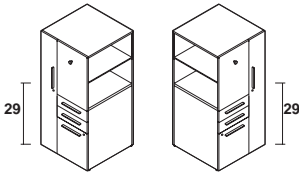
52"H Storage Tower w/Wardrobe, Shelf and Bookshelf at 27"H



LEFT

RIGHT

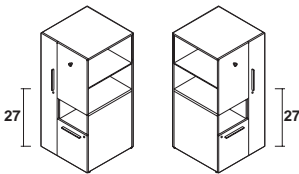
52"H Storage Tower w/Wardrobe, Shelf and Bookshelf at 29"H



LEFT

RIGHT

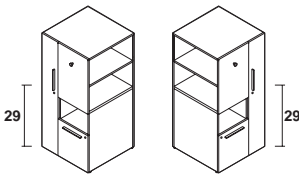
52"H Storage Tower w/Wardrobe, and Bookshelf at 29"H



LEFT

RIGHT

52"H Storage Tower w/Wardrobe, Shelf, File and Bookshelf at 27"H



LEFT

RIGHT

52"H Storage Tower w/Wardrobe, Shelf, File and Bookshelf at 29"H

MODEL# DIMENSIONS FREIGHT CLASS WT/LBS. CUBIC FT. LIST PRICE GLASS SHELF ADD

	D x W x H					
PN59DRCSL	24 x 16 x 52	100	102	11.56	\$1057	N/A
PN59DRCSR	24 x 16 x 52	100	102	11.56	\$1057	N/A

Specify PN59DRCSL for **LEFT** or PN59DRCSR for **RIGHT**.

Upper storage cabinet with locking door. Drawer with one waste bin, one recycling bin, and an open shelf above. One adjustable laminate shelf inside locking cabinet door. Door aligns with **29"H** surfaces. Shipped Fully Assembled.

PN57TSBFL	24 x 24 x 52	92.5	225	21	\$1276	\$70
PN57TSBFR	24 x 24 x 52	92.5	225	21	\$1276	\$70

Specify PN57TSBFL for **LEFT** or PN57TSBFR for **RIGHT**.

Open Shelf/Box/File drawer. Lock on file drawer secures both drawers. One adjustable laminate shelf. Fixed bottom shelf aligns with **27"H** surfaces. Outside accessory hook and locking wardrobe with coat rail. Shipped Fully Assembled.

PN59TSBFL	24 x 24 x 52	92.5	225	21	\$1080	\$70
PN59TSBFR	24 x 24 x 52	92.5	225	21	\$1080	\$70

Specify PN59TSBFL for **LEFT** or PN59TSBFR for **RIGHT**.

Open Shelf/Box/File drawer. Lock on file drawer secures both drawers. One adjustable laminate shelf. Fixed bottom shelf aligns with **29"H** surfaces. Outside accessory hook and locking wardrobe with coat rail. Shipped Fully Assembled.

PN59TBBFL	24 x 24 x 52	92.5	250	21	\$1475	\$70
PN59TBBFR	24 x 24 x 52	92.5	250	21	\$1475	\$70

Specify PN59TBBFL for **LEFT** or PN59TBBFR for **RIGHT**.

Box/Box/File drawer. Lock on file drawer secures file and lower box drawer. One adjustable laminate shelf. Fixed bottom shelf aligns with **29"H** surfaces. Outside accessory hook and locking wardrobe with coat rail. Shipped Fully Assembled.

PN57TSFL	24 x 24 x 52	92.5	238	21	\$1195	\$70
PN57TSFR	24 x 24 x 52	92.5	238	21	\$1195	\$70

Specify PN57TSFL for **LEFT** or PN57TSFR for **RIGHT**.

Locking **file drawer** with **open shelf** above. One adjustable laminate shelf. Fixed bottom shelf aligns with **27"H** surfaces. Outside accessory hook. Locking wardrobe with coat rail. Shipped Fully Assembled.

PN59TSFL	24 x 24 x 52	92.5	238	21	\$1221	\$70
PN59TSFR	24 x 24 x 52	92.5	238	21	\$1221	\$70

Specify PN59TSFL for **LEFT** or PN59TSFR for **RIGHT**.

Locking **file drawer** with **open shelf** above. One adjustable laminate shelf. Fixed bottom shelf aligns with **29"H** surfaces. Outside accessory hook. Locking wardrobe with coat rail. Shipped Fully Assembled.

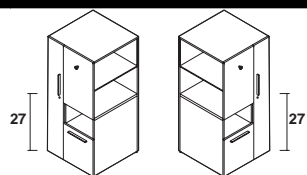
Required Specifications

Top finish
Base finish
Drawer/door front finish

Optional Specifications

No lock (where applicable)
Glass shelf (where applicable)

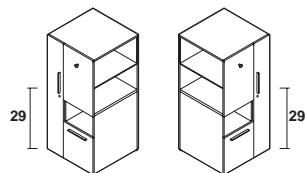
52"H STORAGE CABINETS



LEFT

RIGHT

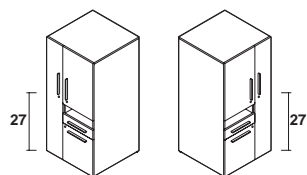
**52"H Storage Tower w/Wardrobe,
Shelf, Recycling and Bookshelf at 27"H**



LEFT

RIGHT

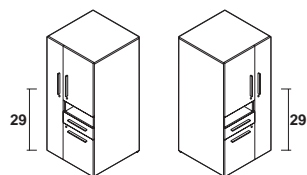
**52"H Storage Tower w/Wardrobe,
Shelf, Recycling and Bookshelf at 29"H**



LEFT

RIGHT

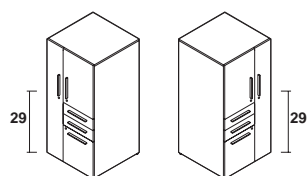
**52"H Storage Tower w/Wardrobe,
Shelf/Box/File and Door at 27"H**



LEFT

RIGHT

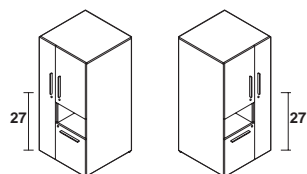
**52"H Storage Tower w/Wardrobe,
Shelf/Box/File and Door at 29"H**



LEFT

RIGHT

**52"H Storage Tower w/Wardrobe,
Shelf, Box/Box/File and Door at 29"H**



LEFT

RIGHT

**52"H Storage Tower w/Wardrobe,
Shelf, File and Door at 27"H**

MODEL#	DIMENSIONS	FREIGHT CLASS	WT/LBS.	CUBIC FT.	LIST PRICE	GLASS SHELF ADD
--------	------------	---------------	---------	-----------	------------	-----------------

D x W x H

PN57RTSL	24 x 24 x 52	92.5	238	21	\$1370	\$70
PN57RTSR	24 x 24 x 52	92.5	238	21	\$1370	\$70

Specify PN57RTSL for **LEFT** or PN57RTSR for **RIGHT**.

Drawer with one waste and one recycling bin. Open shelf above. One adjustable laminate shelf. Fixed bottom shelf aligns with **27"H** surfaces. Outside accessory hook. Locking wardrobe with coat rail. Shipped Fully Assembled.

PN59RTSL	24 x 24 x 52	92.5	238	21	\$1370	\$70
PN59RTSR	24 x 24 x 52	92.5	238	21	\$1370	\$70

Specify PN59RTSL for **LEFT** or PN59RTSR for **RIGHT**.

Drawer with one waste and one recycling bin. Open shelf above. One adjustable laminate shelf. Fixed bottom shelf aligns with **29"H** surfaces. Outside accessory hook. Locking wardrobe with coat rail. Shipped Fully Assembled.

PN57SBFTL	24 x 24 x 52	92.5	234	21	\$1434	N/A
PN57SBFTR	24 x 24 x 52	92.5	234	21	\$1434	N/A

Specify PN57SBFTL for **LEFT** or PN57SBFTR for **RIGHT**.

Open Shelf/Box/File drawer. Lock on file drawer secures both drawers. Upper storage cabinet with locking door and one adjustable laminate shelf inside. Door aligns with **27"H** surfaces. Locking wardrobe with coat rail. Shipped Fully Assembled.

PN59SBFTL	24 x 24 x 52	92.5	234	21	\$1434	N/A
PN59SBFTR	24 x 24 x 52	92.5	234	21	\$1434	N/A

Specify PN59SBFTL for **LEFT** or PN59SBFTR for **RIGHT**.

Open Shelf/Box/File drawer. Lock on file drawer secures both drawers. Upper storage cabinet with locking door and one adjustable laminate shelf inside. Door aligns with **29"H** surfaces. Locking wardrobe with coat rail. Shipped Fully Assembled.

PN59BBFTL	24 x 24 x 52	92.5	234	21	\$1513	N/A
PN59BBFTR	24 x 24 x 52	92.5	234	21	\$1513	N/A

Specify PN59BBFTL for **LEFT** or PN59BBFTR for **RIGHT**.

Box/Box/File drawer. Lock on file drawer secures file and lower box drawers. Upper storage cabinet with locking door and one adjustable laminate shelf inside. Door aligns with **29"H** surfaces. Locking wardrobe with coat rail. Shipped Fully Assembled.

PN57DTSFL	24 x 24 x 52	92.5	234	21	\$1348	N/A
PN57DTSFR	24 x 24 x 52	92.5	234	21	\$1348	N/A

Specify PN57DTSFL for **LEFT** or PN57DTSFR for **RIGHT**.

Locking **file drawer** with **open shelf** above. Upper storage cabinet with locking door and one adjustable laminate shelf inside. Door aligns with **27"H** surfaces. Locking wardrobe with coat rail. Shipped Fully Assembled.

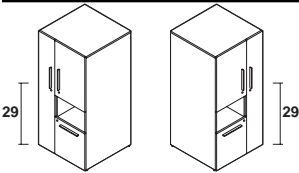
Required Specifications

Top finish
Base finish
Drawer/door front finish

Optional Specifications

No lock (where applicable)
Glass shelf (where applicable)

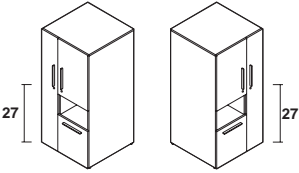
52"H STORAGE CABINETS



LEFT

RIGHT

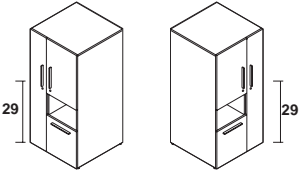
52"H Storage Tower w/Wardrobe,
Shelf, File and Door at 29"H



LEFT

RIGHT

52"H Storage Tower w/Wardrobe,
Shelf, Recycling and Door at 27"H



LEFT

RIGHT

52"H Storage Tower w/Wardrobe,
Shelf, Recycling and Door at 29"H

MODEL#	DIMENSIONS	FREIGHT CLASS	WT/LBS.	CUBIC FT.	LIST PRICE	GLASS SHELF ADD
--------	------------	---------------	---------	-----------	------------	-----------------

D x W x H

PN59DTSFL	24 x 24 x 52	92.5	234	21	\$1348	N/A
PN59DTSFR	24 x 24 x 52	92.5	234	21	\$1348	N/A

Specify PN59DTSFL for **LEFT** or PN59DTSFR for **RIGHT**.

Locking **file drawer** with **open shelf** above. Upper storage cabinet with locking door and one adjustable laminate shelf inside. Door aligns with **29"H** surfaces. Locking wardrobe with coat rail. Shipped Fully Assembled.

PN57DRTSL	24 x 24 x 52	92.5	234	21	\$1460	N/A
PN57DRTSR	24 x 24 x 52	92.5	234	21	\$1460	N/A

Specify PN57DRTSL for **LEFT** or PN57DRTSR for **RIGHT**.

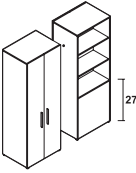
Drawer with one waste and one recycling bin. Open shelf above. Upper storage cabinet with locking door and one adjustable laminate shelf inside. Door aligns with **27"H** surfaces. Locking wardrobe with coat rail. Shipped Fully Assembled.

PN59DRTSL	24 x 24 x 52	92.5	234	21	\$1460	N/A
PN59DRTSR	24 x 24 x 52	92.5	234	21	\$1460	N/A

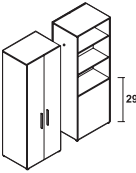
Specify PN59DRTSL for **LEFT** or PN59DRTSR for **RIGHT**.

Drawer with one waste and one recycling bin. Open shelf above. Upper storage cabinet with locking door and one adjustable laminate shelf inside. Door aligns with **29"H** surfaces. Locking wardrobe with coat rail. Shipped Fully Assembled.

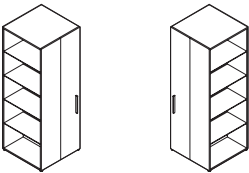
66"H STORAGE CABINETS



66"H Wardrobe w/Bookshelf at 27"H



66"H Wardrobe w/Bookshelf at 29"H



LEFT

RIGHT

66"H Tower Wardrobe w/Full
Height Bookcase

PN67CWB	24 x 18 x 66	125	124	16.50	\$1252	\$114
---------	--------------	-----	-----	-------	--------	-------

Standard with double locking doors and 6" coat hanging space with hook. Full depth space for personal items in bottom, two adjustable laminate shelves. Fixed bottom shelf aligns with **27"H** surfaces. Outside accessory hook. Shipped Fully Assembled.

PN69CWB	24 x 18 x 66	125	124	16.50	\$1292	\$114
---------	--------------	-----	-----	-------	--------	-------

Standard with double locking doors and 6" coat hanging space with hook. Full depth space for personal items in bottom, two adjustable laminate shelves. Fixed bottom shelf aligns with **29"H** surfaces. Outside accessory hook. Shipped Fully Assembled.

PN66TWBL	24 x 24 x 66	125	165	22	\$1441	\$228
PN66TWBR	24 x 24 x 66	125	165	22	\$1441	\$228

Specify PN66TWBL for **LEFT** or PN66TWBR for **RIGHT**.

Locking wardrobe and full height bookcase. Four adjustable laminate shelves with fixed bottom laminate shelf. Coat rail. Shipped Fully Assembled.

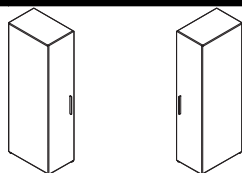
Required Specifications

Top finish
Base finish
Drawer/door front finish

Optional Specifications

No lock
Glass shelf (where applicable)

66"H STORAGE CABINETS



LEFT

RIGHT

66"H Wardrobe

MODEL#

DIMENSIONS

FREIGHT CLASS

WT/LBS.

CUBIC FT.

LIST PRICE

GLASS SHELF ADD

D x W x H

PN1666WDL 24 x 16 x 66

125

106

14.67

\$835

N/A

PN1666WDR 24 x 16 x 66

125

106

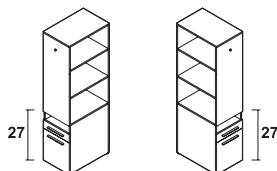
14.67

\$835

N/A

Specify PN1666WDL for **LEFT** or PN1666WDR for **RIGHT**.

Locking wardrobe with coat rail and fixed shelf above. Shipped Fully Assembled.



LEFT

RIGHT

66"H Storage Cabinet
w/Bookshelf at 27"H

PN67CSBFL 24 x 16 x 66

100

130

14.67

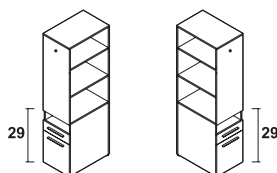
\$1142**\$139**

PN67CSBFR 24 x 16 x 66

100

130

14.67

\$1142**\$139**Specify PN67CSBFL for **LEFT** or PN67CSBFR for **RIGHT**.**Open Shelf/Box/File Drawer.** Lock on file drawer secures both drawers. Two adjustable laminate shelves. Fixed bottom shelf aligns with **27"H** surfaces. Outside accessory hook. Shipped Fully Assembled.

LEFT

RIGHT

66"H Storage Cabinet
w/Bookshelf at 29"H

PN69CSBFL 24 x 16 x 66

100

130

14.67


\$1142**\$139**

PN69CSBFR 24 x 16 x 66

100

130

14.67

\$1142**\$139**Specify PN69CSBFL for **LEFT** or PN69CSBFR for **RIGHT**.**Open Shelf/Box/File Drawer.** Lock on file drawer secures both drawers. Two adjustable laminate shelves. Fixed bottom shelf aligns with **29"H** surfaces. Outside accessory hook. Shipped Fully Assembled.

LEFT

RIGHT

66"H Storage Cabinet
w/Bookshelf at 29"H

PN69CBBFL 24 x 16 x 66

100

130

14.67

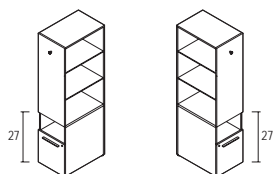
\$1221**\$139**

PN69CBBFR 24 x 16 x 66

100

130

14.67

\$1221**\$139**Specify PN69CBBFL for **LEFT** or PN69CBBFR for **RIGHT**.**Box/Box/File Drawer.** Lock on file drawer secures file and lower box drawer. Two adjustable laminate shelves. Fixed bottom shelf aligns with **29"H** surfaces. Outside accessory hook. Shipped Fully Assembled.

LEFT

RIGHT

66"H Storage Cabinet w/Large Shelf,
File and Bookshelf at 27"H

PN67CSFL 24 x 16 x 66

100

137

17

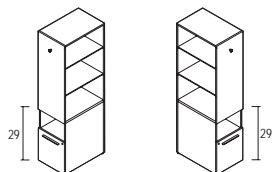
\$1193**\$139**

PN67CSFR 24 x 16 x 66

100

137

17

\$1193**\$139**Specify PN67CSFL for **LEFT** or PN67CSFR for **RIGHT**.Locking **file drawer** with **open shelf** above. Two adjustable laminate shelves. Fixed bottom shelf aligns with **27"H** surfaces. Outside accessory hook. Shipped Fully Assembled.

LEFT

RIGHT

66"H Storage Cabinet w/Large Shelf,
File and Bookshelf at 29"H

PN69CSFL 24 x 16 x 66

100

137

17

\$1193**\$139**

PN69CSFR 24 x 16 x 66

100

137

17

\$1193**\$139**Specify PN69CSFL for **LEFT** or PN69CSFR for **RIGHT**.Locking **file drawer** with **open shelf** above. Two adjustable laminate shelves. Fixed bottom shelf aligns with **29"H** surfaces. Outside accessory hook. Shipped Fully Assembled.

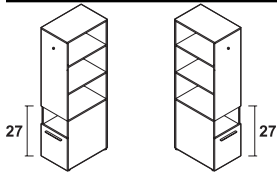
Required Specifications

Top finish
Base finish
Drawer/door front finish

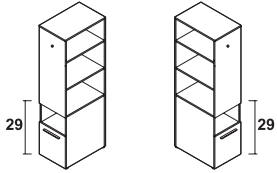
Optional Specifications

No lock
Glass shelf (where applicable)

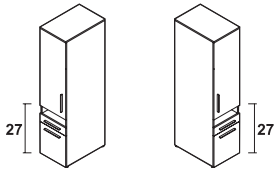
66"H STORAGE CABINETS



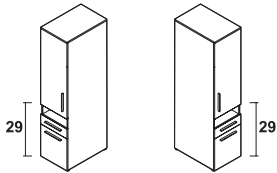
LEFT
RIGHT
66"H Recycling Cabinet
w/Bookshelf at 27"H



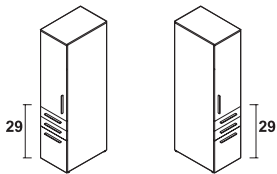
LEFT
RIGHT
66"H Recycling Cabinet
w/Bookshelf at 29"H



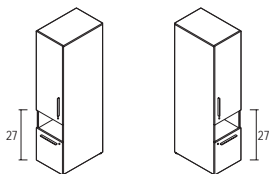
LEFT
RIGHT
66"H Storage Cabinet w/Door at 27"H



LEFT
RIGHT
66"H Storage Cabinet w/Door at 29"H



LEFT
RIGHT
66"H Storage Cabinet w/Door at 29"H



LEFT
RIGHT
66"H Storage Cabinet w/Large Shelf,
File and Door at 27"H

MODEL# DIMENSIONS FREIGHT CLASS WT/LBS. CUBIC FT. LIST PRICE GLASS SHELF ADD

	D x W x H					
PN67RCSL	24 x 16 x 66	100	130	14.67	\$1096	\$139
PN67RCRSL	24 x 16 x 66	100	130	14.67	\$1096	\$139

Specify PN67RCSL for **LEFT** or PN67RCRSL for **RIGHT**.

Drawer with one waste bin and one recycling bin. Open shelf above. Two adjustable laminate shelves. Fixed bottom shelf aligns with **27"H** surfaces. Outside accessory hook. Shipped Fully Assembled.

PN69RCSL	24 x 16 x 66	100	130	14.67	\$1096	\$139
PN69RCRSL	24 x 16 x 66	100	130	14.67	\$1096	\$139

Specify PN69RCSL for **LEFT** or PN69RCRSL for **RIGHT**.

Drawer with one waste bin and one recycling bin. Open shelf above. Two adjustable laminate shelves. Fixed bottom shelf aligns with **29"H** surfaces. Outside accessory hook. Shipped Fully Assembled.

PN67DSBFL	24 x 16 x 66	100	130	14.67	\$1210	N/A
PN67DSBFR	24 x 16 x 66	100	130	14.67	\$1210	N/A

Specify PN67DSBFL for **LEFT** or PN67DSBFR for **RIGHT**.

Open Shelf/Box/File Drawer. Lock on file drawer secures both drawers. Upper storage cabinet with locking door and two adjustable laminate shelves inside. Door aligns with **27"H** surfaces. Shipped Fully Assembled.

PN69DSBFL	24 x 16 x 66	100	130	14.67	\$1252	N/A
PN69DSBFR	24 x 16 x 66	100	130	14.67	\$1252	N/A

Specify PN69DSBFL for **LEFT** or PN69DSBFR for **RIGHT**.

Open Shelf/Box/File Drawer. Lock on file drawer secures both drawers. Upper storage cabinet with locking door and two adjustable laminate shelves inside. Door aligns with **29"H** surfaces. Shipped Fully Assembled.

PN69DBBFL	24 x 16 x 66	100	130	14.67	\$1329	N/A
PN69DBBFR	24 x 16 x 66	100	130	14.67	\$1329	N/A

Specify PN69DBBFL for **LEFT** or PN69DBBFR for **RIGHT**.

Box/Box/File Drawer. Lock on file drawer secures file and lower box drawer. Upper storage cabinet with locking door and two adjustable laminate shelves inside. Door aligns with **29"H** surfaces. Shipped Fully Assembled.

PN67DCSFL	24 x 16 x 66	100	150	17	\$1212	N/A
PN67DCSFR	24 x 16 x 66	100	150	17	\$1212	N/A

Specify PN67DCSFL for **LEFT** or PN67DCSFR for **RIGHT**.

Locking **file drawer** with **open shelf** above. Upper storage cabinet with locking door and two adjustable laminate shelves inside. Door aligns with **27"H** surfaces. Shipped Fully Assembled.

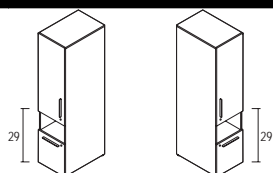
Required Specifications

Top finish
Base finish
Drawer/door front finish

Optional Specifications

No lock
Glass shelf (where applicable)

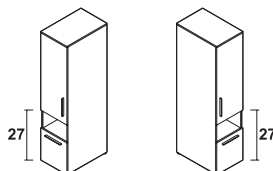
66"H STORAGE CABINETS



LEFT

RIGHT

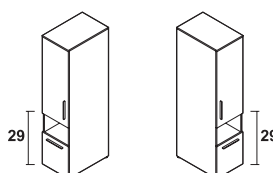
66"H Storage Cabinet w/Large Shelf, File and Door at 29"H



LEFT

RIGHT

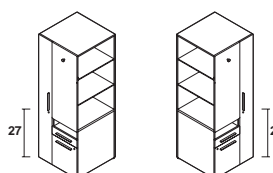
66"H Recycling Cabinet w/Door at 27"H



LEFT

RIGHT

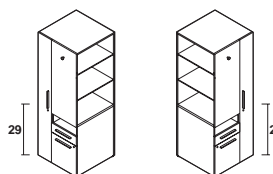
66"H Recycling Cabinet w/Door at 29"H



LEFT

RIGHT

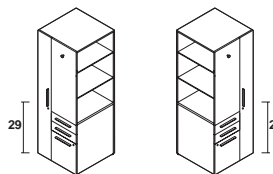
66"H Storage Tower w/Wardrobe, Shelf, Box/File and Bookshelf at 27"H



LEFT

RIGHT

66"H Storage Tower w/Wardrobe, Shelf, Box/File and Bookshelf at 29"H



LEFT

RIGHT

66"H Storage Tower w/Wardrobe, Shelf, Box/Box/File and Bookshelf at 29"H

MODEL#	DIMENSIONS	FREIGHT CLASS	WT/LBS.	CUBIC FT.	LIST PRICE	GLASS SHELF ADD
--------	------------	---------------	---------	-----------	------------	-----------------

D x W x H

PN69DCSFL	24 x 16 x 66	100	150	17	\$1212	N/A
PN69DCSFR	24 x 16 x 66	100	150	17	\$1212	N/A

Specify PN69DCSFL for **LEFT** or PN69DCSFR for **RIGHT**.

Locking **file drawer** with **open shelf** above. Upper storage cabinet with locking door and two adjustable laminate shelves inside. Door aligns with **29"H** surfaces. Shipped Fully Assembled.

PN67DRCSL	24 x 16 x 66	100	130	14.67	\$1136	N/A
PN67DRCSR	24 x 16 x 66	100	130	14.67	\$1136	N/A

Specify PN67DRCSL for **LEFT** or PN67DRCSR for **RIGHT**.

Upper storage cabinet with locking door and two adjustable laminate shelves inside. Drawer with one waste bin, one recycling bin, and an open shelf above. Door aligns with **27"H** surfaces. Shipped Fully Assembled.

PN69DRCSL	24 x 16 x 66	100	130	14.67	\$1197	N/A
PN69DRCSR	24 x 16 x 66	100	130	14.67	\$1197	N/A

Specify PN69DRCSL for **LEFT** or PN69DRCSR for **RIGHT**.

Upper storage cabinet with locking door and two adjustable laminate shelves inside. Drawer with one waste bin, one recycling bin, and an open shelf above. Door aligns with **29"H** surfaces. Shipped Fully Assembled.

PN67TSBFL	24 x 24 x 66	92.5	260	26	\$1794	\$139
PN67TSBFR	24 x 24 x 66	92.5	260	26	\$1794	\$139

Specify PN67TSBFL for **LEFT** or PN67TSBFR for **RIGHT**.

Open Shelf/Box/File drawer. Lock on file drawer secures both drawers. Two adjustable laminate shelves. Fixed bottom shelf aligns with **27"H** surfaces. Outside accessory hook and locking wardrobe with coat rail. Shipped Fully Assembled.

PN69TSBFL	24 x 24 x 66	92.5	260	26	\$1794	\$139
PN69TSBFR	24 x 24 x 66	92.5	260	26	\$1794	\$139

Specify PN69TSBFL for **LEFT** or PN69TSBFR for **RIGHT**.

Open Shelf/Box/File drawer. Lock on file drawer secures both drawers. Two adjustable laminate shelves. Fixed bottom shelf aligns with **29"H** surfaces. Outside accessory hook and locking wardrobe with coat rail. Shipped Fully Assembled.

PN69TBBFL	24 x 24 x 66	92.5	262	26	\$1889	\$139
PN69TBBFR	24 x 24 x 66	92.5	262	26	\$1889	\$139

Specify PN69TBBFL for **LEFT** or PN69TBBFR for **RIGHT**.

Box/Box/File drawer. Lock on file and lower box drawer. Two adjustable laminate shelves. Fixed bottom shelf aligns with **29"H** surfaces. Outside accessory hook and locking wardrobe with coat rail. Shipped Fully Assembled.

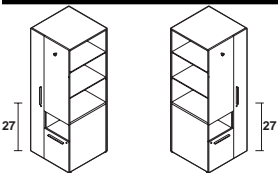
Required Specifications

Top finish
Base finish
Drawer/door front finish

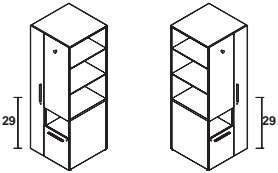
Optional Specifications

No lock (where applicable)
Glass shelf (where applicable)

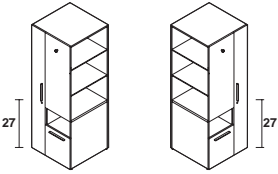
66"H STORAGE CABINETS



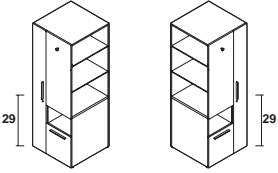
LEFT
RIGHT
66"H Storage Tower w/Wardrobe, Shelf, File and Bookshelf at 27"H



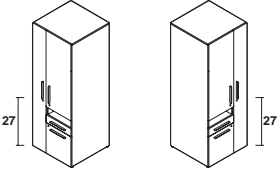
LEFT
RIGHT
66"H Storage Tower w/Wardrobe, Shelf, File and Bookshelf at 29"H



LEFT
RIGHT
66"H Storage Tower w/Wardrobe, Shelf, Recycling and Bookshelf at 27"H



LEFT
RIGHT
66"H Storage Tower w/Wardrobe, Shelf, Recycling and Bookshelf at 29"H



LEFT
RIGHT
66"H Storage Tower w/Wardrobe, Shelf, Box/File and Door at 27"H

MODEL#	DIMENSIONS D x W x H	FREIGHT CLASS	WT/LBS.	CUBIC FT.	LIST PRICE	GLASS SHELF ADD
PN67TSFL	24 x 24 x 66	92.5	260	26	\$1665	\$139
PN67TSFR	24 x 24 x 66	92.5	260	26	\$1665	\$139

Specify PN67TSFL for **LEFT** or PN67TSFR for **RIGHT**.

Locking **file drawer** with **open shelf** above. Two adjustable laminate shelves. Fixed bottom shelf aligns with **27"H** surfaces. Outside accessory hook. Locking wardrobe with coat rail. Shipped Fully Assembled.

PN69TSFL	24 x 24 x 66	92.5	260	26	\$1696	\$139
PN69TSFR	24 x 24 x 66	92.5	260	26	\$1696	\$139

Specify PN69TSFL for **LEFT** or PN69TSFR for **RIGHT**.

Locking **file drawer** with **open shelf** above. Two adjustable laminate shelves. Fixed bottom shelf aligns with **29"H** surfaces. Outside accessory hook. Locking wardrobe with coat rail. Shipped Fully Assembled.

PN67RTSL	24 x 24 x 66	92.5	260	26	\$1801	\$139
PN67RTSR	24 x 24 x 66	92.5	260	26	\$1801	\$139

Specify PN67RTSL for **LEFT** or PN67RTSR for **RIGHT**.

Drawer with one waste and one recycling bin. Open shelf above. Two adjustable laminate shelves. Fixed bottom shelf aligns with **27"H** surfaces. Outside accessory hook. Locking wardrobe with coat rail. Shipped Fully Assembled.

PN69RTSL	24 x 24 x 66	92.5	260	26	\$1801	\$139
PN69RTSR	24 x 24 x 66	92.5	260	26	\$1801	\$139

Specify PN69RTSL for **LEFT** or PN69RTSR for **RIGHT**.

Drawer with one waste and one recycling bin. Open shelf above. Two adjustable laminate shelves. Fixed bottom shelf aligns with **29"H** surfaces. Outside accessory hook. Locking wardrobe with coat rail. Shipped Fully Assembled.

PN67SBFTL	24 x 24 x 66	100	257	26	\$1860	N/A
PN67SBFTR	24 x 24 x 66	100	257	26	\$1860	N/A

Specify PN67SBFTL for **LEFT** or PN67SBFTR for **RIGHT**.

Open Shelf/Box/File Drawer. Lock on file drawer secures both drawers. Upper storage cabinet with locking door and two adjustable laminate shelves inside. Door aligns with **27"H** surfaces. Outside accessory hook. Locking wardrobe with coat rail. Shipped Fully Assembled.

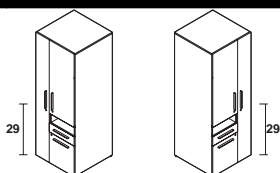
Required Specifications

Top finish
Base finish
Drawer/door front finish

Optional Specifications

No lock (where applicable)
Glass shelf (where applicable)

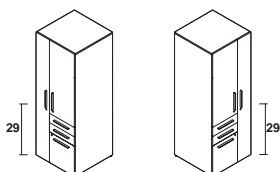
66"H STORAGE CABINETS



LEFT

RIGHT

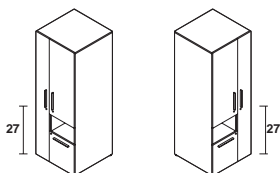
**66"H Storage Tower w/Wardrobe,
Shelf, Box/File and Door at 29"H**



LEFT

RIGHT

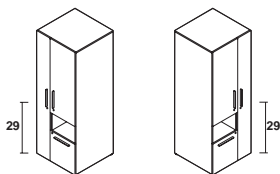
**66"H Storage Tower w/Wardrobe,
Box/Box/File and Door at 29"H**



LEFT

RIGHT

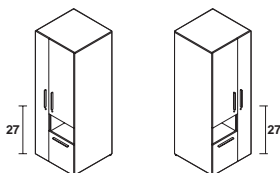
**66"H Storage Tower w/Wardrobe,
Large Shelf, File and Door at 27"H**



LEFT

RIGHT

**66"H Storage Tower w/Wardrobe,
Large Shelf, File and Door at 29"H**



LEFT

RIGHT

**66"H Storage Tower w/Wardrobe,
Large Shelf, Recycling and Door at 27"H**

MODEL#	DIMENSIONS	FREIGHT CLASS	WT/LBS.	CUBIC FT.	LIST PRICE	GLASS SHELF ADD
--------	------------	---------------	---------	-----------	------------	-----------------

D x W x H

PN69SBFTL	24 x 24 x 66	100	257	26	\$1860	N/A
PN69SBFTR	24 x 24 x 66	100	257	26	\$1860	N/A

Specify PN69SBFTL for **LEFT** or PN69SBFTR for **RIGHT**.

Open Shelf/Box/File Drawer. Lock on file drawer secures both drawers. Upper storage cabinet with locking door and two adjustable laminate shelves inside. Door aligns with **29"H** surfaces. Locking wardrobe with coat rail. Shipped Fully Assembled.

PN69BBFTL	24 x 24 x 66	100	257	26	\$1955	N/A
PN69BBFTR	24 x 24 x 66	100	257	26	\$1955	N/A

Specify PN69BBFTL for **LEFT** or PN69BBFTR for **RIGHT**.

Box/Box/File Drawer. Lock on file drawer secures file and lower box drawer. Upper storage cabinet with locking door and two adjustable laminate shelves inside. Door aligns with **29"H** surfaces. Locking wardrobe with coat rail. Shipped Fully Assembled.

PN67DTSFL	24 x 24 x 66	100	230	26	\$1783	N/A
PN67DTSFR	24 x 24 x 66	100	230	26	\$1783	N/A

Specify PN67DTSFL for **LEFT** or PN67DTSFR for **RIGHT**.

Locking **file drawer** with **open shelf** above. Upper storage cabinet with locking door and two adjustable laminate shelves inside. Door aligns with **27"H** surfaces. Locking wardrobe with coat rail. Shipped Fully Assembled.

PN69DTSFL	24 x 24 x 66	100	230	26	\$1783	N/A
PN69DTSFR	24 x 24 x 66	100	230	26	\$1783	N/A

Specify PN69DTSFL for **LEFT** or PN69DTSFR for **RIGHT**.

Locking **file drawer** with **open shelf** above. Upper storage cabinet with locking door and two adjustable laminate shelves inside. Door aligns with **29"H** surfaces. Locking wardrobe with coat rail. Shipped Fully Assembled.

PN67DRTSL	24 x 24 x 66	100	230	26	\$1906	N/A
PN67DRTSR	24 x 24 x 66	100	230	26	\$1906	N/A

Specify PN67DRTSL for **LEFT** or PN67DRTSR for **RIGHT**.

Drawer with one waste and one recycling bin. Open shelf above. Upper storage cabinet with locking door and two adjustable laminate shelves inside. Door aligns with **27"H** surfaces. Locking wardrobe with coat rail. Shipped Fully Assembled.

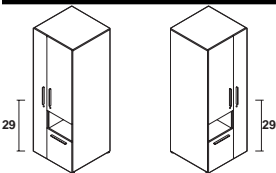
Required Specifications

Top finish
Base finish
Drawer/door front finish

Optional Specifications

No lock (where applicable)

66”H STORAGE CABINETS



LEFT

RIGHT

66”H Storage Tower w/Wardrobe,
Large Shelf, Recycling and Door at 29”H

MODEL#	DIMENSIONS	FREIGHT CLASS	WT/LBS.	CUBIC FT.	LIST PRICE	GLASS SHELF ADD
	D x W x H					
PN69DRTSL	24 x 24 x 66	100	230	26	\$1906	N/A
PN69DRTSR	24 x 24 x 66	100	230	26	\$1906	N/A

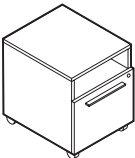
Specify PN69DRTSL for **LEFT** or PN69DRTSR for **RIGHT**.

Drawer with one waste and one recycling bin. Open shelf above. Upper storage cabinet with locking door and two adjustable laminate shelves inside. Door aligns with **29”H** surfaces. Locking wardrobe with coat rail. Shipped Fully Assembled.

MOBILE PEDESTALS

LIST PRICE


HP ADD



20.5”h Mobile Pedestal

PN21MSF	22 x 16 x 20.5	92.5	68	6	\$593	\$67
---------	----------------	------	----	---	-------	------

Open Shelf/File drawer. Lock on file drawer. Front casters are locking. Shipped Fully Assembled.



20.5”h Mobile Pedestal

PN22MBF	22 x 16 x 20.5	85	79	5.75	\$665	\$67
---------	----------------	----	----	------	-------	------

Box/File drawer. Lock on box drawer secures both drawers. Front casters are locking. Shipped Fully Assembled.



25.5”h Mobile Pedestal

PN25MSBF	22 x 16 x 25.5	92.5	80	7	\$704	\$73
----------	----------------	------	----	---	-------	------


Open Shelf/Box/File drawer. Lock on file drawer secures both drawers. Front casters are locking. Shipped Fully Assembled.



25.5”H Mobile Pedestal

PN25MBBF	22 x 16 x 25.5	92.5	95	8	\$743	\$88
----------	----------------	------	----	---	-------	------

Box/Box/File drawer. Lock on file drawer secures file and lower box drawer. Front casters are locking. Shipped Fully Assembled.



27”H Mobile Pedestal

PN27MFF	22 x 16 x 27	85	101	8	\$727	\$82
---------	--------------	----	-----	---	-------	------

File/File. Lock on lower file drawer secures both drawers. Front casters are locking. Shipped Fully Assembled.

- 27”H mobile pedestals can only be used with 29”H Princeton products that have laminate end panels/gables. Princeton products with metal legs will not accommodate 27”H mobile units.

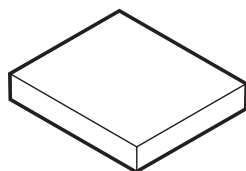
Required Specifications

Top finish
Base finish (Pedestals)
Door/drawer front finish

Optional Specifications

No lock (where applicable)

CUSHIONS FOR MOBILE PEDESTALS



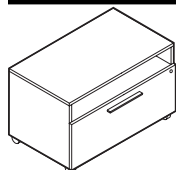
Pedestal Cushion*

MODEL#	DIMENSIONS D x W x H	FREIGHT CLASS	WT/LBS.	CUBIC FT.	GRADE	LIST	GRADE	LIST
PN1622CU	21 x 16 x 2.5	125	6	.90	1	\$135	7	\$304
					2	\$161	8	\$375
					3	\$181	9	\$409
					4	\$210	10	\$473
					5	\$252	11	\$562
					6	\$268	12	\$673

For **PN21MSF** and **PN22MBF** mobile pedestals.

MOBILE LATERAL FILES

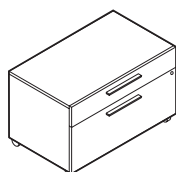
LIST PRICE HP ADD



20.5" h Mobile Lateral File**

PN21MLSF	22 x 35.5 x 20.5	100	112	14	\$985	\$133
----------	------------------	-----	-----	----	--------------	--------------

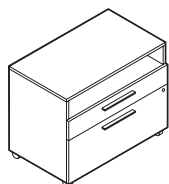
Open Shelf/File. File bars included for front-to-back letter and legal filing capability. Lock on file drawer. Front casters are locking. Shipped Fully Assembled. Can fit under 29"H and 27"H credenzas for mobile lateral file with or without a cushion. Can fit under 23"H credenzas without cushion only.



20.5" h Mobile Lateral File**

PN22MLBF	22 x 35.5 x 20.5	100	132	14	\$1049	\$142
----------	------------------	-----	-----	----	---------------	--------------

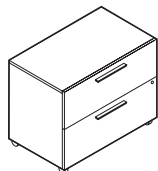
Box/File drawer. Lock on file drawer secures both drawers. File bars included for front-to-back letter and legal filing capability. Front casters are locking. Shipped Fully Assembled. Can fit under 29"H and 27"H credenzas for mobile lateral file with or without a cushion. Can fit under 23"H credenzas without cushion only.



25.5" h Mobile Lateral File

PN25MLSBF	22 x 35.5 x 25.5	100	138	16	\$1098	\$149
-----------	------------------	-----	-----	----	---------------	--------------

Open Shelf/Box/File drawer. Lock on file drawer secures both drawers. File bars included for front-to-back letter and legal filing capability. Front casters are locking. Shipped Fully Assembled. Can fit under 29"H credenzas for mobile lateral file without cushion only.



27" H Mobile Lateral File

PN27MLFF	22 x 35.5 x 27	92.5	170	16	\$1145	\$155
----------	----------------	------	-----	----	---------------	--------------

File/File drawer. Lock on bottom file drawer secures both drawers. File bars included for front-to-back letter and legal filing capability. Front casters are locking. Shipped Fully Assembled. Can fit under 29"H credenzas for mobile lateral file without cushion only.

- 27"H mobile pedestals can only be used with 29"H Princeton products that have laminate end panels/gables. Princeton products with metal legs will not accommodate 27"H mobile units.

Required Specifications

Fabric*
Top finish (Mobile Laterals)
Base finish (Mobile Laterals)
Door/drawer front finish (Mobile Laterals)

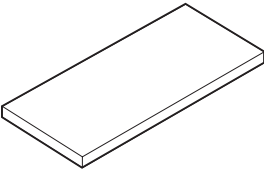
Optional Specifications

No lock (Mobile Laterals)
HP laminate (Mobile Laterals)

Accessories

Cushion**

CUSHIONS FOR BENCHES



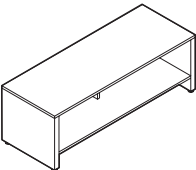
Mobile Lateral File Cushion**

MODEL #	DIMENSIONS	FREIGHT CLASS	WT/LBS.	CUBIC FT.	GRADE	LIST	GRADE	LIST
D x W x H								
PN3622CU	21 x 35.5 x 2.5	150	14	2.40	1	\$274	7	\$611
					2	\$324	8	\$752
					3	\$364	9	\$820
					4	\$423	10	\$950
					5	\$507	11	\$1128
					6	\$538	12	\$1350

For **PN21MLSF** and **PN22MLBF** mobile lateral files.

BENCHES

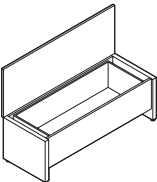
LIST PRICE



Bench w/Storage Shelf*

PN1836BN	18 x 36 x 17	150	64	9	\$476
PN1848BN	18 x 48 x 17	125	86	13	\$520

Open storage with recessed center divider. Shipped Fully Assembled.



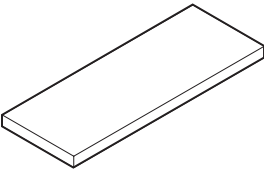
Bench w/Lateral File Storage*

PN1836BF	18 x 36 x 17	150	96	9	\$731
PN1848BF	18 x 48 x 17	100	108	13	\$784

Locking file bars included for front-to-back letter and legal filing capability. Shipped Fully Assembled. Locking.

CUSHIONS FOR BENCHES

GRADE LIST GRADE LIST

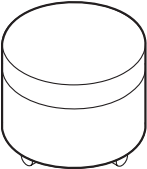


Bench Cushion**

PN1836CU	18 x 36 x 2.5	250	7	2	1	\$200	7	\$453
					2	\$237	8	\$558
					3	\$267	9	\$609
					4	\$311	10	\$706
					5	\$375	11	\$840
					6	\$398	12	\$1005
PN1848CU	18 x 48 x 2.5	150	8	2	1	\$233	7	\$528
					2	\$276	8	\$651
					3	\$311	9	\$711
					4	\$363	10	\$825
					5	\$437	11	\$980
					6	\$464	12	\$1174

For **PN1836BN/BF** and **PN1848BN/BF** benches.

STOOLS



Round Mobile Stool w/Cushion**

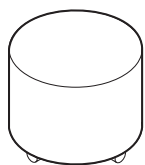
PN1920ST	19 x 19 x 19.5	250	20	5.50	1	\$676	7	\$797
					2	\$695	8	\$847
					3	\$709	9	\$870
					4	\$730	10	\$917
					5	\$760	11	\$979
					6	\$771	12	\$1058

Laminate base. Shipped Fully Assembled. Cushion attached. Six casters.
• **NOTE: Maximum weight capacity is 200 lbs.**

Required Specifications

Top finish*
Base finish
Fabric**

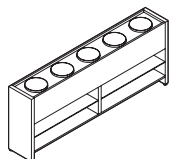
PLANTERS

**Round Mobile Table**

MODEL#	DIMENSIONS	FREIGHT CLASS	WT/LBS.	CUBIC FT.	LIST PRICE	GLASS SHELF ADD
--------	------------	---------------	---------	-----------	------------	-----------------

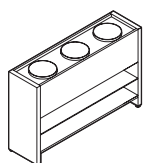
PN1915RT	D x W x H	150	16	3.03	\$515	--
	19 x 19 x 14.5					

Laminate finish. Fixed height. Shipped Fully Assembled. Six casters.

**Five Pot Planter**

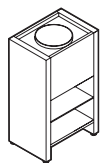
PN7229PL	12 x 72 x 29	100	124	14.50	\$970	\$167
----------	--------------	-----	-----	-------	--------------	--------------

Five plastic pots - specify Black (BK) or White (WT). Adjustable 3 position laminate shelves. Shipped Fully Assembled.

**Three Pot Planter**

PN4229PL	12 x 42 x 29	92.5	86	8.46	\$737	\$94
----------	--------------	------	----	------	--------------	-------------

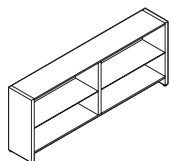
Three plastic pots - specify Black (BK) or White (WT). Adjustable 3 position laminate shelf. Shipped Fully Assembled.

**One Pot Planter**

PN1529PL	12 x 15 x 29	85	65	5	\$516	\$56
----------	--------------	----	----	---	--------------	-------------

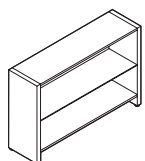
1 plastic pot - specify Black (BK) or White (WT). Adjustable 3 position laminate shelf. Shipped Fully Assembled.

DIVIDER SHELVES

**72" w Divider Shelf**

PN7229BGS	12 x 72 x 29	125	124	18	\$801	\$94
-----------	--------------	-----	-----	----	--------------	-------------

Adjustable 3 position laminate shelves. Shipped Fully Assembled.

**42" w Divider Shelf**

PN4229BGS	12 x 42 x 29	125	86	11	\$646	\$167
-----------	--------------	-----	----	----	--------------	--------------

Adjustable 3 position laminate shelf. Shipped Fully Assembled.

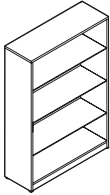
Required Specifications

Planter pot finish
Top finish
Base finish

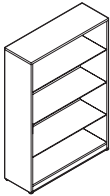
Optional Specifications

Glass shelf

BOOKSHELVES



Bookshelf w/Laminate Shelves



Bookshelf w/Glass Shelves

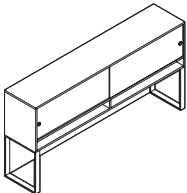
MODEL#	DIMENSIONS D x W x H	FREIGHT CLASS	WT/LBS.	CUBIC FT.	LIST PRICE	HP ADD
PN2429BLS	12 x 24 x 29	70	37	2	\$492	\$77
PN2452BLS	12 x 24 x 52	70	60	3	\$624	N/A
PN2466BLS	12 x 24 x 66	70	74	4	\$685	N/A
PN3029BLS	12 x 30 x 29	70	44	2	\$553	\$89
PN3052BLS	12 x 30 x 52	65	68	3	\$647	N/A
PN3066BLS	12 x 30 x 66	70	79	4	\$714	N/A
PN3629BLS	12 x 36 x 29	70	66	3	\$595	\$95
PN3652BLS	12 x 36 x 52	70	80	4	\$682	N/A
PN3666BLS	12 x 36 x 66	70	106	5	\$750	N/A

66"H models have four adjustable shelves. 52"H models have 3 adjustable shelves. 29"H models have 1 adjustable shelf. Shipped Fully Assembled.

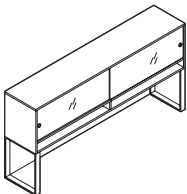
PN2429BGS	12 x 24 x 29	70	37	2	\$512	\$77
PN2452BGS	12 x 24 x 52	70	60	3	\$760	N/A
PN2466BGS	12 x 24 x 66	70	74	4	\$905	N/A
PN3029BGS	12 x 30 x 29	70	44	2	\$593	\$89
PN3052BGS	12 x 30 x 52	65	68	3	\$818	N/A
PN3066BGS	12 x 30 x 66	70	79	4	\$945	N/A
PN3629BGS	12 x 36 x 29	70	66	3	\$592	\$95
PN3652BGS	12 x 36 x 52	70	80	4	\$891	N/A
PN3666BGS	12 x 36 x 66	70	106	5	\$1046	N/A

66"H models have four adjustable shelves. 52"H models have 3 adjustable shelves. 29"H models have 1 adjustable shelf. Shipped Fully Assembled.

DESKTOP AND OVERHEAD STORAGE



Hutch w/Laminate Doors*



Hutch w/Glass Doors

PN3560LCH	16 x 60 x 35	125	131	18	\$1260
PN3566LCH	16 x 66 x 35	125	133	20	\$1282
PN3572LCH	16 x 72 x 35	125	135	21	\$1303
PN3578LCH	16 x 78 x 35	125	140	23	\$1373
PN3584LCH	16 x 84 x 35	150	145	25	\$1399

Sliding laminate doors in upper plastic track. Recessed brushed aluminum finger pulls. No lock. Metal hutch supports. Laminate back board. 15.75" clearance between worksurface and underside. Shipped Partially Assembled.

PN3560CH	16 x 60 x 35	125	120	19.44	\$1830
PN3566CH	16 x 66 x 35	125	133	20	\$1886
PN3572CH	16 x 72 x 35	125	144	23.33	\$1967
PN3578CH	16 x 78 x 35	125	140	23	\$2060
PN3584CH	16 x 84 x 35	150	145	25	\$2160

Sliding glass doors in upper aluminum track. Satin etched 6mm glass. Brushed aluminum finger pulls. No lock. Metal hutch supports. Laminate back board. 15.75" clearance between worksurface and underside. Shipped Partially Assembled.

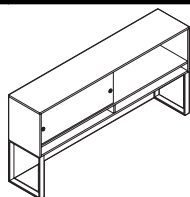
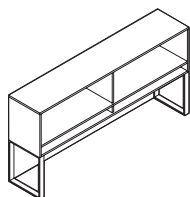
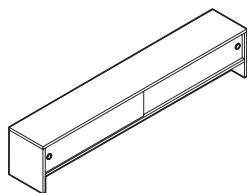
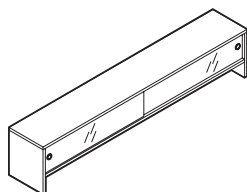
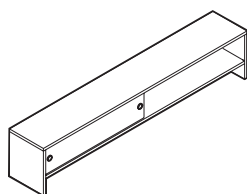
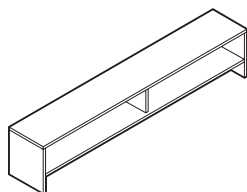
Required Specifications

Top finish
Base finish
Door finish*
Hutch support finish*

Optional Specifications

HP laminate (29"H bookshelves)

DESKTOP AND OVERHEAD STORAGE

**Hutch w/Single Laminate Door*****Open Hutch*****Desktop Storage w/Laminate Doors****Desktop Storage w/Glass Doors****Desktop Storage w/Single Laminate Door****Open Desktop Storage**

MODEL#	DIMENSIONS D x W x H	FREIGHT CLASS	WT/LBS.	CUBIC FT.	LIST PRICE
PN3560LS	16 x 60 x 35	125	129	18	\$1220
PN3566LS	16 x 66 x 35	125	131	20	\$1245
PN3572LS	16 x 72 x 35	125	133	21	\$1265
PN3578LS	16 x 78 x 35	125	138	23	\$1318
PN3584LS	16 x 84 x 35	150	143	25	\$1358

Sliding laminate door in upper plastic track. Recessed brushed aluminum finger pulls. No lock. Metal hutch supports. Laminate back board. 15.75" clearance between worksurface and underside. Shipped Partially Assembled.

PN3560CHO	16 x 60 x 35	125	124	18	\$1100
PN3566CHO	16 x 66 x 35	125	126	20	\$1119
PN3572CHO	16 x 72 x 35	125	128	21	\$1132
PN3578CHO	16 x 78 x 35	150	133	23	\$1184
PN3584CHO	16 x 84 x 35	150	138	25	\$1222

Metal hutch supports. Laminate back board. 15.75" clearance between worksurface and underside. Shipped Partially Assembled.

PN1148LDS	11 x 48 x 12	100	46	5	\$611
PN1154LDS	11 x 54 x 12	100	48	6	\$626
PN1160LDS	11 x 60 x 12	100	54	6.50	\$660
PN1166LDS	11 x 66 x 12	100	58	7	\$685
PN1172LDS	11 x 72 x 12	100	62	7.75	\$711

Sliding laminate doors in upper plastic track. Recessed brushed aluminum finger pulls. No lock. Shipped Fully Assembled.

PN1148DS	11 x 48 x 12	100	48	5	\$968
PN1154DS	11 x 54 x 12	100	50	6	\$1023
PN1160DS	11 x 60 x 12	100	43	4.58	\$1062
PN1166DS	11 x 66 x 12	100	60	7	\$1106
PN1172DS	11 x 72 x 12	100	51	5.50	\$1197

Sliding glass doors in upper aluminum track. Satin etched 6mm glass. Recessed aluminum finger pulls. No lock. Shipped Fully Assembled.

PN1148LS	11 x 48 x 12	100	44	5	\$547
PN1154LS	11 x 54 x 12	125	46	6	\$560
PN1160LS	11 x 60 x 12	100	52	6.50	\$590
PN1166LS	11 x 66 x 12	100	56	7	\$614
PN1172LS	11 x 72 x 12	125	60	7.75	\$647

Sliding laminate door in upper plastic track. Recessed brushed aluminum finger pulls. No lock. Shipped Fully Assembled.

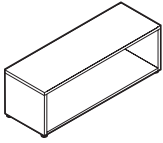
PN1148DSO	11 x 48 x 12	100	40	5	\$476
PN1154DSO	11 x 54 x 12	125	42	6	\$489
PN1160DSO	11 x 60 x 12	125	48	6.50	\$515
PN1166DSO	11 x 66 x 12	125	52	7	\$534
PN1172DSO	11 x 72 x 12	125	56	7.75	\$560

Open storage with center divider. Shipped Fully Assembled.

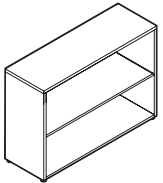
Required Specifications

Top finish
Base finish
Door finish (laminate doors)
Hutch support finish*

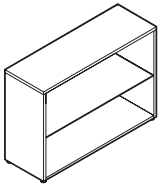
DESKTOP AND OVERHEAD STORAGE



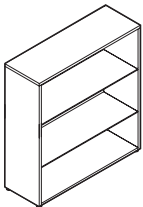
Desktop Shelf - One High



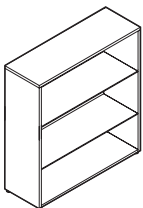
Desktop Shelf - Two High w/Laminate Shelf



Desktop Shelf - Two High w/Glass Shelf



Desktop Shelf - Three High w/Laminate Shelves



Desktop Shelf - Three High w/Glass Shelves

MODEL#	DIMENSIONS D x W x H	FREIGHT CLASS	WT/LBS.	CUBIC FT.	LIST PRICE
PN2413DB	12 x 24 x 13	70	31	1.50	\$252
PN3013DB	12 x 30 x 13	65	36	1.50	\$269
PN3613DB	12 x 36 x 13	65	38	1.50	\$271
PN4213DB	12 x 42 x 13	65	40	1.50	\$296
PN4813DB	12 x 48 x 13	70	42	2	\$305
PN5413DB	12 x 54 x 13	70	44	2	\$347
PN6013DB	12 x 60 x 13	65	47	2	\$368
PN6613DB	12 x 66 x 13	65	51	2	\$377
PN7213DB	12 x 72 x 13	65	55	2	\$380
PN7813DB	12 x 78 x 13	70	59	3	\$395

54", 60", 66", 72", 78"W with center divider. Shipped Fully Assembled.

PN2423LDB	12 x 24 x 23	60	45	1.50	\$312
PN3023LDB	12 x 30 x 23	60	49	1.50	\$340
PN3623LDB	12 x 36 x 23	65	53	2	\$344
PN2425LDB	12 x 24 x 25	60	47	1.50	\$312
PN3025LDB	12 x 30 x 25	65	51	2	\$340
PN3625LDB	12 x 36 x 25	65	55	2	\$344

One multiple-position adjustable laminate shelf. Shipped Fully Assembled.

PN2423GDB	12 x 24 x 23	60	45	1.50	\$358
PN3023GDB	12 x 30 x 23	60	49	1.50	\$392
PN3623GDB	12 x 36 x 23	65	53	2	\$417
PN2425GDB	12 x 24 x 25	60	47	1.50	\$358
PN3025GDB	12 x 30 x 25	65	51	2	\$392
PN3625GDB	12 x 36 x 25	65	55	2	\$417

One multiple-position adjustable glass shelf. Shipped Fully Assembled.

PN2437LDB	12 x 24 x 37	65	58	2	\$389
PN3037LDB	12 x 30 x 37	70	64	3	\$414
PN3637LDB	12 x 36 x 37	65	71	3	\$431
PN2439LDB	12 x 24 x 39	65	58	2	\$389
PN3039LDB	12 x 30 x 39	70	64	3	\$414
PN3639LDB	12 x 36 x 39	65	71	3	\$431

Two multiple-position adjustable laminate shelves. Shipped Fully Assembled.

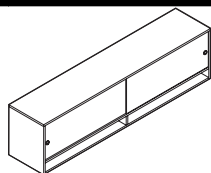
PN2437GDB	12 x 24 x 37	65	58	2	\$502
PN3037GDB	12 x 30 x 37	70	64	3	\$556
PN3637GDB	12 x 36 x 37	65	71	3	\$579
PN2439GDB	12 x 24 x 39	65	58	2	\$502
PN3039GDB	12 x 30 x 39	70	64	3	\$556
PN3639GDB	12 x 36 x 39	65	71	3	\$579

Two multiple-position adjustable glass shelves. Shipped Fully Assembled.

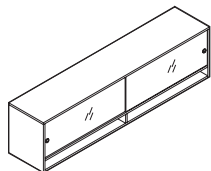
Required Specifications

Top finish
Base finish

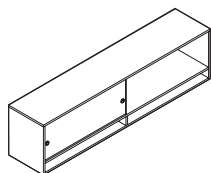
DESKTOP AND OVERHEAD STORAGE



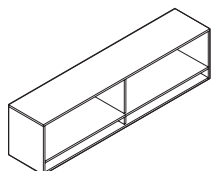
Large Overhead Storage w/Laminate Doors, Wall-Mounted



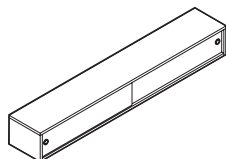
Large Overhead Storage w/Glass Doors Wall-Mounted



Large Overhead Storage w/Single Laminate Door, Wall-Mounted



Large Overhead Storage, Wall-Mounted



Small Overhead Storage w/Laminate Doors, Wall-Mounted

MODEL#	DIMENSIONS	FREIGHT CLASS	WT/LBS.	CUBIC FT.	LIST PRICE
--------	------------	---------------	---------	-----------	------------

D x W x H

PN1960LWH	16 x 60 x 19	100	119	13.25	\$929
PN1966LWH	16 x 66 x 19	100	130	14	\$951
PN1972LWH	16 x 72 x 19	100	138	16	\$971
PN1978LWH	16 x 78 x 19	100	148	17.50	\$1029
PN1984LWH	16 x 84 x 19	100	158	19	\$1068

Sliding laminate doors in upper plastic track. Recessed brushed aluminum finger pulls. No lock. Shipped Fully Assembled.

- **NOTE:** Care should be taken to mount the units. Units should be mounted to wall studs using correct fasteners. Failure to do so may result in collapse of the unit and subsequent personal injury. **Mounting hardware not included.** Mounting hardware used should be based on wall material. Consult an installation professional for proper wall mounting.

PN1960WH	16 x 60 x 19	100	101	10.56	\$1450
PN1966WH	16 x 66 x 19	100	130	14	\$1531
PN1972WH	16 x 72 x 19	100	121	12.67	\$1626
PN1978WH	16 x 78 x 19	100	148	17.50	\$1714
PN1984WH	16 x 84 x 19	100	158	19	\$1782

Sliding glass doors in upper aluminum track. Satin etched 6mm glass. Brushed aluminum finger pulls. No lock. Shipped Fully Assembled.

- **NOTE:** Care should be taken to mount the units. Units should be mounted to wall studs using correct fasteners. Failure to do so may result in collapse of the unit and subsequent personal injury. **Mounting hardware not included.** Mounting hardware used should be based on wall material. Consult an installation professional for proper wall mounting.

PN1960LS	16 x 60 x 19	100	117	13.25	\$864
PN1966LS	16 x 66 x 19	100	128	14	\$888
PN1972LS	16 x 72 x 19	100	136	16	\$908
PN1978LS	16 x 78 x 19	100	146	17.50	\$959
PN1984LS	16 x 84 x 19	100	156	19	\$998

Sliding laminate door in upper plastic track. Recessed brushed aluminum finger pulls. No lock. Shipped Fully Assembled.

- **NOTE:** Care should be taken to mount the units. Units should be mounted to wall studs using correct fasteners. Failure to do so may result in collapse of the unit and subsequent personal injury. **Mounting hardware not included.** Mounting hardware used should be based on wall material. Consult an installation professional for proper wall mounting.

PN1960WHO	16 x 60 x 19	100	112	13.25	\$782
PN1966WHO	16 x 66 x 19	100	123	14	\$801
PN1972WHO	16 x 72 x 19	100	131	16	\$814
PN1978WHO	16 x 78 x 19	100	141	17.50	\$865
PN1984WHO	16 x 84 x 19	125	151	19	\$904

Open storage with center divider. Shipped Fully Assembled.

- **NOTE:** Care should be taken to mount the units. Units should be mounted to wall studs using correct fasteners. Failure to do so may result in collapse of the unit and subsequent personal injury. **Mounting hardware not included.** Mounting hardware used should be based on wall material. Consult an installation professional for proper wall mounting.

PN1260LWH	12 x 60 x 8	100	49	5.25	\$681
PN1266LWH	12 x 66 x 8	100	53	6	\$704
PN1272LWH	12 x 72 x 8	100	56	6.25	\$737
PN1278LWH	12 x 78 x 8	100	60	7	\$762
PN1284LWH	12 x 84 x 8	100	64	8	\$775

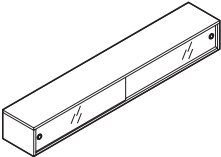
Sliding laminate doors in upper plastic track. Recessed brushed aluminum finger pulls. No lock. Shipped Fully Assembled.

- **NOTE:** Care should be taken to mount the units. Units should be mounted to wall studs using correct fasteners. Failure to do so may result in collapse of the unit and subsequent personal injury. **Mounting hardware not included.** Mounting hardware used should be based on wall material. Consult an installation professional for proper wall mounting.

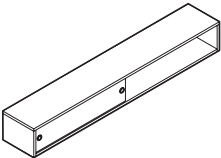
Required Specifications

Top finish
Base finish
Door finish (laminate doors)

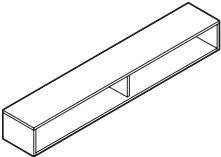
DESKTOP AND OVERHEAD STORAGE



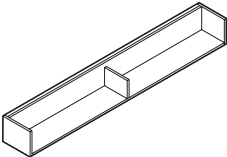
Small Overhead Storage w/Glass Doors
Wall-Mounted



Small Overhead Storage w/Single
Laminate Door, Wall-Mounted



Small Overhead Storage, Wall-Mounted



Wall-Mounted Shelf

MODEL#	DIMENSIONS D x W x H	FREIGHT CLASS	WT/LBS.	CUBIC FT.	LIST PRICE
PN1260WH	12 x 60 x 8	100	31	3.33	\$1333
PN1266WH	12 x 66 x 8	100	53	6	\$1418
PN1272WH	12 x 72 x 8	100	38	4	\$1502
PN1278WH	12 x 78 x 8	100	60	7	\$1502
PN1284WH	12 x 84 x 8	100	64	8	\$1588

Sliding glass doors in upper aluminum track. Satin etched 6mm glass. Brushed aluminum finger pulls. No lock. Shipped Fully Assembled.

• **NOTE:** Care should be taken to mount the units. Units should be mounted to wall studs using correct fasteners. Failure to do so may result in collapse of the unit and subsequent personal injury. **Mounting hardware not included.** Mounting hardware used should be based on wall material. Consult an installation professional for proper wall mounting.

PN1260LS	12 x 60 x 8	100	47	5.25	\$616
PN1266LS	12 x 66 x 8	100	51	6	\$640
PN1272LS	12 x 72 x 8	100	54	6.25	\$673
PN1278LS	12 x 78 x 8	100	58	7	\$712
PN1284LS	12 x 84 x 8	125	62	8	\$731

Sliding laminate door in upper plastic track. Recessed brushed aluminum finger pulls. No lock. Shipped Fully Assembled.

• **NOTE:** Care should be taken to mount the units. Units should be mounted to wall studs using correct fasteners. Failure to do so may result in collapse of the unit and subsequent personal injury. **Mounting hardware not included.** Mounting hardware used should be based on wall material. Consult an installation professional for proper wall mounting.

PN1260WHO	12 x 60 x 8	100	45	5.25	\$521
PN1266WHO	12 x 66 x 8	100	49	6	\$553
PN1272WHO	12 x 72 x 8	100	52	6.25	\$586
PN1278WHO	12 x 78 x 8	100	56	7	\$618
PN1284WHO	12 x 84 x 8	125	60	8	\$637

Open storage shelf with center divider. Shipped Fully Assembled.

• **NOTE:** Care should be taken to mount the units. Units should be mounted to wall studs using correct fasteners. Failure to do so may result in collapse of the unit and subsequent personal injury. **Mounting hardware not included.** Mounting hardware used should be based on wall material. Consult an installation professional for proper wall mounting.

PN1260WHS	12 x 60 x 8	150	31	5.50	\$386
PN1266WHS	12 x 66 x 8	150	34	6	\$406
PN1272WHS	12 x 72 x 8	125	37	6	\$418
PN1278WHS	12 x 78 x 8	125	40	6.50	\$431
PN1284WHS	12 x 84 x 8	125	44	7	\$451

Open storage shelf with center divider. Shipped Fully Assembled.

• **NOTE:** Care should be taken to mount the units. Units should be mounted to wall studs using correct fasteners. Failure to do so may result in collapse of the unit and subsequent personal injury. **Mounting hardware not included.** Mounting hardware used should be based on wall material. Consult an installation professional for proper wall mounting.

Required Specifications

- Top finish
- Base finish
- Door finish (laminate doors)

TACKBOARDS

MODEL#

DIMENSIONS

FREIGHT CLASS

WT/LBS.

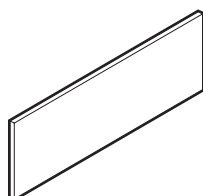
CUBIC FT.

FABRIC GRD. LIST PRICE

D x W x H

TACKBOARD Notes: Tackboards can be upholstered in all of the following fabrics:**Grade 1:** Agate II, Drama, Jenny, Pebbles, Quilt, Sprinkle, Station, Urban**Grade 2:** Couture, Crescent, Imprint, Lola, Match, Renewal, Replay, Silhouette**Grade 3:** Anchorage, Brinx, Mariposa**Grade 4:** Accent**Grade 5:** Meander, Tracery, Universe

PN1556TBH	1 x 56 x 14.5	100	9.50	1	1	\$412
					2	\$494
					3	\$593
					4	\$711
					5	\$818
PN1562TBH	.62 x 62 x 14.4	125	7.75	1	1	\$507
					2	\$609
					3	\$730
					4	\$876
					5	\$1007
PN1568TBH	1 x 68 x 14.5	92.5	11	1	1	\$430
					2	\$516
					3	\$618
					4	\$741
					5	\$853
PN1574TBH	.62 x 74 x 14.4	125	9	1.50	1	\$648
					2	\$777
					3	\$933
					4	\$1120
					5	\$1288
PN1580TBH	1 x 80 x 14.5	125	10	1.50	1	\$684
					2	\$821
					3	\$984
					4	\$1181
					5	\$1359



Tackboard for Hutches

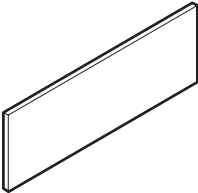
Attaches with Velcro to Hutch backboard.

Required Specifications

Fabric

TACKBOARDS

MODEL#	DIMENSIONS	FREIGHT CLASS	WT/LBS.	CUBIC FT.	FABRIC GRD.	LIST PRICE
	D x W x H					
PN1560TBW	1 x 60 x 14.5	85	14	1	1	\$422
					2	\$506
					3	\$607
					4	\$729
					5	\$839
PN1566TBW	.62 x 66 x 14.4	85	12	1	1	\$564
					2	\$677
					3	\$812
					4	\$975
					5	\$1121
PN1572TBW	1 x 72 x 14.5	70	16.50	1	1	\$493
					2	\$592
					3	\$710
					4	\$852
					5	\$980
PN1578TBW	.62 x 78 x 14.4	100	14	1.50	1	\$710
					2	\$852
					3	\$1021
					4	\$1226
					5	\$1410
PN1584TBW	.62 x 84 x 14.4	92.5	15	1.50	1	\$773
					2	\$928
					3	\$1112
					4	\$1335
					5	\$1535

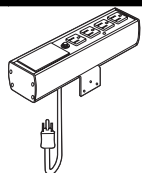


Tackboard for Overhead Storage

Attaches with adhesive-backed Velcro.

Required Specifications
Fabric

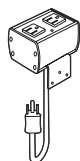
ELECTRICAL / DATA

**4 Outlet, 1 Telecom Blank Plate**

MODEL#	DIMENSIONS D x W x H	FREIGHT CLASS	WT/LBS.	CUBIC FT.	LIST PRICE
--------	-------------------------	---------------	---------	-----------	------------

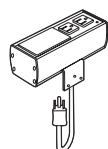
PGDPS41	2.5 x 10.25 x 2.22	70	1.50	.02	\$183
---------	--------------------	----	------	-----	--------------

4 power receptacles and 1 telecom blank plate. For mounting behind pull-out shelf or open space credenza. Tungsten (TUN) finish. 12 foot black cord.

**2 Outlet Power Block**

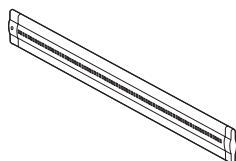
PGDPS20	2.5 x 3.58 x 2.22	70	1	.01	\$131
---------	-------------------	----	---	-----	--------------

2 power receptacles. For side mounted installation. Tungsten (TUN) finish. 12 foot black cord.

**2 Outlet, 1 Telecom Blank Plate**

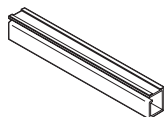
PGDPS21	2.5 x 6.75 x 2.22	70	1.25	.01	\$169
---------	-------------------	----	------	-----	--------------

2 power receptacles and 1 telecom blank plate. For side mounted installation. Tungsten (TUN) finish. 12 foot black cord.

**LED Task Light**

PLED30	1.5 x 15.5 x .5	150	2	.50	\$380
PLED50	1.5 x 23.5 x .5	150	2	.50	\$437
PLED100	1.5 x 43.5 x .5	125	3	.50	\$507

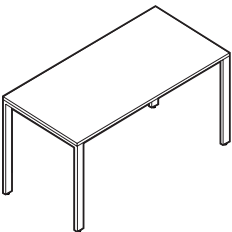
Energy efficient LED. Ultra slim design. Suitable for hanging under Hutch or Wallhung units. 6' power cord.

**Wire Manager**

PEWM5.5	2 x 66 x 2	70	.60	.10	\$151
PEWM5	2 x 60 x 2	70	.60	.10	\$127
PEWM4.5	2 x 54 x 2	70	.50	.10	\$113
PEWM4	2 x 48 x 2	70	.50	.10	\$102
PEWM3.5	2 x 42 x 2	70	.40	.10	\$88
PEWM3	2 x 36 x 2	70	.40	.10	\$78
PEWM2.5	2 x 30 x 2	70	.30	.10	\$64
PEWM2	2 x 24 x 2	70	.30	.10	\$53
PEWM1.5	2 x 18 x 2	70	.20	.10	\$40
PEWM1	2 x 12 x 2	70	.20	.10	\$29

Plastic tray flexes to receive and hold electrical and data wires. Quickly attaches with two strips of double-sided tape. Black (BLK) only.

TABLES



29"H Table

MODEL#	DIMENSIONS	FREIGHT CLASS	WT/LBS.	CUBIC FT.	LIST PRICE	HP ADD
D x W x H						
PN242429	24 x 24 x 29	150	53	10	\$706	\$97
PN482429	24 x 48 x 29	125	71	10.50	\$754	\$104
PN542429	24 x 54 x 29	125	83	13	\$895	\$124
PN602429	24 x 60 x 29	125	86	13	\$911	\$126
PN662429	24 x 66 x 29	125	90	14	\$930	\$128
PN722429	24 x 72 x 29	150	97	21	\$936	\$129
PN782429	24 x 78 x 29	150	101	21	\$1026	\$142
PN842429	24 x 84 x 29	150	106	22	\$1109	\$153
PN902429	24 x 90 x 29	150	110	23	\$1165	\$161
PN962429	24 x 96 x 29	150	123	24	\$1207	\$166
PN303029	30 x 30 x 29	150	66	12	\$778	\$107
PN483029	30 x 48 x 29	150	77	13	\$828	\$114
PN543029	30 x 54 x 29	150	94	16	\$975	\$134
PN603029	30 x 60 x 29	125	99	16.50	\$982	\$135
PN663029	30 x 66 x 29	125	105	17	\$1010	\$139
PN723029	30 x 72 x 29	150	112	23	\$1026	\$142
PN783029	30 x 78 x 29	150	119	26	\$1121	\$155
PN843029	30 x 84 x 29	150	132	27	\$1203	\$166
PN903029	30 x 90 x 29	150	139	33	\$1259	\$174
PN963029	30 x 96 x 29	150	143	29.50	\$1289	\$178
PN363629	36 x 36 x 29	150	80	15	\$827	\$114
PN603629	36 x 60 x 29	150	113	20	\$1128	\$155
PN663629	36 x 66 x 29	150	119	21	\$1164	\$160
PN723629	36 x 72 x 29	150	128	29	\$1182	\$163
PN783629	36 x 78 x 29	150	135	31	\$1165	\$161
PN843629	36 x 84 x 29	150	150	32	\$1248	\$172
PN903629	36 x 90 x 29	150	161	33.50	\$1340	\$185
PN963629	36 x 96 x 29	150	164	35	\$1353	\$186
PN424229	42 x 42 x 29	150	96	17	\$954	\$132
PN604229	42 x 60 x 29	150	125	22	\$1179	\$163
PN664229	42 x 66 x 29	150	134	23	\$1216	\$168
PN724229	42 x 72 x 29	150	142	32	\$1240	\$171
PN784229	42 x 78 x 29	150	150	35	\$1379	\$190
PN844229	42 x 84 x 29	150	167	36	\$1503	\$207
PN904229	42 x 90 x 29	150	176	38	\$1611	\$222
PN964229	42 x 96 x 29	150	182	40	\$1643	\$226
PN484829	48 x 48 x 29	150	114	21	\$985	\$136
PN604829	48 x 60 x 29	150	138	26	\$1222	\$168
PN664829	48 x 66 x 29	150	147	27	\$1264	\$174
PN724829	48 x 72 x 29	150	158	38	\$1282	\$177
PN784829	48 x 78 x 29	150	166	40	\$1449	\$200
PN844829	48 x 84 x 29	150	184	42	\$1572	\$217
PN904829	48 x 90 x 29	150	193	43	\$1680	\$231
PN964829	48 x 96 x 29	150	202	45	\$1706	\$235

Freestanding. 1" x 2.5" open metal frame legs with levelers, finished in Tungsten (TUN), Designer White (DWT) or Black (BLK). Metal support hat channel(s) provided on tables exceeding 54" in width. Shipped in 2 cartons.

Required Specifications

Top finish
Leg finish

Optional Specifications

HP laminate

Accessories

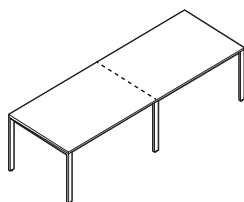
Wire manager
Desktop screen

TABLES

MODEL#	DIMENSIONS	FREIGHT CLASS	WT/LBS.	CUBIC FT.	LIST PRICE	HP ADD
--------	------------	---------------	---------	-----------	------------	--------

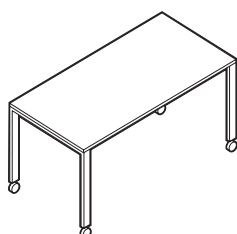
D x W x H

PN1202429	24 x 120 x 29	250	169	61.38	\$1660	\$229
PN1442429	24 x 144 x 29	250	198	67.37	\$1740	\$240
PN1203029	30 x 120 x 29	250	194	74.85	\$1798	\$248
PN1443029	30 x 144 x 29	250	220	82.34	\$1869	\$257
PN1203629	36 x 120 x 29	250	221	86.83	\$2064	\$284
PN1443629	36 x 144 x 29	250	246	97.31	\$2185	\$301
PN1204229	42 x 120 x 29	250	246	101.8	\$2146	\$295
PN1444229	42 x 144 x 29	250	287	110.7	\$2264	\$312
PN1204829	48 x 120 x 29	250	271	113.7	\$2273	\$313
PN1444829	48 x 144 x 29	250	291	116.7	\$2391	\$329

**29"H Table with Center Leg**

Freestanding. 1" x 2.5" open metal frame legs with levelers, finished in Tungsten (TUN), Designer White (DWT) or Black (BLK). 120" and 144"W with 2 piece top. Metal support hat channel(s) provided on tables exceeding 54" in width. Shipped in 3 cartons.

PN242429C	24 x 24 x 29	150	53	9	\$729	\$101
PN482429C	24 x 48 x 29	125	71	10.50	\$774	\$107
PN542429C	24 x 54 x 29	125	83	13	\$928	\$128
PN602429C	24 x 60 x 29	125	86	13	\$945	\$130
PN662429C	24 x 66 x 29	125	90	14	\$962	\$133
PN722429C	24 x 72 x 29	125	97	14	\$977	\$135
PN303029C	30 x 30 x 29	150	66	12	\$802	\$111
PN483029C	48 x 48 x 29	150	77	19	\$848	\$117
PN543029C	30 x 54 x 29	150	94	16	\$1008	\$139
PN603029C	30 x 60 x 29	125	99	16.50	\$1016	\$140
PN663029C	30 x 66 x 29	125	105	17	\$1038	\$143
PN723029C	30 x 72 x 29	125	112	18	\$1074	\$148
PN363629C	36 x 36 x 29	150	80	15	\$843	\$116
PN603629C	36 x 60 x 29	150	113	20	\$1065	\$147
PN663629C	36 x 66 x 29	150	119	21	\$1091	\$150
PN723629C	36 x 72 x 29	150	124	29	\$1248	\$172
PN424229C	42 x 42 x 29	150	96	17	\$976	\$135
PN484829C	48 x 48 x 29	150	114	21	\$1011	\$139

**29"H Table with Casters**

Freestanding. 1" x 2.5" open metal frame legs with casters, finished in Tungsten (TUN), Designer White (DWT) or Black (BLK). All casters are locking. Metal support hat channel(s) provided on tables exceeding 54" in width. Shipped in 2 cartons.

Required Specifications

Top finish
Leg finish

Optional Specifications

HP laminate

Accessories

Wire manager
Desktop screen

NOTES