



The **Dufferin** series is a unique entity in that it integrates wood veneer and laminate. Worksurfaces, drawer and cabinet fronts use genuine wood veneer while the chassis and cabinets are finished in your choice of laminate or wood veneer. The result is a rich, two tone appearance to coordinate with any contemporary business interior.

Key features include a two inch knife edge providing clean, crisp detailing, grommets, a reverse profile/self edge edge on connecting worksurfaces, square or round post leg on islands, base and modesty panel upgrades and endless electrical options.

Storage options are available in 29", 48", 54", 66", 72" and 84" heights. Various models include storage cabinets, file modules, mixed storage cabinets, open shelving, wardrobe cabinets and personal towers.

Above worksurface storage selections include overhead storage and hutches with or without pigeon-hole storage. Hutch doors are available in a choice of veneer or glass with an aluminum frame. Tackboards are offered in all fabric or with a built-in accessory rail for organizing folders, binders, cds and more!



Contemporary **two inch overhang knife edge** on user and guest sides. Self-edge veneer on ends and wall sides.



Optional **base upgrades** include a rectangular two tone base (shown) and elliptical base. Available on most islands.



Tackboards with **accessory rails** accommodate letter trays, binder bins and file holders.



Features and Benefits

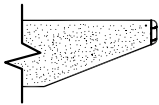
- Choice of ten handle options on every door/drawer that features handles
- Modesty panel options include metal in Black or Tungsten and veneer
- Base upgrades to replace standard monopost on islands are available in four styles
- Drawers are standard vinyl-wrapped construction with black drawer sides and bottom.
- 75 lb box - 150 lb. file drawer weight capacity with full height sides with pencil tray included in box drawer
- Lateral file drawers can accommodate legal or letter documents
- Premium full extension progressive ball bearing slides on file drawers
- Box drawers mounted on 3/4 extension premium ball bearing slides.
- Power / Data accessories are available to be factory installed on any Dufferin unit, including Boardroom Tables, to meet all today's technological requirements
- A full array of complementary Boardroom and Reception area furnishings are available to coordinate the entire office

GENERAL INFORMATION

- Dufferin is a veneer and laminate desking system composed of hundreds of models, capable of furnishing executive suites, boardrooms and reception areas.
- 1 3/16" thick worksurfaces utilizing pedestal and panel construction with top over side panel design.
- Full modesty panels on desks are available in either a straight or breakfront style
- Global desking products are in compliance with stringent emission guidelines set out by the Greenguard Environmental Institute under the standards for low emitting products and materials. www.greenguard.org
- **Level 3 Certified**

WORKSURFACES

- Standard with 1 3/16" top thickness
- All surfaces constructed from grade "A" veneers
- All top surfaces feature a contemporary 2" overhang knife edge on user and guest sides. Self-edge veneer on ends and wall sides.



Contemporary 2" overhanging knife edge

CONSTRUCTION

- "Number one select, architectural grade A" oak, American black walnut, American black cherry, hard maple and lyptus. Wood worksurface moulded edges are solid oak, walnut, cherry, maple or lyptus (except where square self-edges exist, i.e. credenza and computer worksurface back edges that are most commonly against walls).

FINISHES

- Conversion varnish (similar to catalyzed lacquer, but tougher), 35 to 40 degree sheen. Finishes are not buffed or rubbed.
- All Global wood casegood products are veneered and finished on the back sides (3600 finishing), except modular under-surface storage - tops and backs are unfinished.
- Global standard finish, on oak and walnut, is open pore and on cherry and maple is semi-closed pore. If a full finish is required for walnut, cherry, anigre and maple tops, Add the suffix "2" to the finish code and Add 5% to the base pricing for each product.

CUSTOM FINISH IS AVAILABLE.

PEDESTALS

- Black embossed vinyl-wrapped construction drawer sides and bottom are standard.
- All pedestals are full to floor and locking.
- Double pedestal models feature a choice of four drawer configurations: two file/file pedestals (EE), two box/box/file pedestals (DD), file/file on left, box/box/file on right (ED), or file/file on right, box/box/file on left (DE).
- Single pedestal models feature a choice of two drawer configurations: one file/file pedestal (E) or one box/box/file pedestal (D) on the left or right.

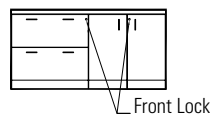
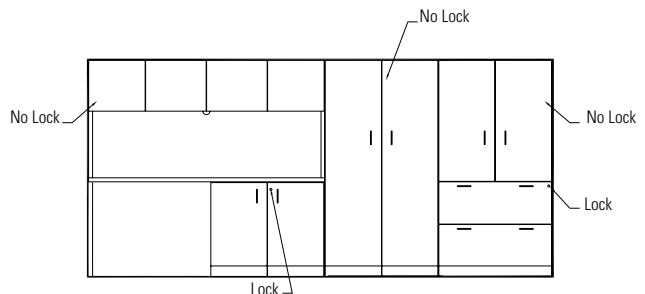
HARDWARE

- All necessary hardware items for attaching furniture items are included in the shipment. Actual wall attachment fasteners for wall cabinets, tackboards and visualboards are not included due to variation between site conditions.
- **Leveling glides** are shipped in a plastic bag attached to the bottom of the item or inside the pedestal. It is important to install leveling glides to ensure the unit is level. Levelers have a 1" range of adjustment.
- **Hanging file rails** are pre-installed on file drawer perimeters with additional front-to-back rails found in the bottom of the filing drawers. These rails hang onto plastic clips and do not require any tools to install. The back rail in a lateral file drawer is designed for both legal and letter size filing. To adjust back rail, simply install the rail to the pre-drilled holes accordingly.

- **Flat plates** for attaching bridge and return to desk are shipped pre-attached to the bottom of the bridge or return. **Mini flat plates** for securing bridge modesty panels to desk or credenza end panels, and quick connectors for securing modular corner units to adjacent pieces (Dufferin Series) are shipped along with screws in a plastic bag attached to the bottom of the bridge or return. **CAUTION:** using screws other than those supplied by Global could result in damage to finished tops.

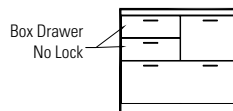
LOCKS

- Locks are standard on all "below worksurface level" drawer and door storage units with the exception of the stationary organizer, pull-out tray units and single lateral file drawer combination tray/slot units. Combination storage unit comes with lock for file and lateral file drawer only, box drawers cannot lock.
- Optional locks may be ordered on all "above worksurface level" closed storage, Factory Installed. Please specify **LO, ADD 88.00**.



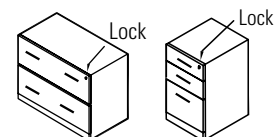
DCF7224

Style Credenza: File lock is on the inside gable behind the bookcase door. Lock for doors is on the front.



DZ3622

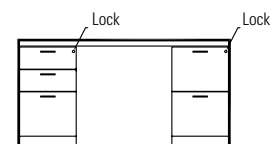
Combination storage unit Z comes with lock for file and lateral file drawer only, box drawers cannot lock.



DWF

Modular Furniture: Lock is on the front

DWD



DD7236DE

Fully assembled furniture: Lock for D and E pedestals are inside the gable.

1. SPECIFY MODEL NUMBER

2. SPECIFY FINISH

WORKSURFACE TOP & DRAWER/DOOR FRONTS, BODY FINISHES
(INCLUDING PEDESTALS) - VENEER

Code	Finish	Veneer Type	Cut
AMW	Almond Cherry	Cherry	Flat Sliced
BAMC	Caramel Bamboo	Bamboo	Narrow
CAW	Cocoa Walnut	Walnut	Flat Sliced
CRW	Coral	White Oak	Rift
DCW	Dark Cherry	Cherry	Flat Sliced
EWV	Espresso Walnut	Walnut	Flat Sliced
EVW	Evening Oak	White Oak	Rift
GRW	Grey on Oak	White Oak	Rift
HAW	Hazelnut	Maple	Flat Sliced
SMW	Honey Maple	Maple	Flat Sliced
JAW	Java	White Oak	Rift
LTW	Latte Walnut	Walnut	Flat Sliced
MTW	Milestone	White Oak	Rift
MCW	Mocha	White Oak	Rift
MPW	Natural Maple	Maple	Flat Sliced
RCW	Red Cherry	Cherry	Flat Sliced
VNW	Vintage Cherry	Cherry	Flat Sliced
WLW	Walnut	Walnut	Flat Sliced
WCW	Warm Cherry	Cherry	Flat Sliced
WMW	White Maple	Maple	Flat Sliced

BODY FINISHES (INCLUDING PEDESTALS) - LAMINATE:

BLK	Black
CGY	Custom Grey
HGT	Hayden Grey
STG	String
SOG	Storm Grey
WHT	White

MONOPOST FINISHES:

E	Black
K	Tungsten

3. SPECIFY OPTIONS

Handles

- Handles are standard on most drawers/storage modules. Each handle is identified by letters **“PL33”, “PL34”, “PLS7”, “PLS8”, “PL74”, “PL75”, “PL64”, “PL67”, “PL65” and “PL66”**. To specify a handle, please specify the code after the model number and veneer & laminate selections.



PL33 Black Moon Pull, 4"



PL34 Nickel Moon Pull, 4"



PLS7 Black Spaghetti, 7 3/8"



PLS8 Silver Spaghetti, 7 3/8"



PL74 Tungsten Pull, 5 1/4"
DK67 (On uppers)



PL75 Silver Wedge Pull, 3 5/16"



PL64 Nickel Pull, 5 3/8"



PL67 Tungsten Pull, 5 3/8"



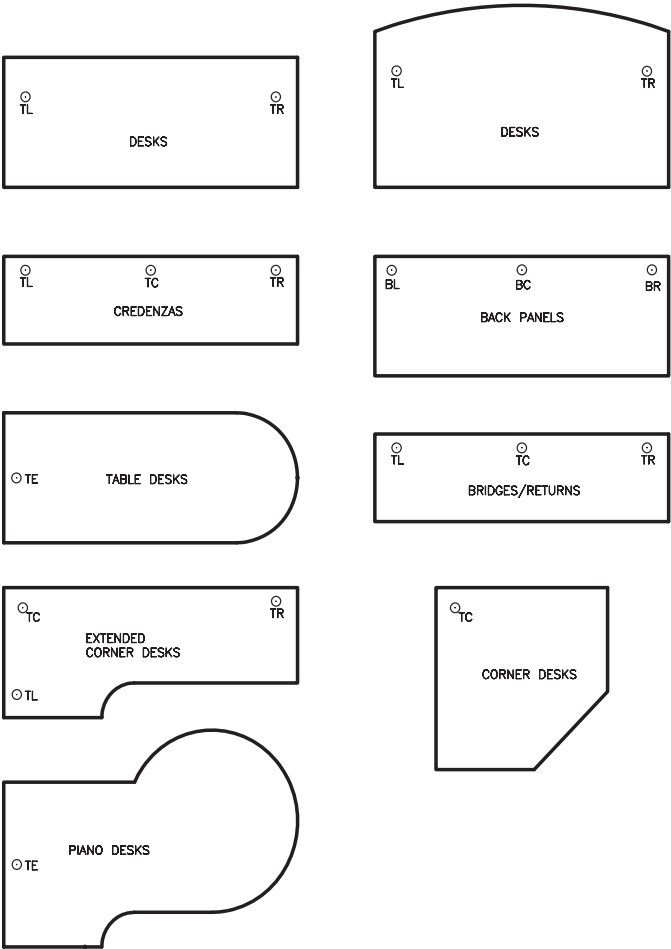
PL65 Nickel Pull, 6 1/2"

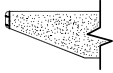


PL66 Nickel Square Edge, 6 1/2"

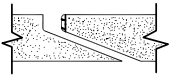
Grommets

- Standard grommet on all components is GM1. Grommet is included with products where shown in line drawings in price book.
- Optional grommets may be ordered in standard worksurface locations (left, center or right). Order as **GM1TL, GM1TC or GM1TR**. **ADD 69.00.**
- Grommet hole dimensions are 2 3/4" in diameter. Specify **GM1E** for **Black** or **GM1K** for **Tungsten**.
- Color of grommet will be automatically coordinated with handle color where applicable





● Molding Edge



■ Reverse Profile / Molding Edge



▼ Self Edge Joint

D - Desks and Credenzas

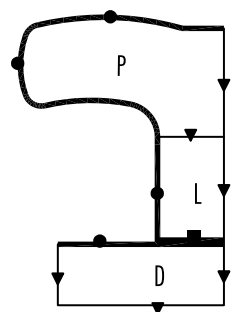
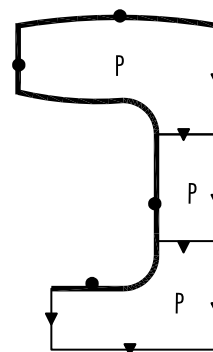
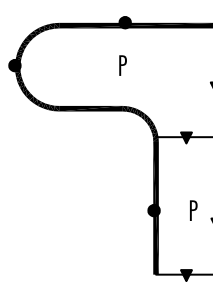
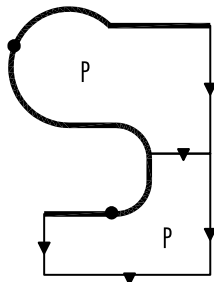
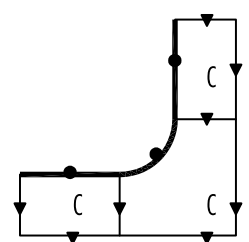
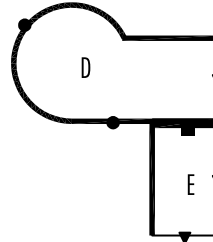
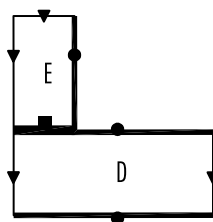
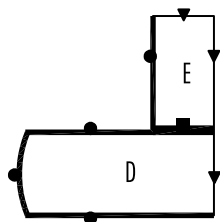
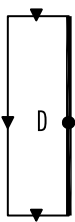
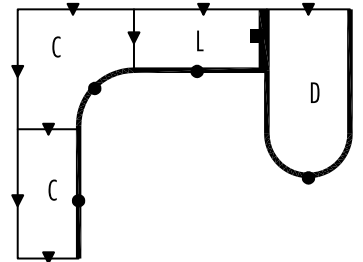
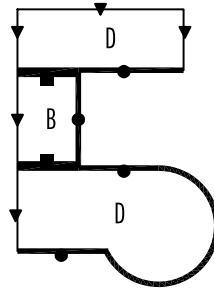
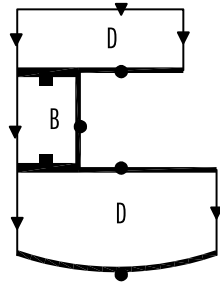
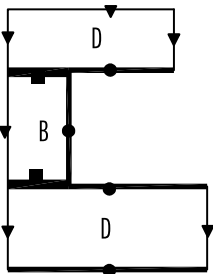
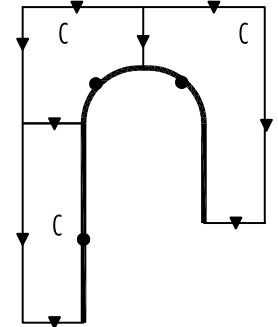
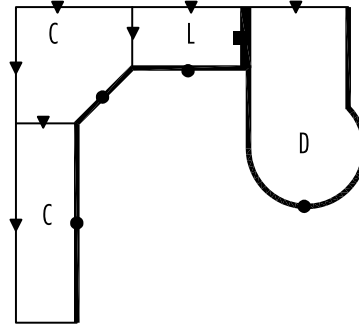
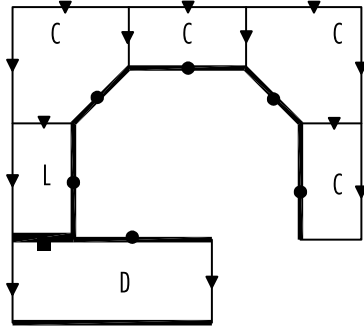
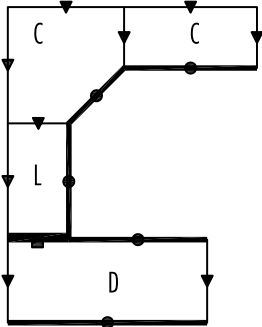
B - Executive Bridges

E - Executive Returns

C - Corner Components

L - Linking Bridges

P - Piano Desks

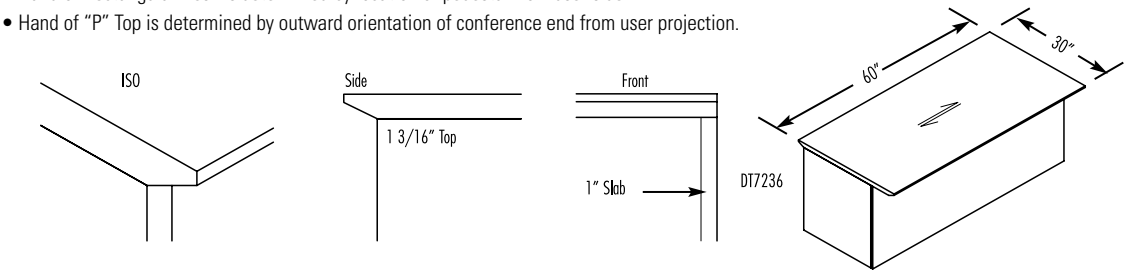


D DUFFERIN

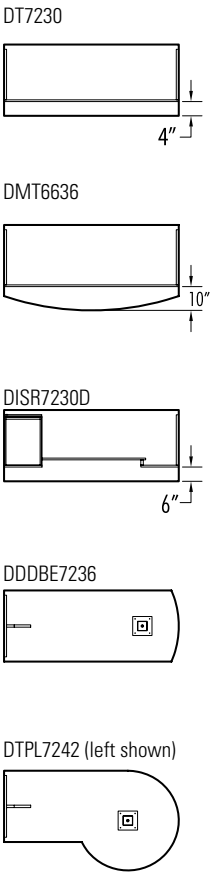
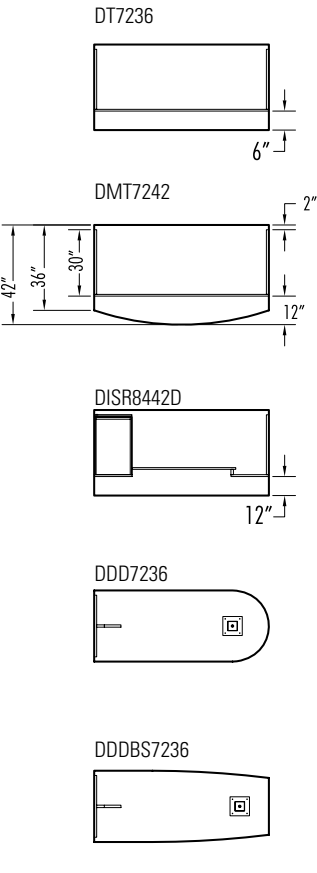
DOUBLE PEDESTAL DESKS MODEL# DIMENSIONS FREIGHT CLASS WT/LBS. CUBIC FT. VENEER/LAMINATE ALL VENEER

D x W x H

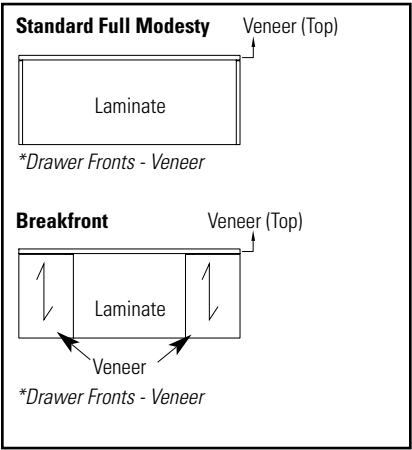
- Can be ordered as a shell or with pedestals.
- Grommets are available an option on Desks and most Credenzas.
- Hand of Rectangular Desk is determined by location of pedestal from user side.
- Hand of "P" Top is determined by outward orientation of conference end from user projection.



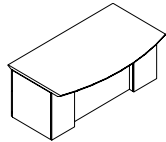
MODESTY PANEL CLEARANCE:



DESK MODESTY OPTIONS:

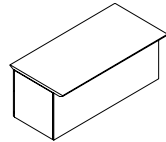


Breakfront Style - Modesty



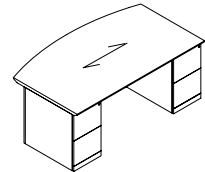
view from guest side

Standard Full Modesty



view from guest side

DOUBLE PEDESTAL DESKS - RECESSED FRONT MODESTY



Double Pedestal Bow Top Desk

DMD8442EE	42 x 84 x 29	125	443	59	\$4149	\$4979
DMD7842EE	42 x 78 x 29	125	412	55	\$3850	\$4620
DMD7242EE	42 x 72 x 29	125	380	51	\$3555	\$4266
DMD6636EE	36 x 66 x 29	125	240	40	\$3448	\$4138

Standard with full to floor **file/file** pedestals on **left** and **right**. Bow top. Pedestals lock. Refer to the Desks and Credenzas Notes above for overhang dimensions.

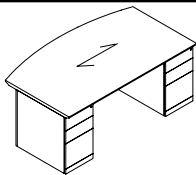
Required Specifications

Veneer Finish
Laminate Finish
Handle Style

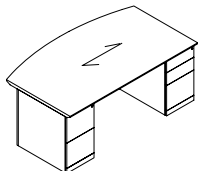
Optional Specifications

Grommet

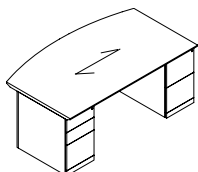
DOUBLE PEDESTAL DESKS



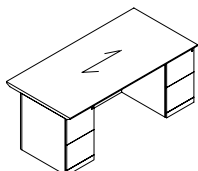
Double Pedestal Bow Top Desk



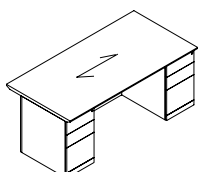
Double Pedestal Bow Top Desk



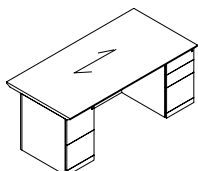
Double Pedestal Bow Top Desk



Double Pedestal Desk



Double Pedestal Desk



Double Pedestal Desk

MODEL#	DIMENSIONS D x W x H	FREIGHT CLASS	WT./LBS.	CUBIC FT.	VENEER/LAMINATE	ALL VENEER
DMD8442DD	42 x 84 x 29	125	443	59	\$4149	\$4979
DMD7842DD	42 x 78 x 29	125	412	55	\$3850	\$4620
DMD7242DD	42 x 72 x 29	125	380	51	\$3555	\$4266
DMD6636DD	36 x 66 x 29	125	240	40	\$3448	\$4138

Standard with full to floor **box/box/file** pedestals on **left** and **right**. Bow top. Pedestals lock. One pencil tray. Refer to the Desks and Credenzas Notes Section on previous page for overhang dimensions.

DMD8442ED	42 x 84 x 29	125	443	59	\$4149	\$4979
DMD7842ED	42 x 78 x 29	125	412	55	\$3850	\$4620
DMD7242ED	42 x 72 x 29	125	380	51	\$3555	\$4266
DMD6636ED	36 x 66 x 29	125	240	40	\$3448	\$4138

Standard with full to floor **file/file** pedestal on **left** and **box/box/file** pedestal on **right**. Bow top. Pedestals lock. One pencil tray. Refer to the Desks and Credenzas Notes Section on previous page for overhang dimensions.

DMD8442DE	42 x 84 x 29	125	443	59	\$4149	\$4979
DMD7842DE	42 x 78 x 29	125	412	55	\$3850	\$4620
DMD7242DE	42 x 72 x 29	125	380	51	\$3555	\$4266
DMD6636DE	36 x 66 x 29	125	240	40	\$3448	\$4138

Standard with full to floor **box/box/file** pedestal on **left** and **file/file** pedestal on **right**. Bow top. Pedestals lock. One pencil tray. Refer to the Desks and Credenzas Notes Section on previous page for overhang dimensions.

DD8442EE	42 x 84 x 29	125	432	59	\$3526	\$4232
DD7842EE	42 x 78 x 29	125	401	55	\$3275	\$3930
DD7236EE	36 x 72 x 29	100	370	44	\$3023	\$3628
DD7230EE	30 x 72 x 29	100	349	36	\$2976	\$3572
DD6636EE	36 x 66 x 29	100	339	40	\$2976	\$3572
DD6630EE	30 x 66 x 29	100	320	33	\$2929	\$3515
DD6030EE	30 x 60 x 29	92.5	305	30	\$2837	\$3405

Standard with full to floor **file/file** pedestals on **left** and **right**. Pedestals lock. Refer to the Desks and Credenzas Notes Section on previous page for overhang dimensions.

DD8442DD	42 x 84 x 29	125	432	59	\$3526	\$4232
DD7842DD	42 x 78 x 29	125	401	55	\$3275	\$3930
DD7236DD	36 x 72 x 29	100	370	44	\$3023	\$3628
DD7230DD	30 x 72 x 29	100	349	36	\$2976	\$3572
DD6636DD	36 x 66 x 29	100	339	40	\$2976	\$3572
DD6630DD	30 x 66 x 29	100	320	33	\$2929	\$3515
DD6030DD	30 x 60 x 29	92.5	305	30	\$2837	\$3405

Standard with full to floor **box/box/file** pedestals on **left** and **right**. Pedestals lock. Refer to the Desks and Credenzas Notes Section on previous page for overhang dimensions.

DD8442ED	42 x 84 x 29	125	432	59	\$3526	\$4232
DD7842ED	42 x 78 x 29	125	401	55	\$3275	\$3930
DD7236ED	36 x 72 x 29	100	370	44	\$3023	\$3628
DD7230ED	30 x 72 x 29	100	349	36	\$2976	\$3572
DD6636ED	36 x 66 x 29	100	339	40	\$2976	\$3572
DD6630ED	30 x 66 x 29	100	320	33	\$2929	\$3515
DD6030ED	30 x 60 x 29	92.5	305	30	\$2837	\$3405

Standard with full to floor **file/file** pedestal on **left** and **box/box/file** pedestal on **right**. Pedestals lock. Refer to the Desks and Credenzas Notes Section on previous page for overhang dimensions.

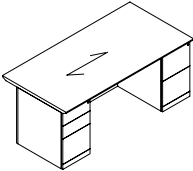
Required Specifications

Veneer Finish
Laminate Finish
Handle Style

Optional Specifications

Grommet

DOUBLE PEDESTAL DESKS

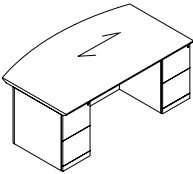


Double Pedestal Desk

MODEL#	DIMENSIONS D x W x H	FREIGHT CLASS	WT/LBS.	CUBIC FT.	veneer/LAMINATE	ALL veneer
DD8442DE	42 x 84 x 29	125	432	59	\$3526	\$4232
DD7842DE	42 x 78 x 29	125	401	55	\$3275	\$3930
DD7236DE	36 x 72 x 29	100	370	44	\$3023	\$3628
DD7230DE	30 x 72 x 29	100	349	36	\$2976	\$3572
DD6636DE	36 x 66 x 29	100	339	40	\$2976	\$3572
DD6630DE	30 x 66 x 29	100	320	33	\$2929	\$3515
DD6030DE	30 x 60 x 29	92.5	305	30	\$2837	\$3405

Standard with full to floor **box/box/file** pedestal on **left** and **file/file** pedestal on **right**. Pedestals lock. Refer to the Desks and Credenzas Notes Section on page 58 for overhang dimensions.

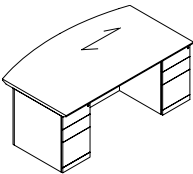
DOUBLE PEDESTAL DESKS - BREAKFRONT STYLE



Double Pedestal Bow Top Desk
Breakfront Style

DMID8442EE	42 x 84 x 29	125	443	59	\$4925	\$5910
DMID7842EE	42 x 78 x 29	125	412	55	\$4572	\$5487
DMID7242EE	42 x 72 x 29	125	380	51	\$4221	\$5066
DMID6636EE	36 x 66 x 29	125	240	40	\$3795	\$4554

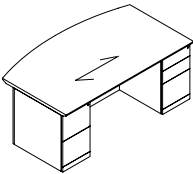
Standard with full to floor **file/file** pedestals on **left** and **right**. Bow top. Pedestals lock. Refer to the Desks and Credenzas Notes Section on page 58. for overhang dimensions.



Double Pedestal Bow Top Desk
Breakfront Style

DMID8442DD	42 x 84 x 29	125	443	59	\$4925	\$5910
DMID7842DD	42 x 78 x 29	125	412	55	\$4572	\$5487
DMID7242DD	42 x 72 x 29	125	380	51	\$4221	\$5066
DMID6636DD	36 x 66 x 29	125	240	40	\$3795	\$4554

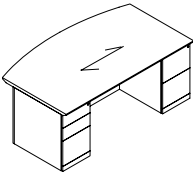
Standard with full to floor **box/box/file** pedestals on **left** and **right**. Bow top. Pedestals lock. Refer to the Desks and Credenzas Notes Section on page 58. for overhang dimensions.



Double Pedestal Bow Top Desk
Breakfront Style

DMID8442ED	42 x 84 x 29	125	443	59	\$4925	\$5910
DMID7842ED	42 x 78 x 29	125	412	55	\$4572	\$5487
DMID7242ED	42 x 72 x 29	125	380	51	\$4221	\$5066
DMID6636ED	36 x 66 x 29	125	240	40	\$3795	\$4554

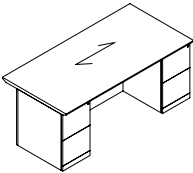
Standard with full to floor **file/file** pedestal on **left** and **box/box/file** pedestal on **right**. Bow top. Pedestals lock. One pencil tray. Refer to the Desks and Credenzas Notes Section on page 58 for overhang dimensions.



Double Pedestal Bow Top Desk
Breakfront Style

DMID8442DE	42 x 84 x 29	125	443	59	\$4925	\$5910
DMID7842DE	42 x 78 x 29	125	412	55	\$4572	\$5487
DMID7242DE	42 x 72 x 29	125	380	51	\$4443	\$5332
DMID6636DE	36 x 66 x 29	125	240	40	\$3795	\$4554

Standard with full to floor **box/box/file** pedestal on **left** and **file/file** pedestal on **right**. Bow top. Pedestals lock. One pencil tray. Refer to the Desks and Credenzas Notes Section on page 58 for overhang dimensions.



Double Pedestal Desk, Breakfront Style

DID8442EE	42 x 84 x 29	125	432	59	\$4844	\$5813
DID7842EE	42 x 78 x 29	125	401	55	\$4496	\$5396
DID7236EE	36 x 72 x 29	100	370	44	\$3590	\$4308
DID7230EE	30 x 72 x 29	100	349	36	\$3535	\$4242
DID6636EE	36 x 66 x 29	100	339	40	\$3535	\$4242
DID6630EE	30 x 66 x 29	100	320	33	\$3479	\$4175
DID6030EE	30 x 60 x 29	92.5	305	30	\$3369	\$4043

Standard with full to floor **file/file** pedestals on **left** and **right**. Pedestals lock. Refer to the Desks and Credenzas Notes Section on page 58 for overhang dimensions.

Required Specifications

Veneer Finish
Laminate Finish
Handle Style

Optional Specifications

Grommet

DOUBLE PEDESTAL DESKS - BREAKFRONT STYLE

MODEL#

DIMENSIONS

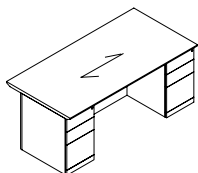
FREIGHT CLASS

WT./LBS.

CUBIC FT.

VENEER/LAMINATE

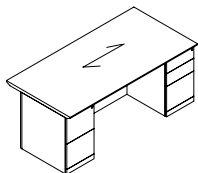
ALL VENEER



Double Pedestal Desk, Breakfront Style

D x W x H							
DID8442DD	42 x 84 x 29	125	432	59	\$4844	\$5813	
DID7842DD	42 x 78 x 29	125	401	55	\$4496	\$5396	
DID7236DD	36 x 72 x 29	100	370	44	\$3590	\$4308	
DID7230DD	30 x 72 x 29	100	349	36	\$3535	\$4242	
DID6636DD	36 x 66 x 29	100	339	40	\$3535	\$4242	
DID6630DD	30 x 66 x 29	100	320	33	\$3479	\$4175	
DID6030DD	30 x 60 x 29	92.5	305	30	\$3369	\$4043	

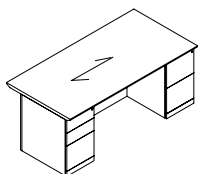
Standard with full to floor **box/box/file** pedestals on **left** and **right**. Pedestals lock. Refer to the Desks and Credenzas Notes Section on page 58 for overhang dimensions.



Double Pedestal Desk, Breakfront Style

DID8442ED	42 x 84 x 29	125	432	59	\$4844	\$5813	
DID7842ED	42 x 78 x 29	125	401	55	\$4496	\$5396	
DID7236ED	36 x 72 x 29	100	370	44	\$3590	\$4308	
DID7230ED	30 x 72 x 29	100	349	36	\$3535	\$4242	
DID6636ED	36 x 66 x 29	100	339	40	\$3590	\$4308	
DID6630ED	30 x 66 x 29	100	320	33	\$3479	\$4175	
DID6030ED	30 x 60 x 29	92.5	305	30	\$3369	\$4043	

Standard with full to floor **file/file** pedestal on **left** and **box/box/file** pedestal on **right**. Pedestals lock. Refer to the Desks and Credenzas Notes Section on page 58 for overhang dimensions.

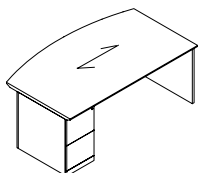


Double Pedestal Desk, Breakfront Style

DID8442DE	42 x 84 x 29	125	432	59	\$4844	\$5813	
DID7842DE	42 x 78 x 29	125	401	55	\$4496	\$5396	
DID7236DE	36 x 72 x 29	100	370	44	\$3590	\$4308	
DID7230DE	30 x 72 x 29	100	349	36	\$3535	\$4242	
DID6636DE	36 x 66 x 29	100	339	40	\$3535	\$4242	
DID6630DE	30 x 66 x 29	100	320	33	\$3479	\$4175	
DID6030DE	30 x 60 x 29	92.5	305	30	\$3369	\$4043	

Standard with full to floor **box/box/file** pedestal on **left** and **file/file** pedestal on **right**. Pedestals lock. Refer to the Desks and Credenzas Notes Section on page 58 for overhang dimensions.

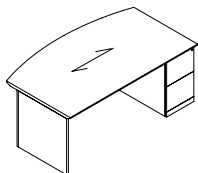
SINGLE PEDESTAL DESKS - RECESSED FRONT MODESTY



Single Pedestal Bow Top Desk - LEFT

DMSL8442E	42 x 84 x 29	125	432	59	\$3902	\$4683	
DMSL7842E	42 x 78 x 29	125	401	55	\$3626	\$4352	
DMSL7242E	42 x 72 x 29	125	370	51	\$3347	\$4017	
DMSL6636E	36 x 66 x 29	150	230	40	\$3219	\$3863	

Standard with full to floor **file/file** pedestal on **left**. Bow top. Pedestal locks. Refer to the Desks and Credenzas Notes Section on page 58 for overhang dimensions.



Single Pedestal Bow Top Desk - RIGHT

DMSR8442E	42 x 84 x 29	125	432	59	\$3902	\$4683	
DMSR7842E	42 x 78 x 29	125	401	55	\$3626	\$4352	
DMSR7242E	42 x 72 x 29	125	370	51	\$3347	\$4017	
DMSR6636E	36 x 66 x 29	150	230	40	\$3219	\$3863	

Standard with full to floor **file/file** pedestal on **right**. Bow top. Pedestal locks. Refer to the Desks and Credenzas Notes Section on page 58 for overhang dimensions.

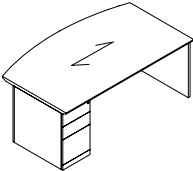
Required Specifications

Veneer Finish
Laminate Finish
Handle Style

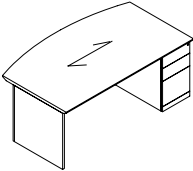
Optional Specifications

Grommet

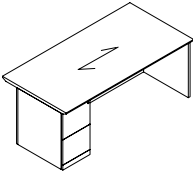
SINGLE PEDESTAL DESKS



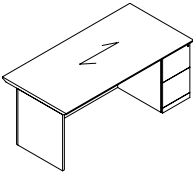
Single Pedestal Bow Top Desk - LEFT



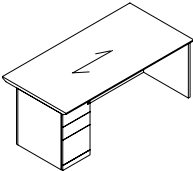
Single Pedestal Bow Top Desk - RIGHT



Single Pedestal Desk - LEFT



Single Pedestal Desk - RIGHT



Single Pedestal Desk - LEFT

MODEL#	DIMENSIONS	FREIGHT CLASS	WT/LBS.	CUBIC FT.	veneer/laminate	all veneer
--------	------------	---------------	---------	-----------	-----------------	------------

	D x W x H					
DMSL8442D	42 x 84 x 29	125	432	59	\$3902	\$4683
DMSL7842D	42 x 78 x 29	125	401	55	\$3626	\$4352
DMSL7242D	42 x 72 x 29	125	370	51	\$3347	\$4017
DMSL6636D	36 x 66 x 29	150	230	40	\$3219	\$3863

Standard with full to floor **box/box/file** pedestal on **left**. Bow top. Pedestal locks. Refer to the Desks and Credenzas Notes Section on page 58 for overhang dimensions.

DMSR8442D	42 x 84 x 29	125	432	59	\$3902	\$4683
DMSR7842D	42 x 78 x 29	125	401	55	\$3626	\$4352
DMSR7242D	42 x 72 x 29	125	370	51	\$3347	\$4017
DMSR6636D	36 x 66 x 29	150	230	40	\$3219	\$3863

Standard with full to floor **box/box/file** pedestal on **right**. Bow top. Pedestal locks. Refer to the Desks and Credenzas Notes Section on page 58 for overhang dimensions.

DSL8442E	42 x 84 x 29	125	463	59	\$3135	\$3762
DSL7842E	42 x 78 x 29	125	430	55	\$2911	\$3494
DSL7236E	36 x 72 x 29	125	340	44	\$2303	\$2764
DSL7230E	30 x 72 x 29	125	283	36	\$2202	\$2643
DSL6636E	36 x 66 x 29	125	312	40	\$2202	\$2643
DSL6630E	30 x 66 x 29	100	295	33	\$2102	\$2523
DSL6030E	30 x 60 x 29	100	265	30	\$2008	\$2410

Standard with full to floor **file/file** pedestal on **left**. Pedestal locks. Refer to the Desks and Credenzas Notes Section on page 58 for overhang dimensions.

DSR8442E	42 x 84 x 29	125	463	59	\$3135	\$3762
DSR7842E	42 x 78 x 29	125	430	55	\$2911	\$3494
DSR7236E	36 x 72 x 29	125	340	44	\$2303	\$2764
DSR7230E	30 x 72 x 29	125	283	36	\$2202	\$2643
DSR6636E	36 x 66 x 29	125	312	40	\$2202	\$2643
DSR6630E	30 x 66 x 29	100	295	33	\$2102	\$2523
DSR6030E	30 x 60 x 29	100	265	30	\$2008	\$2410

Standard with full to floor **file/file** pedestal on **right**. Pedestal locks. Refer to the Desks and Credenzas Notes Section on page 58 for overhang dimensions.

DSL8442D	42 x 84 x 29	125	463	59	\$3135	\$3762
DSL7842D	42 x 78 x 29	125	430	55	\$2911	\$3494
DSL7236D	36 x 72 x 29	125	340	44	\$2303	\$2764
DSL7230D	30 x 72 x 29	125	283	36	\$2202	\$2643
DSL6636D	36 x 66 x 29	125	312	40	\$2202	\$2643
DSL6630D	30 x 66 x 29	100	295	33	\$2102	\$2523
DSL6030D	30 x 60 x 29	100	265	30	\$2008	\$2410

Standard with full to floor **box/box/file** pedestal on **left**. Pedestal locks. Refer to the Desks and Credenzas Notes Section on page 58 for overhang dimensions.

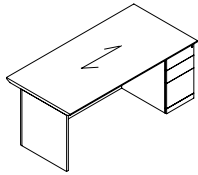
Required Specifications

Veneer Finish
Laminate Finish
Handle Style

Optional Specifications

Grommet

SINGLE PEDESTAL DESKS

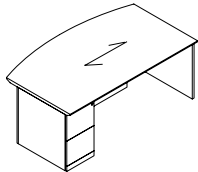


Single Pedestal Desk - RIGHT

MODEL#	DIMENSIONS	FREIGHT CLASS	WT/LBS.	CUBIC FT.	veneer/LAMINATE	ALL VENEER
D x W x H						
DSR8442D	42 x 84 x 29	125	463	59	\$3135	\$3762
DSR7842D	42 x 78 x 29	125	430	55	\$2911	\$3494
DSR7236D	36 x 72 x 29	125	340	44	\$2303	\$2764
DSR7230D	30 x 72 x 29	125	283	36	\$2202	\$2643
DSR6636D	36 x 66 x 29	125	312	40	\$2202	\$2643
DSR6630D	30 x 66 x 29	100	295	33	\$2102	\$2523
DSR6030D	30 x 60 x 29	100	265	30	\$2008	\$2410

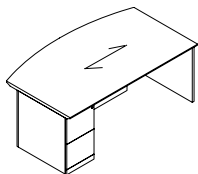
Standard with full to floor **box/box/file** pedestal on **right**. Pedestal locks. Refer to the Desks and Credenzas Notes Section on page 58 for overhang dimensions.

SINGLE PEDESTAL DESKS - BREAKFRONT STYLE


Single Pedestal Bow Top Desk - LEFT
Breakfront Style

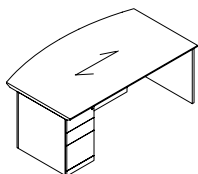
DMISL8442E	42 x 84 x 29	125	432	59	\$3902	\$4683
DMISL7842E	42 x 78 x 29	125	401	55	\$3624	\$4349
DMISL7242E	42 x 72 x 29	125	370	51	\$3346	\$4016
DMISL6636E	36 x 66 x 29	150	230	40	\$3218	\$3862

Standard with full to floor **file/file** pedestal on **left**. Bow top. Pedestal locks. Refer to the Desks and Credenzas Notes Section on page 58 for overhang dimensions.


Single Pedestal Bow Top Desk - RIGHT
Breakfront Style

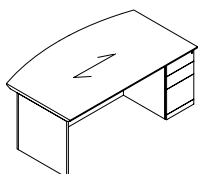
DMISR8442E	42 x 84 x 29	125	432	59	\$3902	\$4683
DMISR7842E	42 x 78 x 29	125	401	55	\$3624	\$4349
DMISR7242E	42 x 72 x 29	125	370	51	\$3346	\$4016
DMISR6636E	36 x 66 x 29	150	230	40	\$3218	\$3862

Standard with full to floor **file/file** pedestal on **right**. Bow top. Pedestal locks. Refer to the Desks and Credenzas Notes Section on page 58 for overhang dimensions.


Single Pedestal Bow Top Desk - LEFT
Breakfront Style

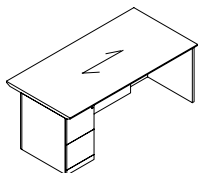
DMISL8442D	42 x 84 x 29	125	432	59	\$3902	\$4683
DMISL7842D	42 x 78 x 29	125	401	55	\$3624	\$4349
DMISL7242D	42 x 72 x 29	125	370	51	\$3346	\$4016
DMISL6636D	36 x 66 x 29	150	230	40	\$3218	\$3862

Standard with full to floor **box/box/file** pedestal on **left**. Bow top. Pedestal locks. Refer to the Desks and Credenzas Notes Section on page 58 for overhang dimensions.


Single Pedestal Bow Top Desk - RIGHT
Breakfront Style

DMISR8442D	42 x 84 x 29	125	432	59	\$3902	\$4683
DMISR7842D	42 x 78 x 29	125	401	55	\$3624	\$4349
DMISR7242D	42 x 72 x 29	125	370	51	\$3346	\$4016
DMISR6636D	36 x 66 x 29	150	230	40	\$3218	\$3862

Standard with full to floor **box/box/file** pedestal on **right**. Bow top. Pedestal locks. Refer to the Desks and Credenzas Notes Section on page 58 for overhang dimensions.


Single Pedestal Desk - LEFT
Breakfront Style

DISL8442E	42 x 84 x 29	125	463	59	\$3723	\$4468
DISL7842E	42 x 78 x 29	125	430	55	\$3458	\$4150
DISL7236E	36 x 72 x 29	125	340	44	\$2736	\$3284
DISL7230E	30 x 72 x 29	125	283	36	\$2615	\$3138
DISL6636E	36 x 66 x 29	125	312	40	\$2615	\$3138
DISL6630E	30 x 66 x 29	100	295	33	\$2496	\$2996
DISL6030E	30 x 60 x 29	100	265	30	\$2386	\$2864

Standard with full to floor **file/file** pedestal on **left**. Pedestal locks. Refer to the Desks and Credenzas Notes Section on page 58 for overhang dimensions.

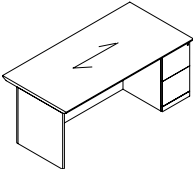
Required Specifications

Veneer Finish
Laminate Finish
Handle Style

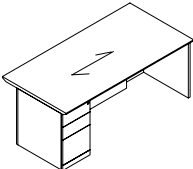
Optional Specifications

Grommet

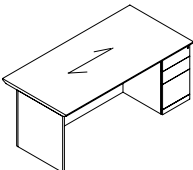
SINGLE PEDESTAL DESKS - BREAKFRONT STYLE



Single Pedestal Desk - RIGHT
Breakfront Style



Single Pedestal Desk - LEFT
Breakfront Style



Single Pedestal Desk - RIGHT
Breakfront Style

MODEL#	DIMENSIONS	FREIGHT CLASS	WT/LBS.	CUBIC FT.	veneer/LAMINATE	ALL veneer
--------	------------	---------------	---------	-----------	-----------------	------------

D x W x H						
DISR8442E	42 x 84 x 29	125	463	59	\$3723	\$4468
DISR7842E	42 x 78 x 29	125	430	55	\$3458	\$4150
DISR7236E	36 x 72 x 29	125	340	44	\$2736	\$3284
DISR7230E	30 x 72 x 29	125	283	36	\$2615	\$3138
DISR6636E	36 x 66 x 29	125	312	40	\$2615	\$3138
DISR6630E	30 x 66 x 29	100	295	33	\$2496	\$2996
DISR6030E	30 x 60 x 29	100	265	30	\$2386	\$2864

Standard with full to floor **file/file** pedestal on **right**. Pedestal locks. Refer to the Desks and Credenzas Notes Section on page 58 for overhang dimensions.

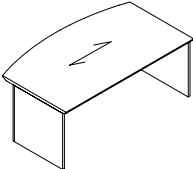
DISL8442D	42 x 84 x 29	125	463	59	\$3723	\$4468
DISL7842D	42 x 78 x 29	125	430	55	\$3458	\$4150
DISL7236D	36 x 72 x 29	125	340	44	\$2736	\$3284
DISL7230D	30 x 72 x 29	125	283	36	\$2615	\$3138
DISL6636D	36 x 66 x 29	125	312	40	\$2615	\$3138
DISL6630D	30 x 66 x 29	100	295	33	\$2496	\$2996
DISL6030D	30 x 60 x 29	100	265	30	\$2386	\$2864

Standard with full to floor **box/box/file** pedestal on **left**. Pedestal locks. Refer to the Desks and Credenzas Notes Section on page 58for overhang dimensions.

DISR8442D	42 x 84 x 29	125	463	59	\$3723	\$4468
DISR7842D	42 x 78 x 29	125	430	55	\$3458	\$4150
DISR7236D	36 x 72 x 29	125	340	44	\$2736	\$3284
DISR7230D	30 x 72 x 29	125	283	36	\$2615	\$3138
DISR6636D	36 x 66 x 29	125	312	40	\$2615	\$3138
DISR6630D	30 x 66 x 29	100	295	33	\$2496	\$2996
DISR6030D	30 x 60 x 29	100	265	30	\$2386	\$2864

Standard with full to floor **box/box/file** pedestal on **right**. Pedestal locks. Refer to the Desks and Credenzas Notes Section on page 58 for overhang dimensions.

DESK SHELLS WITH RECESSED FRONT



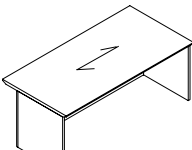
Bow Top Desk Shell

DMT8442	42 x 84 x 29	125	380	59	\$3000	\$3600
DMT7842	42 x 78 x 29	125	353	55	\$2784	\$3341
DMT7242	42 x 72 x 29	125	331	51	\$2572	\$3087
DMT6636	36 x 66 x 29	125	287	40	\$2452	\$2943

Bow top and recessed modesty panel. Refer to the Desks and Credenzas Notes Section on page 58 for overhang dimensions.

Required Specifications
Veneer Finish
Laminate Finish
Handle Style (Single Pedestal Desks)

Optional Specifications
Grommet

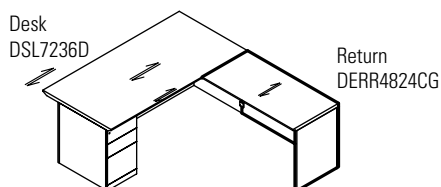
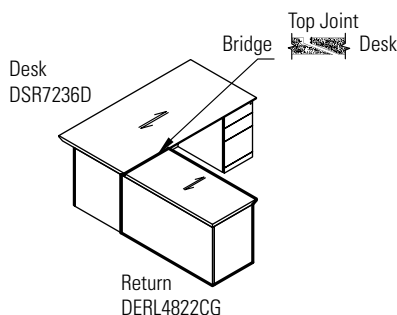
DESK SHELLS	MODEL#	DIMENSIONS	FREIGHT CLASS	WT/LBS.	CUBIC FT.	VENEER/LAMINATE	ALL VENEER
		D x W x H					
	DT8436	36 x 84 x 29	125	362	51	\$2391	\$2870
	DT7836	36 x 78 x 29	125	336	47	\$2221	\$2666
	DT7236	36 x 72 x 29	125	315	44	\$2049	\$2459
	DT6636	36 x 66 x 29	125	271	40	\$1931	\$2318
	DT7230	30 x 72 x 29	125	271	36	\$1931	\$2318
	DT6630	30 x 66 x 29	100	265	33	\$1813	\$2176
	DT6030	30 x 60 x 29	100	241	30	\$1658	\$1990
	DT4824	24 x 48 x 29	125	123	20	\$1091	\$1310
	DT4224	24 x 42 x 29	150	98	17	\$914	\$1097
	DT3624	24 x 36 x 29	150	82	14	\$880	\$1056
	DT3024	24 x 30 x 29	125	76	12	\$863	\$1036
	DT4822	22 x 48 x 29	150	105	18	\$1000	\$1200
	DT4222	22 x 42 x 29	150	90	16	\$837	\$1005
	DT3622	22 x 36 x 29	150	75	13	\$808	\$970
	DT3022	22 x 30 x 29	150	65	11	\$791	\$950
	DT4820	20 x 48 x 29	125	105	18	\$910	\$1092
	DT4220	20 x 42 x 29	125	90	16	\$760	\$912
	DT3620	20 x 36 x 29	125	75	13	\$735	\$882
	DT3020	20 x 30 x 29	125	65	11	\$719	\$863

Desk Shell

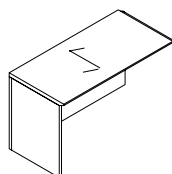
Recessed modesty panel. Refer to the Desks and Credenzas Notes Section on page 58 for overhang dimensions.

RETURNS

- An Executive Return is used to attach to a Single Pedestal Desk, Single Pedestal Credenza, Desk Shell or Credenza Shell.
- Grommets are available as an option.
- Hand of Executive Return is determined by location of full end panel from user side.
- Hand of Desk or Credenza is determined by location of pedestal from user side.
- To remove cross grain veneer pattern on top, delete suffix "CG" from the model number. Available as a special - no upcharge.



RETURNS



Flush Return - LEFT 24" Deep

DERL7224CG	24 x 72 x 29	150	135	29	\$1278	\$1534
DERL6624CG	24 x 66 x 29	150	127	27	\$1445	\$1734
DERL6024CG	24 x 60 x 29	150	120	24	\$1315	\$1578
DERL5424CG	24 x 54 x 29	150	112	22	\$1186	\$1424
DERL4824CG	24 x 48 x 29	150	105	19	\$1051	\$1262
DERL4224CG	24 x 42 x 29	150	97	17	\$922	\$1107

Return has **no pedestal**. For use with right handed single pedestal desks, credenzas, desk shells, credenza shells, "D" islands or "P" islands.

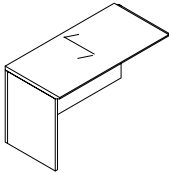
Required Specifications

Veneer Finish
Laminate Finish

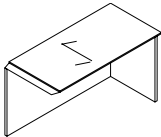
Optional Specifications

Grommet

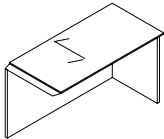
RETURNS



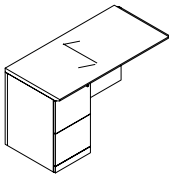
Flush Return - LEFT
22" Deep



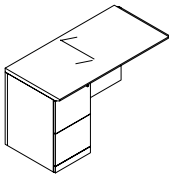
Flush Return - RIGHT
24" Deep



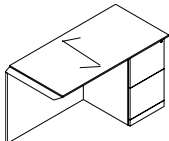
Flush Return - RIGHT
22" Deep



Flush Return - LEFT
24" Deep



Flush Return - LEFT
22" Deep



Flush Return - RIGHT
24" Deep

MODEL#	DIMENSIONS	FREIGHT CLASS	WT/LBS.	CUBIC FT.	veneer/LAMINATE	ALL veneer
--------	------------	---------------	---------	-----------	-----------------	------------

D x W x H

DERL7222CG	22 x 72 x 29	150	130	27	\$1380	\$1656
DERL6622CG	22 x 66 x 29	150	122	24	\$1260	\$1512
DERL6022CG	22 x 60 x 29	150	115	22	\$1149	\$1379
DERL5422CG	22 x 54 x 29	150	105	20	\$1102	\$1323
DERL4822CG	22 x 48 x 29	150	100	18	\$922	\$1107
DERL4222CG	22 x 42 x 29	150	90	16	\$806	\$968

Return has **no pedestal**. For use with right handed single pedestal desks, credenzas, desk shells, credenza shells, "D" islands or "P" islands.

DERR7224CG	24 x 72 x 29	150	135	29	\$1579	\$1895
DERR6624CG	24 x 66 x 29	150	127	27	\$1445	\$1734
DERR6024CG	24 x 60 x 29	150	120	24	\$1315	\$1578
DERR5424CG	24 x 54 x 29	150	112	22	\$1186	\$1424
DERR4824CG	24 x 48 x 29	150	105	19	\$1051	\$1262
DERR4224CG	24 x 42 x 29	150	97	17	\$922	\$1107

Return has **no pedestal**. For use with left handed single pedestal desks, credenzas, desk shells, credenza shells, "D" islands or "P" islands.

DERR7222CG	22 x 72 x 29	150	130	27	\$1505	\$1806
DERR6622CG	22 x 66 x 29	150	122	24	\$1260	\$1512
DERR6022CG	22 x 60 x 29	150	115	22	\$1149	\$1379
DERR5422CG	22 x 54 x 29	150	105	20	\$1033	\$1240
DERR4822CG	22 x 48 x 29	150	100	18	\$917	\$1101
DERR4222CG	22 x 42 x 29	150	90	16	\$801	\$962

Return has **no pedestal**. For use with left handed single pedestal desks, credenzas, desk shells, credenza shells, "D" islands or "P" islands.

DERL7224ECG	24 x 72 x 29	100	250	29	\$2788	\$3346
DERL6624ECG	24 x 66 x 29	100	236	27	\$2681	\$3218
DERL6024ECG	24 x 60 x 29	100	227	24	\$2440	\$2928
DERL5424ECG	24 x 54 x 29	100	205	22	\$2352	\$2823
DERL4824ECG	24 x 48 x 29	100	185	19	\$2088	\$2506
DERL4224ECG	24 x 42 x 29	92.5	178	17	\$2014	\$2417

Return has **file/file** pedestal on the **left**. Pedestal locks. For use with right handed single pedestal desks, credenzas, desk shells, credenza shells, "D" islands or "P" islands.

DERL7222ECG	22 x 72 x 29	100	240	27	\$2681	\$3218
DERL6622ECG	22 x 66 x 29	100	231	24	\$2366	\$2840
DERL6022ECG	22 x 60 x 29	92.5	222	22	\$2153	\$2584
DERL5422ECG	22 x 54 x 29	92.5	200	20	\$2075	\$2490
DERL4822ECG	22 x 48 x 29	92.5	180	18	\$1844	\$2213
DERL4222ECG	22 x 42 x 29	92.5	173	16	\$1774	\$2129

Return has **file/file** pedestal on the **left**. Pedestal locks. For use with right handed single pedestal desks, credenzas, desk shells, credenza shells, "D" islands or "P" islands.

DERR7224ECG	24 x 72 x 29	100	250	29	\$2788	\$3346
DERR6624ECG	24 x 66 x 29	100	236	27	\$2681	\$3218
DERR6024ECG	24 x 60 x 29	100	227	24	\$2440	\$2928
DERR5424ECG	24 x 54 x 29	100	205	22	\$2352	\$2823
DERR4824ECG	24 x 48 x 29	100	185	19	\$2088	\$2506
DERR4224ECG	24 x 42 x 29	92.5	178	17	\$2014	\$2417

Return has **file/file** pedestal on the **right**. Pedestal locks. For use with right handed single pedestal desks, credenzas, desk shells, credenza shells, "D" islands or "P" islands.

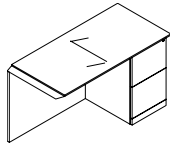
Required Specifications

Veneer Finish
Laminate Finish
Handle Style (Returns w/Pedestals)

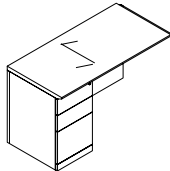
Optional Specifications

Grommet

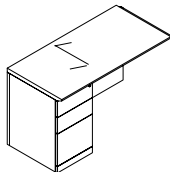
RETURNS



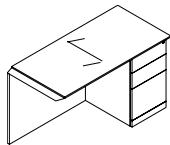
**Flush Return - RIGHT
22" Deep**



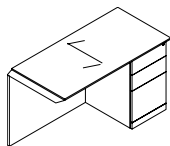
**Flush Return - LEFT
24" Deep**



**Flush Return - LEFT
22" Deep**



**Flush Return - RIGHT
24" Deep**



**Flush Return - RIGHT
22" Deep**

MODEL#	DIMENSIONS D x W x H	FREIGHT CLASS	WT/LBS.	CUBIC FT.	veneer/LAMINATE	ALL VENEER
DERR7222ECG	22 x 72 x 29	100	240	27	\$2681	\$3218
DERR6622ECG	22 x 66 x 29	100	231	24	\$2366	\$2840
DERR6022ECG	22 x 60 x 29	92.5	222	22	\$2153	\$2584
DERR5422ECG	22 x 54 x 29	92.5	200	20	\$2075	\$2490
DERR4822ECG	22 x 48 x 29	92.5	180	18	\$1844	\$2213
DERR4222ECG	22 x 42 x 29	92.5	173	16	\$1774	\$2129

Return has **file/file** pedestal on the **right**. Pedestal locks. For use with right handed single pedestal desks, credenzas, desk shells, credenza shells, "D" islands or "P" islands.

DERL7224DCG	24 x 72 x 29	100	250	29	\$2788	\$3346
DERL6624DCG	24 x 66 x 29	100	236	27	\$2681	\$3218
DERL6024DCG	24 x 60 x 29	100	227	24	\$2440	\$2928
DERL5424DCG	24 x 54 x 29	100	205	22	\$2352	\$2823
DERL4824DCG	24 x 48 x 29	100	185	19	\$2088	\$2506
DERL4224DCG	24 x 42 x 29	92.5	178	17	\$2014	\$2417

Return has **box/box/file** pedestal on the **left**. Pedestal locks. For use with right handed single pedestal desks, credenzas, desk shells, credenza shells, "D" islands or "P" islands.

DERL7222DCG	22 x 72 x 29	100	240	27	\$2681	\$3218
DERL6622DCG	22 x 66 x 29	100	231	24	\$2366	\$2840
DERL6022DCG	22 x 60 x 29	92.5	222	22	\$2153	\$2584
DERL5422DCG	22 x 54 x 29	92.5	200	20	\$2075	\$2490
DERL4822DCG	22 x 48 x 29	150	180	18	\$1844	\$2213
DERL4222DCG	22 x 42 x 29	92.5	173	16	\$1774	\$2129

Return has **box/box/file** pedestal on the **left**. Pedestal locks. For use with right handed single pedestal desks, credenzas, desk shells, credenza shells, "D" islands or "P" islands.

DERR7224DCG	24 x 72 x 29	100	250	29	\$2788	\$3346
DERR6624DCG	24 x 66 x 29	100	236	27	\$2681	\$3218
DERR6024DCG	24 x 60 x 29	100	227	24	\$2440	\$2928
DERR5424DCG	24 x 54 x 29	100	205	22	\$2352	\$2823
DERR4824DCG	24 x 48 x 29	100	185	19	\$2088	\$2506
DERR4224DCG	24 x 42 x 29	92.5	178	17	\$2014	\$2417

Return has **box/box/file** pedestal on the **right**. Pedestal locks. For use with right handed single pedestal desks, credenzas, desk shells, credenza shells, "D" islands or "P" islands.

DERR7222DCG	22 x 72 x 29	100	240	27	\$2681	\$3218
DERR6622DCG	22 x 66 x 29	100	231	24	\$2366	\$2840
DERR6022DCG	22 x 60 x 29	92.5	222	22	\$2153	\$2584
DERR5422DCG	22 x 54 x 29	92.5	200	20	\$2075	\$2490
DERR4822DCG	22 x 48 x 29	92.5	180	18	\$1844	\$2213
DERR4222DCG	22 x 42 x 29	92.5	173	16	\$1774	\$2129

Return has **box/box/file** pedestal on the **right**. Pedestal locks. For use with right handed single pedestal desks, credenzas, desk shells, credenza shells, "D" islands or "P" islands.

Required Specifications

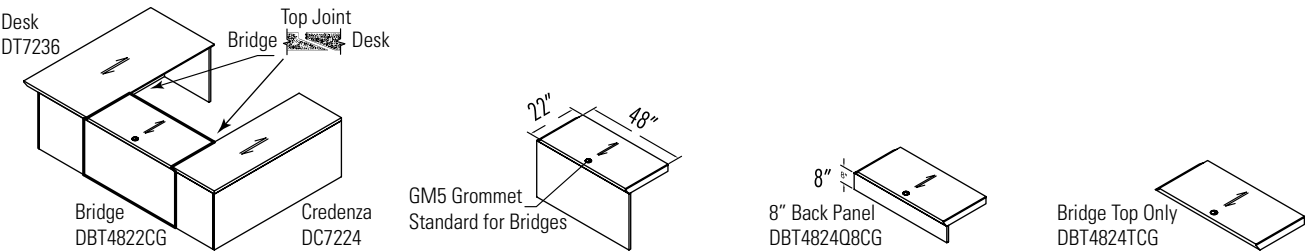
Veneer Finish
Laminate Finish
Handle Style

Optional Specifications

Grommet

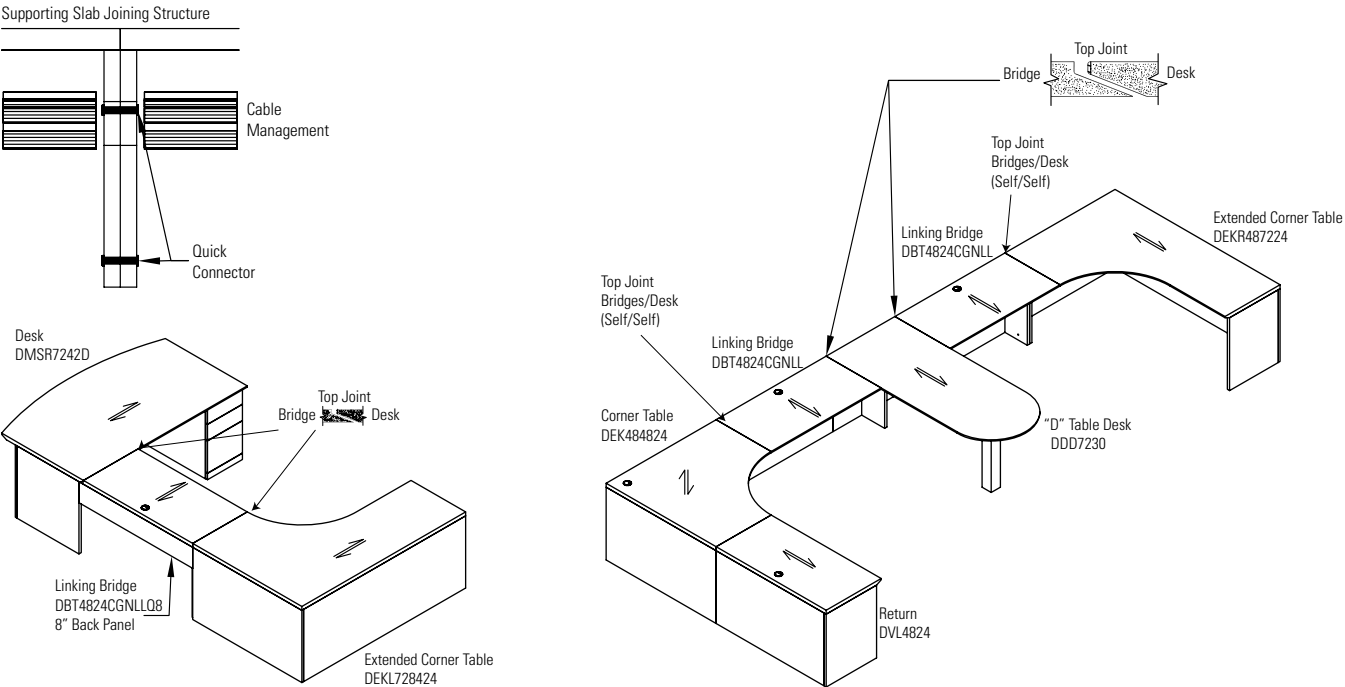
BRIDGES - EXECUTIVE	MODEL#	DIMENSIONS	FREIGHT CLASS	WT/LBS.	CUBIC FT.	veneER/LAMINATE	ALL veneER
D x W x H							

- An Executive Bridge is used to connect a Desk to a Credenza.
- Not to be used with Corner Components or Piano Desks,
- Three Modesty Panel options - Full Modesty, 8" Modesty and No Modesty (Flush Bridge Top).
- Modesty panel flush with end panels of Desk and Credenza.
- Includes GM1 grommet in the top center position.
- Both connecting sides of executive bridges feature a reverse profile edge



BRIDGES - LINKING

- A Linking Bridge is used to connect Corner Components to a Single Pedestal Desk, Single Pedestal Credenza, Desk Shell or Credenza Shell.
- Two Modesty Panel options - Full Modesty and 8" Modesty.
- Includes GM1 grommet in the top center position.
- Hand of Linking Bridge is determined by location of half end panel from user side.
- Linking Bridges are handed **left and right** (Handedness is determined by connecting side with the self edge). The opposite connecting side features a reverse profile edge.

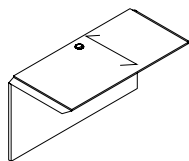


BRIDGES - EXECUTIVE

MODEL# DIMENSIONS FREIGHT CLASS WT./LBS. CUBIC FT. VENEER/LAMINATE ALL VENEER

D x W x H

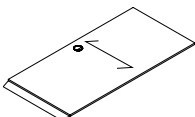
DBT6024CG	24 x 60 x 29	70	144	10	\$1129	\$1355
DBT5424CG	24 x 54 x 29	70	129	9	\$1018	\$1222
DBT4824CG	24 x 48 x 29	70	120	8	\$903	\$1084
DBT4224CG	24 x 42 x 29	85	105	7	\$790	\$948
DBT6022CG	22 x 60 x 29	70	138	9	\$924	\$1109
DBT5422CG	22 x 54 x 29	70	124	8	\$915	\$1098
DBT4822CG	22 x 48 x 29	85	115	7	\$812	\$975
DBT4222CG	22 x 42 x 29	85	101	6	\$712	\$855
DBT6020CG	20 x 60 x 29	70	131	8	\$924	\$1109
DBT5420CG	20 x 54 x 29	85	118	8	\$833	\$1000
DBT4820CG	20 x 48 x 29	85	110	7	\$740	\$888
DBT4220CG	20 x 42 x 29	85	96	6	\$634	\$761



Flush Bridge

Top surface, back panel and hardware to create a "U" configuration with a single pedestal desk or credenza. **Cannot be used with corners.** Grommet in worksurface. Shipped RTA (ready to assemble).

- If linking to bookcase or open storage, add **/S** to end of model number

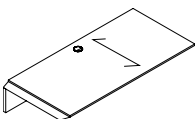


Flush Bridge Top

DBT5424TCG	24 x 54 x --	70	129	9	N/A	\$762
DBT4824TCG	24 x 48 x --	70	120	8	N/A	\$677
DBT4224TCG	24 x 42 x --	70	105	7	N/A	\$593
DBT5422TCG	22 x 54 x --	70	124	8	N/A	\$612
DBT4822TCG	22 x 48 x --	70	115	7	N/A	\$544
DBT4222TCG	22 x 42 x --	70	101	6	N/A	\$476
DBT5420TCG	20 x 54 x --	70	118	8	N/A	\$559
DBT4820TCG	20 x 48 x --	70	110	7	N/A	\$496
DBT4220TCG	20 x 42 x --	70	96	6	N/A	\$425

Top surface only to create a "U" configuration with a single pedestal desk or credenza. **Cannot be used with corners.** Grommet in worksurface. Shipped RTA (ready to assemble).

- If linking to bookcase or open storage, add **/S** to end of model number



Flush Bridge Top, 8" Modesty Panel

DBT6024Q8CG	24 x 60 x --	70	144	10	\$1015	\$1218
DBT5424Q8CG	24 x 54 x --	70	129	9	\$915	\$1098
DBT4824Q8CG	24 x 48 x --	70	120	8	\$813	\$976
DBT4224Q8CG	24 x 42 x --	70	105	7	\$711	\$854
DBT6022Q8CG	22 x 60 x --	70	138	9	\$915	\$1098
DBT5422Q8CG	22 x 54 x --	70	124	8	\$823	\$988
DBT4822Q8CG	22 x 48 x --	70	115	7	\$730	\$876
DBT4222Q8CG	22 x 42 x --	70	101	6	\$641	\$770
DBT6020Q8CG	20 x 60 x --	70	131	8	\$833	\$1000
DBT5420Q8CG	20 x 54 x --	70	118	8	\$749	\$899
DBT4820Q8CG	20 x 48 x --	70	110	7	\$666	\$800
DBT4220Q8CG	20 x 42 x --	70	96	6	\$570	\$684

Top surface with 8" modesty panel for utility access. Create a "U" configuration with a single pedestal desk or credenza. **Cannot be used with corners.** Grommet in worksurface. Shipped RTA (ready to assemble).

- If linking to bookcase or open storage, add **/S** to end of model number

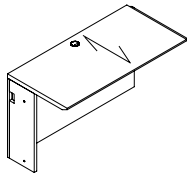
Required Specifications

Veneer Finish
Laminate Finish
Handle Style

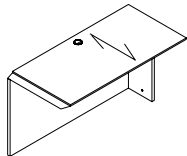
Optional Specifications

Additional Grommet

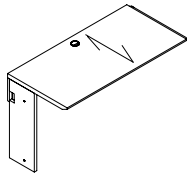
BRIDGES - LINKING



Linking Bridge - LEFT



Linking Bridge - RIGHT



Linking Bridge, 8" Modesty Panel - LEFT

MODEL#	DIMENSIONS	FREIGHT CLASS	WT/LBS.	CUBIC FT.	veneER/LAMINATE	ALL veneER
D x W x H						
DBT6024NLLCG	24 x 60 x 29	125	145	24	\$1119	\$1343
DBT5424NLLCG	24 x 54 x 29	150	131	22	\$1008	\$1210
DBT4824NLLCG	24 x 48 x 29	125	116	19	\$896	\$1076
DBT4224NLLCG	24 x 42 x 29	125	102	17	\$725	\$870
DBT3624NLLCG	24 x 36 x 29	150	87	15	\$660	\$792
DBT3024NLLCG	24 x 30 x 29	125	73	12	\$643	\$772
DBT6022NLLCG	22 x 60 x 29	150	131	22	\$1066	\$1280
DBT5422NLLCG	22 x 54 x 29	150	118	20	\$961	\$1154
DBT4822NLLCG	22 x 48 x 29	125	110	18	\$852	\$1023
DBT4222NLLCG	22 x 42 x 29	150	95	16	\$692	\$831
DBT3622NLLCG	22 x 36 x 29	125	80	13	\$627	\$753
DBT3022NLLCG	22 x 30 x 29	150	65	11	\$613	\$736

Top surface, back panel and hardware. **Left side** connects to a 5-Sided Corner, Extended Corner or Connectable Table. Right side connects to a single pedestal desk or credenza, "D" island, Boat shaped island, "P" island and Delta island with a "T" base. Grommet in worksurface.

DBT6024NLR CG	24 x 60 x 29	125	145	24	\$1119	\$1343
DBT5424NLR CG	24 x 54 x 29	150	131	22	\$1008	\$1210
DBT4824NLR CG	24 x 48 x 29	125	116	19	\$896	\$1076
DBT4224NLR CG	24 x 42 x 29	125	102	17	\$725	\$870
DBT3624NLR CG	24 x 36 x 29	150	87	15	\$660	\$792
DBT3024NLR CG	24 x 30 x 29	125	73	12	\$643	\$772
DBT6022NLR CG	22 x 60 x 29	150	131	22	\$1066	\$1280
DBT5422NLR CG	22 x 54 x 29	150	118	20	\$961	\$1154
DBT4822NLR CG	22 x 48 x 29	125	110	18	\$852	\$1023
DBT4222NLR CG	22 x 42 x 29	150	95	16	\$692	\$831
DBT3622NLR CG	22 x 36 x 29	125	80	13	\$627	\$753
DBT3022NLR CG	22 x 30 x 29	150	65	11	\$613	\$736

Top surface, back panel and hardware. **Right side** connects to a 5-Sided Corner, Extended Corner or Connectable Table. Left side connects to a single pedestal desk or credenza, "D" island, Boat shaped island, "P" island and Delta island with a "T" base. Grommet in worksurface.

DBT6024NLLQ8CG	24 x 60 x 29	125	145	24	\$1232	\$1479
DBT5424NLLQ8CG	24 x 54 x 29	150	131	22	\$1111	\$1334
DBT4824NLLQ8CG	24 x 48 x 29	125	116	19	\$987	\$1185
DBT4224NLLQ8CG	24 x 42 x 29	125	102	17	\$887	\$1065
DBT3624NLLQ8CG	24 x 36 x 29	150	87	15	\$725	\$870
DBT3024NLLQ8CG	24 x 30 x 29	125	73	12	\$710	\$852
DBT6022NLLQ8CG	22 x 60 x 29	150	131	22	\$1174	\$1409
DBT5422NLLQ8CG	22 x 54 x 29	150	118	20	\$1057	\$1269
DBT4822NLLQ8CG	22 x 48 x 29	125	110	18	\$939	\$1127
DBT4222NLLQ8CG	22 x 42 x 29	150	95	16	\$759	\$911
DBT3622NLLQ8CG	22 x 36 x 29	125	80	13	\$691	\$830
DBT3022NLLQ8CG	22 x 30 x 29	150	65	11	\$675	\$810

Top surface with 8" modesty panel for utility access and hardware. **Left side** connects to a 5-Sided Corner, Extended Corner or Connectable Table. Right side connects to a single pedestal desk or credenza, "D" island, Boat shaped island, "P" island and Delta island with a "T" base. Grommet in worksurface. Shipped RTA (ready to assemble).

Required Specifications

Veneer Finish
Laminate Finish

Optional Specifications

Additional Grommet

BRIDGES - LINKING

MODEL#

DIMENSIONS

FREIGHT CLASS

WT/LBS.

CUBIC FT.

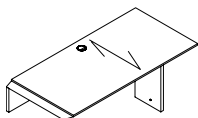
VENEER/LAMINATE

ALL VENEER

D x W x H

DBT6024NLRQ8CG	24 x 60 x 29	125	145	24	\$1232	\$1479
DBT5424NLRQ8CG	24 x 54 x 29	150	131	22	\$1111	\$1334
DBT4824NLRQ8CG	24 x 48 x 29	125	116	19	\$987	\$1185
DBT4224NLRQ8CG	24 x 42 x 29	125	102	17	\$887	\$1065
DBT3624NLRQ8CG	24 x 36 x 29	150	87	15	\$725	\$870
DBT3024NLRQ8CG	24 x 30 x 29	125	73	12	\$710	\$852

DBT6022NLRQ8CG	22 x 60 x 29	150	131	22	\$1174	\$1409
DBT5422NLRQ8CG	22 x 54 x 29	150	118	20	\$1057	\$1269
DBT4822NLRQ8CG	22 x 48 x 29	125	110	18	\$939	\$1127
DBT4222NLRQ8CG	22 x 42 x 29	150	95	16	\$759	\$911
DBT3622NLRQ8CG	22 x 36 x 29	125	80	13	\$691	\$830
DBT3022NLRQ8CG	22 x 30 x 29	150	65	11	\$675	\$810



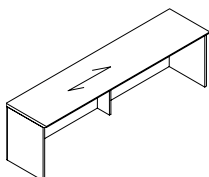
Linking Bridge, 8" Modesty Panel - RIGHT

Top surface with 8" modesty panel for utility access and hardware. **Right side** connects to a 5-Sided Corner, Extended Corner or Connectable Table. Right side connects to a single pedestal desk or credenza, "D" island, Boat shaped island, "P" island and Delta island with a "T" base. Grommet in worksurface. Shipped RTA (ready to assemble).

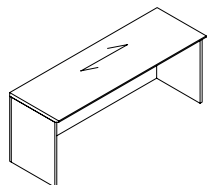
CREDENZAS

DC12024	24 x 120 x 29	100	387	48	\$2820	\$3384
DC11424	24 x 114 x 29	125	367	46	\$2679	\$3215
DC10824	24 x 108 x 29	125	348	44	\$2538	\$3046
DC10224	24 x 102 x 29	100	329	41	\$2397	\$2877
DC9624	24 x 96 x 29	125	309	39	\$2255	\$2706
DC9024	24 x 90 x 29	100	290	36	\$2115	\$2538
DC8424	24 x 84 x 29	125	271	34	\$1974	\$2369
DC7824	24 x 78 x 29	100	251	31	\$1832	\$2199
DC7224	24 x 72 x 29	100	232	29	\$1692	\$2031
DC6624	24 x 66 x 29	125	213	27	\$1629	\$1955
DC6024	24 x 60 x 29	100	193	24	\$1480	\$1776
DC5424	24 x 54 x 29	125	174	22	\$1403	\$1684
DC4824	24 x 48 x 29	100	155	19	\$1325	\$1590
DC4224	24 x 42 x 29	125	135	17	\$1122	\$1347

DC12022	22 x 120 x 29	100	358	44	\$2584	\$3101
DC11422	22 x 114 x 29	100	340	42	\$2455	\$2946
DC10822	22 x 108 x 29	100	323	40	\$2326	\$2792
DC10222	22 x 102 x 29	100	305	38	\$2196	\$2636
DC9622	22 x 96 x 29	100	287	35	\$2069	\$2483
DC9022	22 x 90 x 29	100	269	33	\$1939	\$2327
DC8422	22 x 84 x 29	100	251	31	\$1811	\$2174
DC7822	22 x 78 x 29	100	233	29	\$1680	\$2016
DC7222	22 x 72 x 29	125	215	27	\$1551	\$1862
DC6622	22 x 66 x 29	100	197	24	\$1496	\$1796
DC6022	22 x 60 x 29	100	179	22	\$1357	\$1629
DC5422	22 x 54 x 29	100	161	20	\$1286	\$1544
DC4822	22 x 48 x 29	125	143	18	\$1217	\$1461
DC4222	22 x 42 x 29	125	125	16	\$1028	\$1234



sizes 96" and larger



sizes less than 96"

Credenza Shell

Standard with **no pedestals**. Flush full modesty panel. 96"w and larger includes a center support leg. If using storage component shells underneath to support the worksurface, **no more than 72" may be left unsupported**.

Required Specifications

Veneer Finish
Laminate Finish

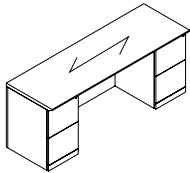
Optional Specifications

Grommet

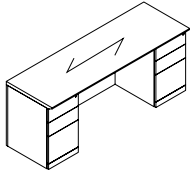
Accessories

Modular Storage (Credenza Shell)

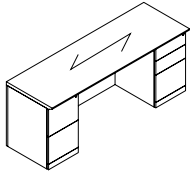
CREDENZAS



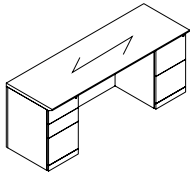
Kneespace Credenza



Kneespace Credenza



Kneespace Credenza



Kneespace Credenza

MODEL#	DIMENSIONS	FREIGHT CLASS	WT/LBS.	CUBIC FT.	veneer/LAMINATE	ALL veneer
--------	------------	---------------	---------	-----------	-----------------	------------

D x W x H

DCK8424EE	24 x 84 x 29	92.5	348	34	\$4180	\$5016
DCK7824EE	24 x 78 x 29	92.5	319	31	\$3883	\$4660
DCK7224EE	24 x 72 x 29	100	280	29	\$3585	\$4302
DCK6624EE	24 x 66 x 29	100	261	27	\$3531	\$4238
DCK6024EE	24 x 60 x 29	100	238	24	\$3284	\$3941

DCK8422EE	22 x 84 x 29	92.5	320	34	\$3831	\$4598
DCK7822EE	22 x 78 x 29	92.5	298	31	\$3559	\$4271
DCK7222EE	22 x 72 x 29	92.5	280	29	\$3285	\$3942
DCK6622EE	22 x 66 x 29	92.5	257	27	\$3236	\$3884
DCK6022EE	22 x 60 x 29	92.5	233	24	\$3010	\$3612

Standard with full to floor **file/file** pedestals on **left** and **right**. **Center is open** Pedestals lock.

DCK8424DD	24 x 84 x 29	92.5	348	34	\$4180	\$5016
DCK7824DD	24 x 78 x 29	92.5	319	31	\$3883	\$4660
DCK7224DD	24 x 72 x 29	100	280	29	\$3585	\$4302
DCK6624DD	24 x 66 x 29	100	261	27	\$3531	\$4238
DCK6024DD	24 x 60 x 29	100	238	24	\$3284	\$3941

DCK8422DD	22 x 84 x 29	92.5	320	34	\$3831	\$4598
DCK7822DD	22 x 78 x 29	92.5	298	31	\$3559	\$4271
DCK7222DD	22 x 72 x 29	92.5	280	29	\$3285	\$3942
DCK6622DD	22 x 66 x 29	92.5	257	27	\$3236	\$3884
DCK6022DD	22 x 60 x 29	92.5	233	24	\$3010	\$3612

Standard with full to floor **box/box/file** pedestals on **left** and **right**. **Center is open** Pedestals lock. One pencil tray.

DCK8424ED	24 x 84 x 29	92.5	348	34	\$4180	\$5016
DCK7824ED	24 x 78 x 29	92.5	319	31	\$3883	\$4660
DCK7224ED	24 x 72 x 29	100	280	29	\$3585	\$4302
DCK6624ED	24 x 66 x 29	100	261	27	\$3531	\$4238
DCK6024ED	24 x 60 x 29	100	238	24	\$3284	\$3941

DCK8422ED	22 x 84 x 29	92.5	320	34	\$3831	\$4598
DCK7822ED	22 x 78 x 29	92.5	298	31	\$3559	\$4271
DCK7222ED	22 x 72 x 29	92.5	280	29	\$3285	\$3942
DCK6622ED	22 x 66 x 29	92.5	257	27	\$3236	\$3884
DCK6022ED	22 x 60 x 29	92.5	233	24	\$3010	\$3612

Standard with full to floor **file/file** pedestal on **left** and **box/box/file** pedestal on **right**. **Center is open** Pedestals lock. One pencil tray.

DCK8424DE	24 x 84 x 29	92.5	348	34	\$4180	\$5016
DCK7824DE	24 x 78 x 29	92.5	319	31	\$3883	\$4660
DCK7224DE	24 x 72 x 29	100	280	29	\$3585	\$4302
DCK6624DE	24 x 66 x 29	100	261	27	\$3531	\$4238
DCK6024DE	24 x 60 x 29	100	238	24	\$3284	\$3941

DCK8422DE	22 x 84 x 29	92.5	320	34	\$3831	\$4598
DCK7822DE	22 x 78 x 29	92.5	298	31	\$3559	\$4271
DCK7222DE	22 x 72 x 29	92.5	280	29	\$3285	\$3942
DCK6622DE	22 x 66 x 29	92.5	257	27	\$3236	\$3884
DCK6022DE	22 x 60 x 29	92.5	233	24	\$3010	\$3612

Standard with full to floor **box/box/file** pedestal on **left** and **file/file** pedestal on **right**. **Center is open** Pedestals lock. One pencil tray.

Required Specifications

Veneer Finish
Laminate Finish
Handle Style

Optional Specifications

Grommet

CRENZAS

MODEL#

DIMENSIONS

FREIGHT CLASS

WT./LBS.

CUBIC FT.

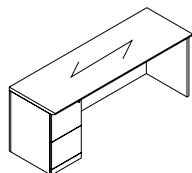
VENEER/LAMINATE

ALL VENEER

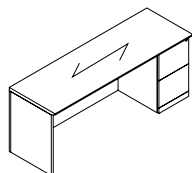
D x W x H

DCL8424E	24 x 84 x 29	100	315	34	\$3161	\$3794
DCL7824E	24 x 78 x 29	100	292	31	\$2934	\$3521
DCL7224E	24 x 72 x 29	100	270	29	\$2709	\$3251
DCL6624E	24 x 66 x 29	100	247	27	\$2609	\$3131
DCL6024E	24 x 60 x 29	100	225	24	\$2371	\$2846

DCL8422E	22 x 84 x 29	100	286	34	\$2897	\$3477
DCL7822E	22 x 78 x 29	100	265	31	\$2692	\$3231
DCL7222E	22 x 72 x 29	100	250	29	\$2484	\$2981
DCL6622E	22 x 66 x 29	100	229	27	\$2392	\$2871
DCL6022E	22 x 60 x 29	100	208	24	\$2174	\$2609



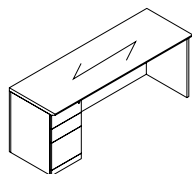
Single Pedestal Credenza - LEFT

Standard with full to floor **file/file** pedestal on **left**. Pedestal locks.


Single Pedestal Credenza - RIGHT

DCR8424E	24 x 84 x 29	100	315	34	\$3161	\$3794
DCR7824E	24 x 78 x 29	100	292	31	\$2934	\$3521
DCR7224E	24 x 72 x 29	100	270	29	\$2709	\$3251
DCR6624E	24 x 66 x 29	100	247	27	\$2609	\$3131
DCR6024E	24 x 60 x 29	100	225	24	\$2371	\$2846

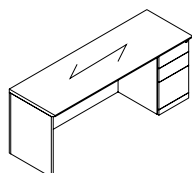
DCR8422E	22 x 84 x 29	100	286	34	\$2897	\$3477
DCR7822E	22 x 78 x 29	100	265	31	\$2692	\$3231
DCR7222E	22 x 72 x 29	100	250	29	\$2484	\$2981
DCR6622E	22 x 66 x 29	100	229	27	\$2392	\$2871
DCR6022E	22 x 60 x 29	100	208	24	\$2174	\$2609

Standard with full to floor **file/file** pedestal on **right**. Pedestal locks.


Single Pedestal Credenza - LEFT

DCL8424D	24 x 84 x 29	100	315	34	\$3161	\$3794
DCL7824D	24 x 78 x 29	100	292	31	\$2934	\$3521
DCL7224D	24 x 72 x 29	100	270	29	\$2709	\$3251
DCL6624D	24 x 66 x 29	100	247	27	\$2609	\$3131
DCL6024D	24 x 60 x 29	100	225	24	\$2371	\$2846

DCL8422D	22 x 84 x 29	100	286	34	\$2897	\$3477
DCL7822D	22 x 78 x 29	100	265	31	\$2692	\$3231
DCL7222D	22 x 72 x 29	100	250	29	\$2484	\$2981
DCL6622D	22 x 66 x 29	100	229	27	\$2392	\$2871
DCL6022D	22 x 60 x 29	100	208	24	\$2174	\$2609

Standard with full to floor **box/box/file** pedestal on **left**. Pedestal locks.


Single Pedestal Credenza - RIGHT

DCR8424D	24 x 84 x 29	100	315	34	\$3161	\$3794
DCR7824D	24 x 78 x 29	100	292	31	\$2934	\$3521
DCR7224D	24 x 72 x 29	100	270	29	\$2709	\$3251
DCR6624D	24 x 66 x 29	100	247	27	\$2609	\$3131
DCR6024D	24 x 60 x 29	100	225	24	\$2371	\$2846

DCR8422D	22 x 84 x 29	100	286	34	\$2897	\$3477
DCR7822D	22 x 78 x 29	100	265	31	\$2692	\$3231
DCR7222D	22 x 72 x 29	100	250	29	\$2484	\$2981
DCR6622D	22 x 66 x 29	100	229	27	\$2392	\$2871
DCR6022D	22 x 60 x 29	100	208	24	\$2174	\$2609

Standard with full to floor **box/box/file** pedestal on **right**. Pedestal locks.

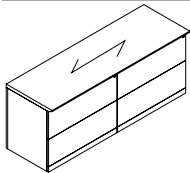
Required Specifications

Veneer Finish
Laminate Finish
Handle Style

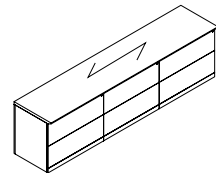
Optional Specifications

Grommet

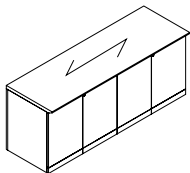
CREDENZAS



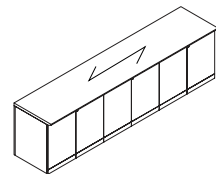
Lateral File Credenza



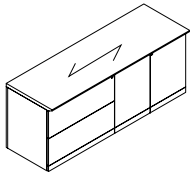
Lateral File Credenza



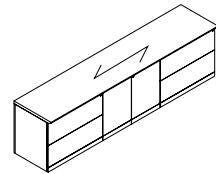
Storage Cabinet Credenza



Storage Cabinet Credenza



Lateral File/Storage Cabinet Credenza



Lateral File/Storage Cabinet Credenza

MODEL#	DIMENSIONS	FREIGHT CLASS	WT/LBS.	CUBIC FT.	veneer/LAMINATE	ALL veneer
--------	------------	---------------	---------	-----------	-----------------	------------

	D x W x H					
DC7224FF	24 x 72 x 29	92.5	328	29	\$4361	\$5234
DC7222FF	22 x 72 x 29	92.5	300	27	\$3999	\$4799
DC6024NN	24 x 60 x 29	92.5	273	24	\$3998	\$4798
DC6022NN	22 x 60 x 29	100	218	22	\$3668	\$4402

Two 2-drawer lateral files side-by-side. Locking drawers. File bars included for side-to-side and front-to-back letter and legal filing capability. Anti-lock tilt suspension. **Not for stacking materials on lateral file drawer bottom.**

- “FF” models use two 36” wide lateral files, “NN” models use 30” wide.

DC10824FFF	24 x 108 x 29	92.5	457	44	\$7673	\$9208
DC10822FFF	22 x 108 x 29	92.5	435	40	\$7033	\$8440
DC9024NNN	24 x 90 x 29	92.5	381	36	\$6395	\$7674
DC9022NNN	22 x 90 x 29	92.5	372	33	\$5864	\$7037

Three 2-drawer lateral files side-by-side. Locking drawers. File bars included for side-to-side and front-to-back letter and legal filing capability. Anti-lock tilt suspension. **Not for stacking materials on lateral file drawer bottom.**

- “FFF” models use two 36” wide lateral files, “NNN” models use 30” wide.

DC7224GG	24 x 72 x 29	92.5	300	29	\$3237	\$3885
DC7222GG	22 x 72 x 29	92.5	277	27	\$2967	\$3561
DC6024MM	24 x 60 x 29	92.5	254	24	\$2967	\$3561
DC6022MM	22 x 60 x 29	92.5	232	22	\$2721	\$3266

Two 2-door storage cabinets side-by-side. Locking doors. Self-closing hinged doors cover one adjustable shelf.

- “GG” models use two 36” wide storage cabinets, “MM” models use 30” wide.

DC10824GGG	24 x 108 x 29	100	392	44	\$6117	\$7341
DC10822GGG	22 x 108 x 29	100	348	40	\$5607	\$6729
DC9024MMM	24 x 90 x 29	100	326	36	\$5098	\$6118
DC9022MMM	22 x 90 x 29	100	302	33	\$4675	\$5610

Three 2-door storage cabinets side-by-side. Locking doors. Self-closing hinged doors cover one adjustable shelf.

- “GGG” models use two 36” wide storage cabinets, “MMM” models use 30” wide.

DCF7224	24 x 72 x 29	92.5	305	29	\$3412	\$4095
DCF7222	22 x 72 x 29	92.5	285	27	\$3128	\$3754
DCF6024	24 x 60 x 29	92.5	254	24	\$2843	\$3412
DCF6022	22 x 60 x 29	92.5	233	22	\$2605	\$3126

One 2-drawer lateral file and one storage cabinet. Locking door/drawers. Storage cabinet includes one adjustable shelf. File bars included for side-by-side and front-to-back letter and legal filing capability. Anti-lock tilt suspension. **Not for stacking materials on lateral file drawer bottom.**

DC10824FGF	24 x 108 x 29	92.5	392	44	\$7156	\$8588
DC10822FGF	22 x 108 x 29	92.5	348	40	\$6558	\$7870
DC9024NMN	24 x 90 x 29	92.5	326	36	\$5963	\$7156
DC9022NMN	22 x 90 x 29	92.5	302	33	\$5467	\$6561

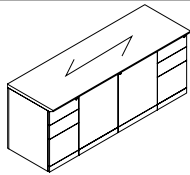
One 2-drawer lateral file and one storage cabinet. Locking door/drawers. Storage cabinet includes one adjustable shelf. File bars included for side-by-side and front-to-back letter and legal filing capability. Anti-lock tilt suspension. **Not for stacking materials on lateral file drawer bottom.**

- “FGF” models use two 36” wide lateral files and one 36” wide storage cabinet, “NMN” models use 30” wide.

Required Specifications

Veneer Finish
Laminate Finish
Handle Style

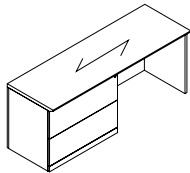
CREDENZAS



Vertical File/Storage Cabinet Credenza

MODEL#	DIMENSIONS D x W x H	FREIGHT CLASS	WT./LBS.	CUBIC FT.	VENEER/LAMINATE	ALL VENEER
DCD7224D	24 x 72 x 29	92.5	319	29	\$3999	\$4799
DCD7222D	22 x 72 x 29	92.5	298	24	\$3668	\$4402
DCD6024D	24 x 60 x 29	92.5	266	24	\$3668	\$4402
DCD6022D	22 x 60 x 29	92.5	246	20	\$3362	\$4035

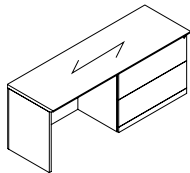
Two box/box/file vertical files and one storage cabinet. Locking door/drawers. Storage cabinet includes one adjustable shelf. One pencil tray.



Kneespace Lateral File Credenza - LEFT

DCL8424F	24 x 84 x 29	100	305	34	\$3672	\$4407
DCL7824F	24 x 78 x 29	100	285	31	\$3411	\$4094
DCL7224F	24 x 72 x 29	100	261	29	\$3147	\$3777
DCL6624F	24 x 66 x 29	100	239	27	\$3030	\$3636
DCL6024F	24 x 60 x 29	100	218	24	\$2752	\$3303
DCL8422F	22 x 84 x 29	100	266	31	\$3369	\$4043
DCL7822F	22 x 78 x 29	100	245	29	\$3126	\$3752
DCL7222F	22 x 72 x 29	100	230	27	\$2888	\$3466
DCL6622F	22 x 66 x 29	100	209	24	\$2779	\$3335
DCL6022F	22 x 60 x 29	100	188	22	\$2524	\$3029

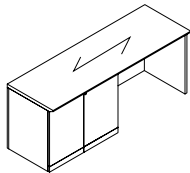
One 2-drawer lateral file on the **left**. Locking drawers. File bars included for side-to-side and front-to-back letter and legal filing capability. Anti-lock tilt suspension. **Not for stacking materials on lateral file drawer bottom.**



Kneespace Lateral File Credenza - RIGHT

DCR8424F	24 x 84 x 29	100	305	34	\$3672	\$4407
DCR7824F	24 x 78 x 29	100	285	31	\$3411	\$4094
DCR7224F	24 x 72 x 29	100	261	29	\$3147	\$3777
DCR6624F	24 x 66 x 29	100	239	27	\$3030	\$3636
DCR6024F	24 x 60 x 29	100	218	24	\$2752	\$3303
DCR8422F	22 x 84 x 29	100	266	31	\$3369	\$4043
DCR7822F	22 x 78 x 29	100	245	29	\$3126	\$3752
DCR7222F	22 x 72 x 29	100	230	27	\$2888	\$3466
DCR6622F	22 x 66 x 29	100	209	24	\$2779	\$3335
DCR6022F	22 x 60 x 29	100	188	22	\$2524	\$3029

One 2-drawer lateral file on the **right**. Locking drawers. File bars included for side-to-side and front-to-back letter and legal filing capability. Anti-lock tilt suspension. **Not for stacking materials on lateral file drawer bottom.**



Kneespace Storage Cabinet Credenza - LEFT

DCL8424G	24 x 84 x 29	100	338	34	\$3297	\$3957
DCL7824G	24 x 78 x 29	92.5	314	31	\$3063	\$3676
DCL7224G	24 x 72 x 29	92.5	290	29	\$2827	\$3393
DCL6624G	24 x 66 x 29	100	266	27	\$2720	\$3264
DCL6024G	24 x 60 x 29	92.5	242	24	\$2474	\$2969
DCL8422G	22 x 84 x 29	100	266	31	\$3026	\$3632
DCL7822G	22 x 78 x 29	100	245	29	\$2809	\$3371
DCL7222G	22 x 72 x 29	100	230	27	\$2591	\$3110
DCL6622G	22 x 66 x 29	92.5	209	24	\$2493	\$2992
DCL6022G	22 x 60 x 29	92.5	188	22	\$2269	\$2723

One storage cabinet on **left**. Locking doors. Storage cabinet has one adjustable shelf.

Required Specifications

Veneer Finish
Laminate Finish
Handle Style

Optional Specifications

Grommet (Kneespace Credenzas)

CREDENZAS

MODEL# DIMENSIONS FREIGHT CLASS WT/LBS. CUBIC FT. VENEER/LAMINATE ALL VENEER

D x W x H

DCR8424G	24 x 84 x 29	100	338	34	\$3297	\$3957
DCR7824G	24 x 78 x 29	92.5	314	31	\$3063	\$3676
DCR7224G	24 x 72 x 29	92.5	290	29	\$2827	\$3393
DCR6624G	24 x 66 x 29	100	266	27	\$2720	\$3264
DCR6024G	24 x 60 x 29	92.5	242	24	\$2474	\$2969
DCR8422G	22 x 84 x 29	100	266	31	\$3026	\$3632
DCR7822G	22 x 78 x 29	100	245	29	\$2809	\$3371
DCR7222G	22 x 72 x 29	100	230	27	\$2591	\$3110
DCR6622G	22 x 66 x 29	92.5	209	24	\$2493	\$2992
DCR6022G	22 x 60 x 29	92.5	188	22	\$2269	\$2723

One storage cabinet on **right**. Locking doors. Storage cabinet has one adjustable shelf.

DCL8424Z	24 x 84 x 29	100	338	34	\$4011	\$4814
DCL7824Z	24 x 78 x 29	92.5	314	31	\$3724	\$4469
DCL7224Z	24 x 72 x 29	92.5	290	29	\$3438	\$4126
DCL6624Z	24 x 66 x 29	100	266	27	\$3310	\$3972
DCL6024Z	24 x 60 x 29	92.5	242	24	\$3008	\$3610
DCL8422Z	22 x 84 x 29	92.5	309	31	\$3677	\$4413
DCL7822Z	22 x 78 x 29	100	287	29	\$3414	\$4097
DCL7222Z	22 x 72 x 29	92.5	270	27	\$3152	\$3783
DCL6622Z	22 x 66 x 29	92.5	248	24	\$3034	\$3641
DCL6022Z	22 x 60 x 29	92.5	225	22	\$2758	\$3310

Standard with two box drawers, one file drawer, and one 36"W lateral file drawer on the **left**. File drawer and lateral file drawer lock. Front-to-back and side-to-side filing. **Not for stacking materials on lateral file drawer bottom.**

DCR8424Z	24 x 84 x 29	100	338	34	\$4011	\$4814
DCR7824Z	24 x 78 x 29	92.5	314	31	\$3724	\$4469
DCR7224Z	24 x 72 x 29	92.5	290	29	\$3438	\$4126
DCR6624Z	24 x 66 x 29	100	266	27	\$3310	\$3972
DCR6024Z	24 x 60 x 29	92.5	242	24	\$3008	\$3610
DCR8422Z	22 x 84 x 29	92.5	309	31	\$3677	\$4413
DCR7822Z	22 x 78 x 29	100	287	29	\$3415	\$4098
DCR7222Z	22 x 72 x 29	92.5	270	27	\$3152	\$3783
DCR6622Z	22 x 66 x 29	92.5	248	24	\$3034	\$3641
DCR6022Z	22 x 60 x 29	92.5	225	22	\$2758	\$3310

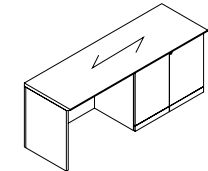
Standard with two box drawers, one file drawer, and one 36"W lateral file drawer on the **right**. File drawer and lateral file drawer lock. Front-to-back and side-to-side filing. **Not for stacking materials on lateral file drawer bottom.**

Required Specifications

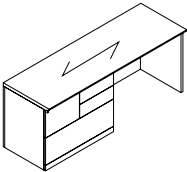
Veneer Finish
Laminate Finish
Handle Style

Optional Specifications

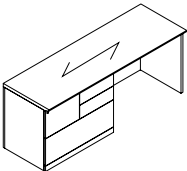
Grommet



Kneespace Storage Cabinet Credenza - RIGHT



Mixed Storage Credenza - LEFT

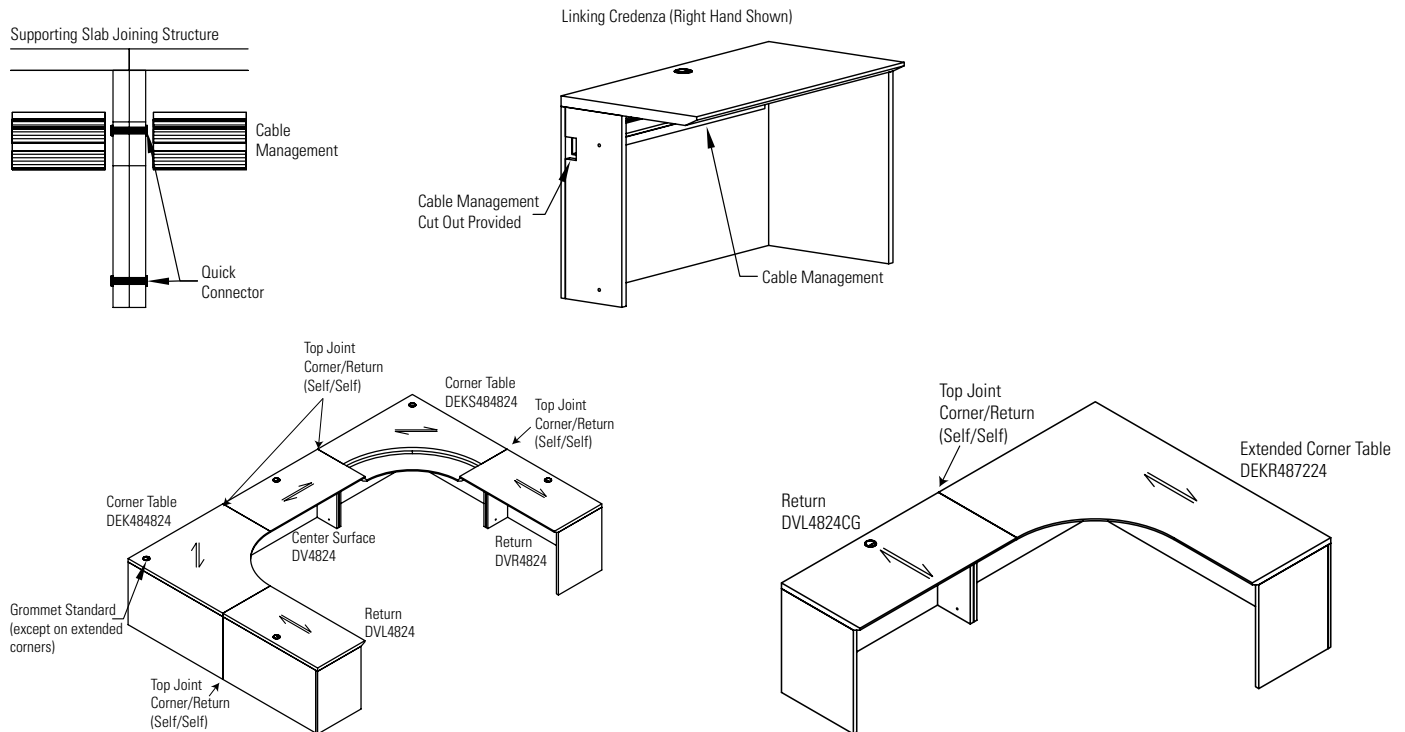


Mixed Storage Credenza - RIGHT

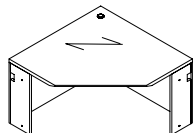
CORNERS MODEL# DIMENSIONS FREIGHT CLASS WT/LBS. CUBIC FT. VENEER/LAMINATE ALL VENEER

D x W x H

- A Corner Desk is used to connect to a Linking Bridge and Linking Credenza, or Connectable Table
- Cable management tray is included.
- Full Modesty Panel option.
- 5-Sided Corners include a GM1 grommet in the top center position. Grommets are available as an option on Extended Corners.
- Hand of Linking Credenza is determined by location of full end panel from user side.
- Hand of Extended Corner is determined by location of long narrow end from user side.
- Connecting sides feature a self edge.



5-SIDED CORNERS

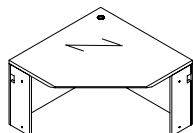


5-Sided Corner

DE484824	48 x 48 x 29	150	201	39	\$1915	\$2298
DE424224	42 x 42 x 29	150	155	30	\$1467	\$1761
DE363624	36 x 36 x 29	125	135	22	\$1395	\$1674

Connects to **24"D** connectables, returns, extended corners, storage/lateral file credenzas, credenzas and bridges. Includes grommet and installed horizontal wire management. Narrow end panels on left and right.

- *Not freestanding*



5-Sided Corner

DE484822	48 x 48 x 29	150	196	39	\$1915	\$2298
DE424222	42 x 42 x 29	150	150	30	\$1467	\$1761
DE363622	36 x 36 x 29	150	130	22	\$1395	\$1674

Connects to **22"D** connectables, returns, extended corners, storage/lateral file credenzas, credenzas and bridges. Includes grommet and installed horizontal wire management. Narrow end panels on left and right.

- *Not freestanding*

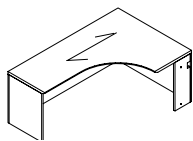
Required Specifications

Veneer Finish
Laminate Finish

Optional Specifications

Additional Grommet

LEFT EXTENDED CORNERS

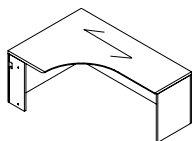


Left Extended Corner

MODEL#	DIMENSIONS D x W x H	FREIGHT CLASS	WT/LBS.	CUBIC FT.	veneer/LAMINATE	ALL veneer
DEKL964824	24-48 x 96 x 29	150	387	77	\$3188	\$3826
DEKL904824	24-48 x 90 x 29	150	363	73	\$2965	\$3558
DEKL844824	24-48 x 84 x 29	150	338	68	\$2961	\$3554
DEKL784824	24-48 x 78 x 29	150	314	63	\$2914	\$3497
DEKL724824	24-48 x 72 x 29	150	290	58	\$2732	\$3279
DEKL664824	24-48 x 66 x 29	150	266	52	\$2583	\$3100
DEKL604824	24-48 x 60 x 29	150	242	48	\$2393	\$2872

Extended worksurface on **left**. **Full end panel on left, narrow end panel on right.** Connects to Linking Bridges, Extended Corners and Connectable Tables.

RIGHT EXTENDED CORNERS

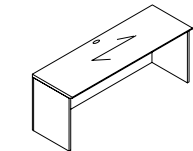


Right Extended Corner

DEKR489624	24-48 x 96 x 29	150	387	77	\$3188	\$3826
DEKR489024	24-48 x 90 x 29	150	363	73	\$2965	\$3558
DEKR488424	24-48 x 84 x 29	150	338	68	\$2961	\$3554
DEKR487824	24-48 x 78 x 29	150	314	63	\$2914	\$3497
DEKR487224	24-48 x 72 x 29	150	290	58	\$2732	\$3279
DEKR486624	24-48 x 66 x 29	150	266	52	\$2583	\$3100
DEKR486024	24-48 x 60 x 29	150	242	48	\$2393	\$2872

Extended worksurface on **right**. **Full end panel on right, narrow end panel on left.** Connects to Linking Bridges, Extended Corners and Connectable Tables.

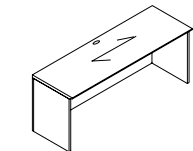
FREESTANDING TABLES



24" Deep Freestanding Table

DVT9624	24 x 96 x 29	150	213	39	\$1900	\$2280
DVT9024	24 x 90 x 29	150	199	36	\$1780	\$2136
DVT8424	24 x 84 x 29	150	186	34	\$1663	\$1996
DVT7824	24 x 78 x 29	150	173	31	\$1544	\$1853
DVT7224	24 x 72 x 29	150	160	29	\$1424	\$1709
DVT6624	24 x 66 x 29	150	146	27	\$1339	\$1607
DVT6024	24 x 60 x 29	150	133	24	\$1254	\$1505
DVT5424	24 x 54 x 29	150	128	22	\$1185	\$1422
DVT4824	24 x 48 x 29	125	120	19	\$1115	\$1338
DVT4224	24 x 42 x 29	125	104	17	\$944	\$1133
DVT3624	24 x 36 x 29	150	88	15	\$914	\$1097
DVT3024	24 x 30 x 29	125	82	12	\$896	\$1076
DVT2424	24 x 24 x 29	125	65	10	\$752	\$903

Two full end panels. **Cannot be connected on left or right side.**



22" Deep Freestanding Table

DVT9622	22 x 96 x 29	150	193	35	\$1810	\$2172
DVT9022	22 x 90 x 29	150	181	33	\$1696	\$2036
DVT8422	22 x 84 x 29	150	169	31	\$1584	\$1901
DVT7822	22 x 78 x 29	150	157	29	\$1469	\$1763
DVT7222	22 x 72 x 29	150	145	27	\$1357	\$1629
DVT6622	22 x 66 x 29	150	138	24	\$1275	\$1530
DVT6022	22 x 60 x 29	150	130	22	\$1195	\$1434
DVT5422	22 x 54 x 29	125	123	20	\$1128	\$1354
DVT4822	22 x 48 x 29	125	115	18	\$1064	\$1277
DVT4222	22 x 42 x 29	125	100	16	\$899	\$1079
DVT3622	22 x 36 x 29	125	85	13	\$870	\$1044
DVT3022	22 x 30 x 29	125	80	11	\$852	\$1023
DVT2422	22 x 24 x 29	125	64	9	\$716	\$860

Two full end panels. **Cannot be connected on left or right side.**

Required Specifications

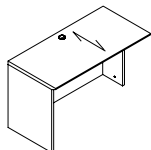
Veneer Finish
Laminate Finish

Optional Specifications

Grommet

CONNECTABLE TABLES

MODEL# DIMENSIONS FREIGHT CLASS WT/LBS. CUBIC FT. VENEER/LAMINATE ALL VENEER

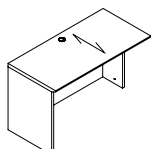


24" Deep Connectable Table - LEFT

	D x W x H					
DVL9624CG	24 x 96 x 29	150	200	39	\$2102	\$2523
DVL9024CG	24 x 90 x 29	150	187	36	\$1968	\$2362
DVL8424CG	24 x 84 x 29	150	174	34	\$1838	\$2206
DVL7824CG	24 x 78 x 29	150	162	31	\$1704	\$2045
DVL7224CG	24 x 72 x 29	150	149	29	\$1575	\$1890
DVL6624CG	24 x 66 x 29	150	141	27	\$1477	\$1773
DVL6024CG	24 x 60 x 29	150	132	24	\$1381	\$1658
DVL5424CG	24 x 54 x 29	150	121	22	\$1301	\$1562
DVL4824CG	24 x 48 x 29	125	115	19	\$1223	\$1468
DVL4224CG	24 x 42 x 29	150	99	17	\$1033	\$1240
DVL3624CG	24 x 36 x 29	150	83	15	\$996	\$1196
DVL3024CG	24 x 30 x 29	125	77	12	\$977	\$1173
DVL2424CG	24 x 24 x 29	125	61	10	\$820	\$984

Full end panel on left. Right narrow end panel connects to 24"D center/right connectable table; 24"D extended corners, 24"D 5-sided corners; Grommet in work surface.

- To remove cross grain veneer pattern on top, delete suffix "CG" from the model number. Available as a special - no upcharge.

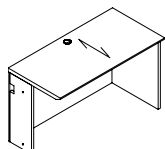


22" Deep Connectable Table - LEFT

DVL9622CG	22 x 96 x 29	150	187	39	\$2000	\$2400
DVL9022CG	22 x 90 x 29	150	175	36	\$1877	\$2253
DVL8422CG	22 x 84 x 29	150	163	34	\$1751	\$2102
DVL7822CG	22 x 78 x 29	150	152	31	\$1624	\$1949
DVL7222CG	22 x 72 x 29	150	140	29	\$1500	\$1800
DVL6622CG	22 x 66 x 29	150	133	27	\$1409	\$1691
DVL6022CG	22 x 60 x 29	150	125	24	\$1316	\$1580
DVL5422CG	22 x 54 x 29	150	113	22	\$1243	\$1492
DVL4822CG	22 x 48 x 29	125	110	19	\$1167	\$1401
DVL4222CG	22 x 42 x 29	150	95	17	\$985	\$1182
DVL3622CG	22 x 36 x 29	125	80	15	\$947	\$1137
DVL3022CG	22 x 30 x 29	125	75	12	\$932	\$1119
DVL2422CG	22 x 24 x 29	125	60	10	\$783	\$940

Full end panel on left. Right narrow end panel connects to 22"D center/right connectable table; 22"D 5-sided corners; Grommet in work surface.

- To remove cross grain veneer pattern on top, delete suffix "CG" from the model number. Available as a special - no upcharge.



24" Deep Connectable Table - RIGHT

DVR9624CG	24 x 96 x 29	150	200	39	\$2102	\$2523
DVR9024CG	24 x 90 x 29	150	187	36	\$1968	\$2362
DVR8424CG	24 x 84 x 29	150	174	34	\$1838	\$2206
DVR7824CG	24 x 78 x 29	150	162	31	\$1704	\$2045
DVR7224CG	24 x 72 x 29	150	149	29	\$1575	\$1890
DVR6624CG	24 x 66 x 29	150	141	27	\$1477	\$1773
DVR6024CG	24 x 60 x 29	150	132	24	\$1380	\$1656
DVR5424CG	24 x 54 x 29	150	121	22	\$1301	\$1562
DVR4824CG	24 x 48 x 29	125	115	19	\$1224	\$1469
DVR4224CG	24 x 42 x 29	150	99	17	\$1033	\$1240
DVR3624CG	24 x 36 x 29	150	83	15	\$996	\$1196
DVR3024CG	24 x 30 x 29	125	77	12	\$977	\$1173
DVR2424CG	24 x 24 x 29	125	61	10	\$820	\$984

Full end panel on right. Left narrow end panel connects to 24"D center/left connectable table; 24"D extended corners, 24"D 5-sided corners; Grommet in work surface.

- To remove cross grain veneer pattern on top, delete suffix "CG" from the model number. Available as a special - no upcharge.

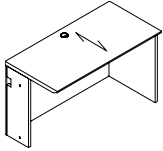
Required Specifications

Veneer Finish
Laminate Finish

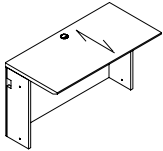
Optional Specifications

Additional Grommet

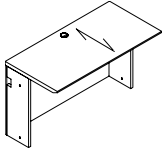
CONNECTABLE TABLES



22" Deep Connectable Table - RIGHT



24" Deep Connectable Table



22" Deep Connectable Table

MODEL#	DIMENSIONS	FREIGHT CLASS	WT/LBS.	CUBIC FT.	veneER/LAMINATE	ALL veneER
D x W x H						
DVR9622CG	22 x 96 x 29	150	187	39	\$2000	\$2400
DVR9022CG	22 x 90 x 29	150	175	36	\$1877	\$2253
DVR8422CG	22 x 84 x 29	150	163	34	\$1751	\$2102
DVR7822CG	22 x 78 x 29	150	152	31	\$1624	\$1949
DVR7222CG	22 x 72 x 29	150	140	29	\$1500	\$1800
DVR6622CG	22 x 66 x 29	150	133	27	\$1409	\$1691
DVR6022CG	22 x 60 x 29	150	125	24	\$1316	\$1580
DVR5422CG	22 x 54 x 29	150	113	22	\$1243	\$1492
DVR4822CG	22 x 48 x 29	125	110	19	\$1167	\$1401
DVR4222CG	22 x 42 x 29	150	95	17	\$985	\$1182
DVR3622CG	22 x 36 x 29	125	80	15	\$947	\$1137
DVR3022CG	22 x 30 x 29	125	75	12	\$932	\$1119
DVR2422CG	22 x 24 x 29	125	60	10	\$783	\$940

Full end panel on right. Left narrow end panel connects to **22"D** center/left connectable table; **22"D** 5-sided corners; Grommet in worksurface.

- To remove cross grain veneer pattern on top, **delete suffix "CG"** from the model number. Available as a special - no upcharge.

DV9624CG	24 x 96 x 29	150	197	39	\$2051	\$2462
DV9024CG	24 x 90 x 29	150	185	36	\$1926	\$2312
DV8424CG	24 x 84 x 29	150	173	34	\$1797	\$2157
DV7824CG	24 x 78 x 29	150	160	31	\$1667	\$2001
DV7224CG	24 x 72 x 29	150	145	29	\$1538	\$1846
DV6624CG	24 x 66 x 29	150	136	27	\$1556	\$1868
DV6024CG	24 x 60 x 29	150	123	24	\$1343	\$1612
DV5424CG	24 x 54 x 29	150	119	22	\$1264	\$1517
DV4824CG	24 x 48 x 29	150	107	19	\$1186	\$1424
DV4224CG	24 x 42 x 29	150	91	17	\$996	\$1196
DV3624CG	24 x 36 x 29	150	76	15	\$959	\$1151
DV3024CG	24 x 30 x 29	150	70	12	\$940	\$1128
DV2424CG	24 x 24 x 29	150	53	10	\$788	\$946

Narrow end panels on left and right connects to **24"D** connectable table; **24"D** extended corners, **24"D** 5-sided corners; Grommet in worksurface.

- To remove cross grain veneer pattern on top, **delete suffix "CG"** from the model number. Available as a special - no upcharge.

DV9622CG	22 x 96 x 29	150	181	35	\$1954	\$2345
DV9022CG	22 x 90 x 29	150	169	33	\$1834	\$2201
DV8422CG	22 x 84 x 29	150	157	31	\$1709	\$2051
DV7822CG	22 x 78 x 29	150	145	29	\$1588	\$1906
DV7222CG	22 x 72 x 29	150	133	27	\$1463	\$1756
DV6622CG	22 x 66 x 29	150	126	24	\$1371	\$1646
DV6022CG	22 x 60 x 29	150	118	22	\$1283	\$1540
DV5422CG	22 x 54 x 29	150	111	20	\$1204	\$1445
DV4822CG	22 x 48 x 29	150	103	18	\$1130	\$1356
DV4222CG	22 x 42 x 29	150	88	16	\$945	\$1134
DV3622CG	22 x 36 x 29	150	73	13	\$913	\$1096
DV3022CG	22 x 30 x 29	125	68	11	\$894	\$1073
DV2422CG	22 x 24 x 29	150	52	9	\$750	\$900

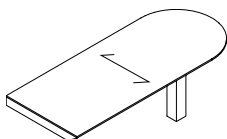
Narrow end panels on left and right connects to **22"D** connectable table; **22"D** extended corners, **22"D** 5-sided corners; Grommet in worksurface.

- To remove cross grain veneer pattern on top, **delete suffix "CG"** from the model number. Available as a special - no upcharge.

Required Specifications
Veneer Finish
Laminate Finish

Optional Specifications
Additional Grommet

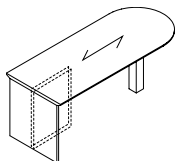
"D" ISLANDS



"D" Island with Monopost

MODEL#	DIMENSIONS D x W x H	FREIGHT CLASS	WT/LBS.	CUBIC FT.	veneer/LAMINATE	ALL VENEER
DRD8436CG	36 x 84 x 29	250	135	51	N/A	\$1936
DRD7236CG	36 x 72 x 29	250	121	44	N/A	\$1658
DRD7230CG	30 x 72 x 29	250	99	36	N/A	\$1551
DRD6636CG	36 x 66 x 29	250	99	40	N/A	\$1551
DRD6030CG	30 x 60 x 29	250	83	30	N/A	\$1445

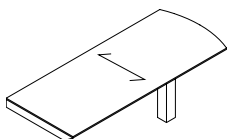
Attaches to edge of worksurfaces with Dufferin knife (molding) edge. Attaching hardware included. Shipped RTA (ready to assemble).



"D" Island - Full End Panel (T-Base) & Monopost

DDD8436	36 x 84 x 29	125	343	51	\$3076	\$3692
DDD7236	36 x 72 x 29	125	294	44	\$2635	\$3162
DDD7230	30 x 72 x 29	125	264	36	\$2449	\$2939
DDD6636	36 x 66 x 29	125	245	40	\$2449	\$2939
DDD6030	30 x 60 x 29	125	225	30	\$2354	\$2825

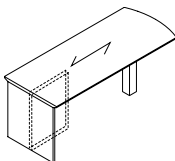
Connects to Linking Bridges or Executive Returns. Attaching hardware included. **Not freestanding.**



"D" Island with Monopost, Bow End

DRDBE8436CG	36 x 84 x 29	250	135	51	N/A	\$1936
DRDBE7236CG	36 x 72 x 29	250	121	44	N/A	\$1658
DRDBE7230CG	30 x 72 x 29	250	99	36	N/A	\$1551
DRDBE6636CG	36 x 66 x 29	250	99	40	N/A	\$1551
DRDBE6030CG	30 x 60 x 29	250	83	30	N/A	\$1445

Attaches to edge of worksurfaces with Dufferin knife (molding) edge. Attaching hardware included. Shipped RTA (ready to assemble).

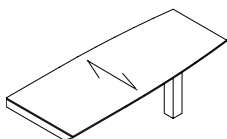


"D" Island - Full End Panel, Bow End (T-Base) & Monopost

DDDBE8436	36 x 84 x 29	125	343	51	\$3075	\$3690
DDDBE7236	36 x 72 x 29	125	294	44	\$2635	\$3162
DDDBE7230	30 x 72 x 29	125	264	36	\$2448	\$2938
DDDBE6636	36 x 66 x 29	125	245	40	\$2448	\$2938
DDDBE6030	30 x 60 x 29	125	225	30	\$2352	\$2823

Connects to Linking Bridges or Executive Returns. Attaching hardware included. **Not freestanding.**

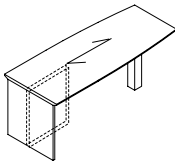
BOAT SHAPED ISLANDS



Boat Shaped Island with Monopost

DRDBS8442CG	42 x 84 x 29	250	179	59	N/A	\$2255
DRDBS8436CG	36 x 84 x 29	250	155	51	N/A	\$1936
DRDBS7236CG	36 x 72 x 29	250	141	44	N/A	\$1658
DRDBS7230CG	30 x 72 x 29	250	119	36	N/A	\$1551
DRDBS6636CG	36 x 66 x 29	250	119	40	N/A	\$1551
DRDBS6030CG	30 x 60 x 29	250	103	30	N/A	\$1445

Attaches to edge of worksurfaces with Dufferin knife (molding) edge. Attaching hardware included. Shipped RTA (ready to assemble).



Boat Shaped Island - Full End Panel (T-Base) & Monopost

DDDBS8442	42 x 84 x 29	125	414	59	\$3641	\$4370
DDDBS8436	36 x 84 x 29	125	343	51	\$3075	\$3690
DDDBS7236	36 x 72 x 29	125	314	44	\$2635	\$3162
DDDBS7230	30 x 72 x 29	125	284	36	\$2448	\$2938
DDDBS6636	36 x 66 x 29	125	265	40	\$2448	\$2938
DDDBS6030	30 x 60 x 29	100	245	30	\$2352	\$2823

Connects to Linking Bridges or Executive Returns. Attaching hardware included. **Not freestanding.**

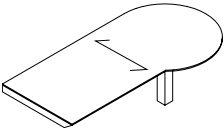
Required Specifications

Veneer Finish
Laminate Finish (Full End Panel models)
Monopost Finish

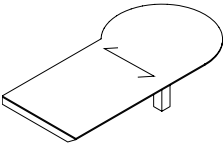
Optional Specifications

Grommet
Modesty Panel
Monopost (Base) Upgrade

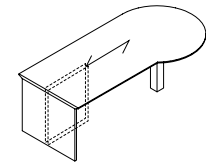
"P" ISLANDS



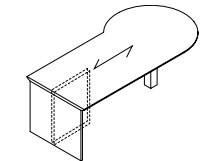
"P" Island - LEFT with Monopost



"P" Island - RIGHT with Monopost



"P" Island - LEFT with Monopost (T-Base) & Monopost



"P" Island - RIGHT with Monopost (T-Base) & Monopost

MODEL#	DIMENSIONS	FREIGHT CLASS	WT/LBS.	CUBIC FT.	veneer/LAMINATE	ALL veneer
--------	------------	---------------	---------	-----------	-----------------	------------

	D x W x H					
DRPL9642CG	42 x 96 x 29	250	239	68	N/A	\$2982
DRPL8442CG	42 x 84 x 29	250	209	59	N/A	\$2607
DRPL7242CG	42 x 72 x 29	250	143	51	N/A	\$2237

Attaches to edge of worksurfaces with Dufferin knife (molding) edge. Attaching hardware included. Shipped RTA (ready to assemble).

DRPR9642CG	42 x 96 x 29	250	239	68	N/A	\$2982
DRPR8442CG	42 x 84 x 29	250	209	59	N/A	\$2607
DRPR7242CG	42 x 72 x 29	250	143	51	N/A	\$2237

Attaches to edge of worksurfaces with Dufferin knife (molding) edge. Attaching hardware included. Shipped RTA (ready to assemble).

DTPL9642	42 x 96 x 29	125	440	68	\$2815	\$3378
DTPL8442	42 x 84 x 29	125	385	59	\$2463	\$2956
DTPL7242	42 x 72 x 29	125	319	51	\$2245	\$2694

Connects to Linking Bridges or Executive Returns. Attaching hardware included. **Not freestanding.**

DTPR9642	42 x 96 x 29	125	440	68	\$2815	\$3378
DTPR8442	42 x 84 x 29	125	385	59	\$2463	\$2956
DTPR7242	42 x 72 x 29	125	319	51	\$2245	\$2694

Connects to Linking Bridges or Executive Returns. Attaching hardware included. **Not freestanding.**

Required Specifications

Veneer Finish
Laminate Finish (Full End Panel models)
Monopost Finish

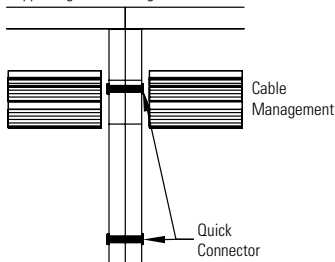
Optional Specifications

Grommet
Modesty Panel
Monopost (Base) Upgrade

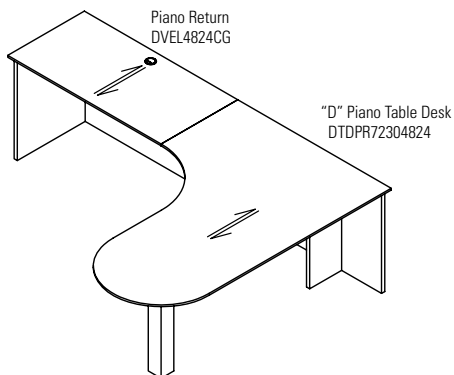
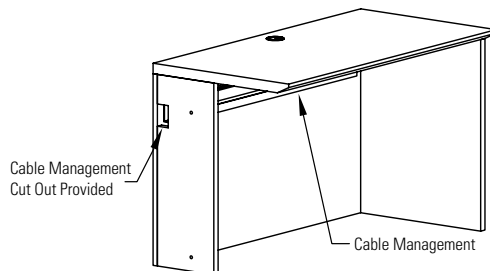
PIANO DESKS	MODEL#	DIMENSIONS	FREIGHT CLASS	WT./LBS.	CUBIC FT.	veneer/LAMINATE	ALL VENEER
		D x W x H					

- Can be ordered as a shell or with pedestals.
- Components include a GM1 grommet in the top center position.
- Hand of Rectangular Desk is determined by location of pedestal from user side.
- Hand of "D" Top is determined by outward orientation of curved end from user projection.
- Hand of "P" Top is determined by outward orientation of conference end from user projection.
- Connectable Tables and Bridges - To remove cross grain veneer pattern on top, delete suffix "CG" from the model number. Available as a special - no upcharge.

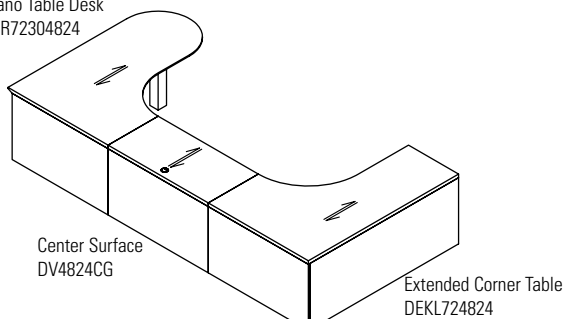
Supporting Slab Joining Structure



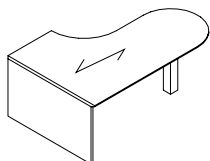
Piano Return (Right Hand Shown)



"D" Piano Table Desk
DTDPR72304824



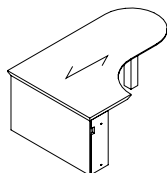
"D" ISLANDS (PIANO DESKS)



"D" Island LEFT - Full End Panel & Monopost, Piano Desk

DTDPL96304824	48 x 96 x 29	125	464	77	\$2919	\$3503
DTDPL84304824	48 x 84 x 29	150	406	68	\$2599	\$3119
DTDPL72304824	48 x 72 x 29	125	348	58	\$2276	\$2732

Extended island worksurface on the **left**. Narrow end panel on right connects to **24"D** returns or bridges **for Piano Desks Only** (see above). **Not freestanding**. Includes installed horizontal wire management.



"D" Island RIGHT - Full End Panel & Monopost, Piano Desk

DTDPR96304824	48 x 96 x 29	125	464	77	\$2919	\$3503
DTDPR84304824	48 x 84 x 29	150	406	68	\$2599	\$3119
DTDPR72304824	48 x 72 x 29	125	348	58	\$2276	\$2732

Extended island worksurface on the **right**. Narrow end panel on left connects to **24"D** returns or bridges **for Piano Desks Only** (see above). **Not freestanding**. Includes installed horizontal wire management.

Required Specifications

Veneer Finish
Laminate Finish
Monopost Finish

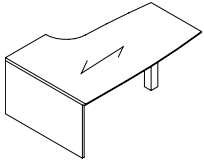
Optional Specifications

Grommet
Modesty Panel
Monopost (Base) Upgrade

D

DUFFERIN

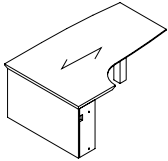
BOAT SHAPED ISLANDS (PIANO DESKS)



Boat Shaped Island LEFT - Full End Panel & Monopost, *Piano Desk*

MODEL#	DIMENSIONS D x W x H	FREIGHT CLASS	WT/LBS.	CUBIC FT.	veneER/LAMINATE	ALL veneER
DTBPL96304824	48 x 96 x 29	125	522	87	\$3471	\$4166
DTBPL84304824	48 x 84 x 29	125	457	76	\$3471	\$4166
DTBPL72304824	48 x 72 x 29	125	392	65	\$3030	\$3636

Extended island worksurface on the **left**. Narrow end panel on right connects to **24"D** returns or bridges **for Piano Desks Only** (see pg. 35). **Not freestanding**. Includes installed horizontal wire management.

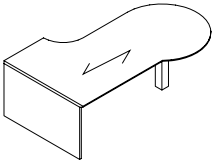


Boat Shaped Island RIGHT - Full End Panel & Monopost, *Piano Desk*

DTBPR96304824	48 x 96 x 29	125	522	87	\$3471	\$4166
DTBPR84304824	48 x 84 x 29	125	457	76	\$3471	\$4166
DTBPR72304824	48 x 72 x 29	125	392	65	\$3029	\$3635

Extended island worksurface on the **right**. Narrow end panel on left connects to **24"D** returns or bridges **for Piano Desks Only** (see pg. 35). **Not freestanding**. Includes installed horizontal wire management.

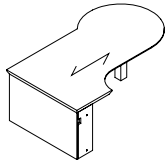
"P" ISLANDS (PIANO DESKS)



"P" Shaped Island LEFT - Full End Panel & Monopost, *Piano Desk*

DTPPL96424824	60 x 96 x 29	150	580	97	\$3331	\$3998
DTPPL84424824	60 x 84 x 29	150	508	85	\$2980	\$3576
DTPPL72424824	60 x 72 x 29	150	435	73	\$2762	\$3315

Extended island worksurface on the **left**. Narrow end panel on right connects to **24"D** returns or bridges **for Piano Desks Only** (see pg. 35). **Not freestanding**. Includes installed horizontal wire management.

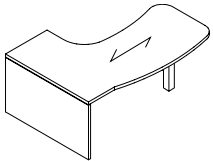


Boat Shaped Island RIGHT - Full End Panel & Monopost, *Piano Desk*

DTPPR96424824	60 x 96 x 29	150	580	97	\$3329	\$3995
DTPPR84424824	60 x 84 x 29	150	508	85	\$2980	\$3576
DTPPR72424824	60 x 72 x 29	150	435	73	\$2762	\$3315

Extended island worksurface on the **right**. Narrow end panel on left connects to **24"D** returns or bridges **for Piano Desks Only** (see pg. 35). **Not freestanding**. Includes installed horizontal wire management.

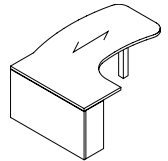
DELTA ISLANDS (PIANO DESKS)



Delta Island LEFT - Full End Panel & Monopost, *Piano Desk*

DBTHPL96304824	54 x 96 x 29	125	531	87	\$3158	\$3790
DBTHPL84304824	54 x 84 x 29	125	464	76	\$2807	\$3369
DBTHPL72304824	54 x 72 x 29	125	398	65	\$2590	\$3108

Extended island worksurface on the **left**. Narrow end panel on right connects to **24"D** returns or bridges **for Piano Desks Only** (see pg. 35). **Not freestanding**. Includes installed horizontal wire management.



Delta Island RIGHT - Full End Panel & Monopost, *Piano Desk*

DBTHPR96304824	54 x 96 x 29	125	531	87	\$3158	\$3790
DBTHPR84304824	54 x 84 x 29	125	464	76	\$2807	\$3369
DBTHPR72304824	54 x 72 x 29	125	398	65	\$2590	\$3108

Extended island worksurface on the **right**. Narrow end panel on left connects to **24"D** returns or bridges **for Piano Desks Only** (see pg. 35). **Not freestanding**. Includes installed horizontal wire management.

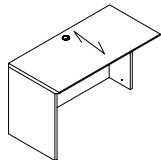
Required Specifications

Veneer Finish
Laminate Finish
Monopost Finish

Optional Specifications

Grommet
Modesty Panel
Monopost (Base) Upgrade

CONNECTABLE TABLES - LEFT (FOR PIANO DESKS)



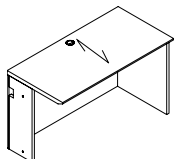
24" Deep Connectable Table - LEFT
For Piano Desk

MODEL#	DIMENSIONS	FREIGHT CLASS	WT/LBS.	CUBIC FT.	VEENEER/LAMINATE	ALL VENEER
D x W x H						
DVEL9624CG	24 x 96 x 29	150	200	39	\$2181	\$2618
DVEL9024CG	24 x 90 x 29	150	187	36	\$2047	\$2457
DVEL8424CG	24 x 84 x 29	150	174	34	\$1908	\$2290
DVEL7824CG	24 x 78 x 29	150	162	31	\$1774	\$2129
DVEL7224CG	24 x 72 x 29	150	149	29	\$1639	\$1967
DVEL6624CG	24 x 66 x 29	150	141	27	\$1533	\$1840
DVEL6024CG	24 x 60 x 29	150	132	24	\$1436	\$1724
DVEL5424CG	24 x 54 x 29	150	121	22	\$1352	\$1623
DVEL4824CG	24 x 48 x 29	125	115	19	\$1274	\$1529
DVEL4224CG	24 x 42 x 29	150	99	17	\$1070	\$1284
DVEL3624CG	24 x 36 x 29	150	83	15	\$1038	\$1246
DVEL3024CG	24 x 30 x 29	125	77	12	\$1111	\$1334
DVEL2424CG	24 x 24 x 29	125	61	10	\$852	\$1023

Full end panel on left. Right narrow end panel connects to **24"D** right connectable table, "D" islands, Boat shaped islands, "P" islands or Delta islands with "T" bases **for Piano Desks Only**. Grommet in worksurface. Shipped RTA (ready to assemble).

- To remove cross grain veneer pattern on top, **delete suffix "CG"** from the model number. Available as a special - no upcharge.

CONNECTABLE TABLES - RIGHT (FOR PIANO DESKS)



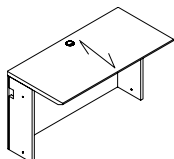
24" Deep Connectable Table - RIGHT
For Piano Desk

DVER9624CG	24 x 96 x 29	150	200	39	\$2181	\$2618
DVER9024CG	24 x 90 x 29	150	187	36	\$2047	\$2457
DVER8424CG	24 x 84 x 29	150	174	34	\$1908	\$2290
DVER7824CG	24 x 78 x 29	150	162	31	\$1774	\$2129
DVER7224CG	24 x 72 x 29	150	149	29	\$1639	\$1967
DVER6624CG	24 x 66 x 29	150	141	27	\$1533	\$1840
DVER6024CG	24 x 60 x 29	150	132	24	\$1436	\$1724
DVER5424CG	24 x 54 x 29	150	121	22	\$1352	\$1623
DVER4824CG	24 x 48 x 29	125	115	19	\$1274	\$1529
DVER4224CG	24 x 42 x 29	150	99	17	\$1070	\$1284
DVER3624CG	24 x 36 x 29	150	83	15	\$1038	\$1246
DVER3024CG	24 x 30 x 29	125	77	12	\$1028	\$1234
DVER2424CG	24 x 24 x 29	125	61	10	\$852	\$1023

Full end panel on right. Left narrow end panel connects to **24"D** left connectable table, "D" islands, Boat shaped islands, "P" islands or Delta islands with "T" bases **for Piano Desks Only**. Grommet in worksurface. Shipped RTA (ready to assemble).

- To remove cross grain veneer pattern on top, **delete suffix "CG"** from the model number. Available as a special - no upcharge.

BRIDGES (FOR PIANO DESKS)



Flush Bridge

DBTN4824CG	24 x 48 x 29	125	116	19	\$1093	\$1312
DBTN4224CG	24 x 42 x 29	92.5	102	17	\$917	\$1101
DBTN3624CG	24 x 36 x 29	150	87	15	\$880	\$1056
DBTN3024CG	24 x 30 x 29	125	73	12	\$862	\$1035
DBTN2424CG	24 x 24 x 29	150	58	10	\$723	\$868
DBTN1824CG	24 x 18 x 29	150	43	8	\$542	\$651
DBTN1224CG	24 x 12 x 29	150	29	5	\$362	\$435

Full end panel on both sides connects to **24"D** worksurfaces, "D" islands, Boat shaped islands, "P" islands or Delta islands with "T" bases **for Piano Desks Only**. Grommet in worksurface. Shipped RTA (ready to assemble).

- To remove cross grain veneer pattern on top, **delete suffix "CG"** from the model number. Available as a special - no upcharge.

Required Specifications

Veneer Finish
Laminate Finish

Optional Specifications

Additional Grommet

TABLE DESKS

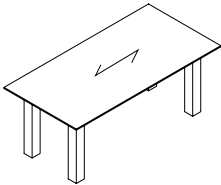
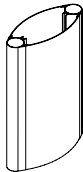


Table Desk

MODEL#	DIMENSIONS	FREIGHT CLASS	WT/LBS.	CUBIC FT.	veneER/LAMINATE	ALL veneER
D x W x H						
DTB8442	42 x 84 x 29	150	272	59	N/A	\$5202
DTB7842	42 x 78 x 29	150	253	55	N/A	\$4831
DTB7236	36 x 72 x 29	150	205	44	N/A	\$3823
DTB7230	30 x 72 x 29	150	192	36	N/A	\$3750
DTB6636	36 x 66 x 29	150	192	40	N/A	\$3750
DTB6630	30 x 66 x 29	150	188	33	N/A	\$3678
DTB6030	30 x 60 x 29	150	171	30	N/A	\$3504

Four 4" square metal legs. Includes centered pencil drawer.

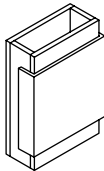
MONOPOST (BASE) UPGRADES



Elliptical Base Upgrade

TE18	5 x 18 x 28	70	30	2	N/A	\$871
------	-------------	----	----	---	-----	-------

To replace one standard monopost on Islands for Piano Desks ONLY. Must specify at time of order. **Can not be retrofitted in the field.**




Rectangular Base Upgrade

TPML18	8 x 18 x 28	70	36	2	\$913	\$1096
--------	-------------	----	----	---	-------	--------

To replace one standard monopost on Islands for Piano Desks ONLY. Must specify at time of order. **Can not be retrofitted in the field.**

MODESTY PANEL OPTIONS

LIST PRICE



Metal Modesty Panel Upgrade

CMP72	1 x 67 x 18	--	20	1	\$1096
CMP66	1 x 61 x 18	--	18	1	\$1061
CMP60	1 x 55 x 18	--	16	1	\$1044
CMP54	1 x 49 x 18	--	14	1	\$1026
CMP48	1 x 43 x 18	--	13	1	\$1011

Straight modesty panel. Attaches to underside of worksurface. **Can not be retrofitted in the field.**

- **Available in Black (E) and Tungsten (K). Please Specify.**
- CMP72 - Specify on 96" x 42" "P" Top Islands, 96" x 48" Islands for Piano Desks or 96" x 36" Delta Islands.
- CMP66 - Specify on 84" x 36" "D" Top Islands.
- CMP60 - Specify on 84" x 42" "P" Top Islands or 84" x 48" Islands for Piano Desks.
- CMP54 - Specify on 72" x 36" or 72" x 30" "D" Top Islands, 72"x 36" or 72" x 30" Boat Shaped Islands.
- CMP48 - Specify on 66" x 36" , 60" x 30" "D" Top Islands, 72" x 42" "P" Top Islands or 72" x 48" Islands for Piano Desks.



Metal Modesty Panel Upgrade, Curved

CMMP72	0.50 x 67 x 18	--	20	1	\$1096
CMMP66	0.50 x 61 x 18	--	18	1	\$1061
CMMP60	0.50 x 55 x 18	--	16	1	\$1044
CMMP54	0.50 x 49 x 18	--	14	1	\$1026
CMMP48	0.50 x 43 x 18	--	13	1	\$1011

Curved modesty panel. Attaches to underside of worksurface. **Can not be retrofitted in the field.**

- **Available in Black (E) and Tungsten (K). Please Specify.**
- CMMP72 - Specify on 96" x 42" "P" Top Islands, 96" x 48" Islands for Piano Desks or 96" x 36" Delta Islands.
- CMMP66 - Specify on 84" x 36" "D" Top Islands.
- CMMP60 - Specify on 84" x 42" "P" Top Islands or 84" x 48" Islands for Piano Desks.
- CMMP54 - Specify on 72" x 36" or 72" x 30" "D" Top Islands, 72"x 36" or 72" x 30" Boat Shaped Islands.
- CMMP48 - Specify on 66" x 36" , 60" x 30" "D" Top Islands, 72" x 42" "P" Top Islands or 72" x 48" Islands for Piano Desks.

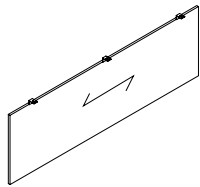
Required Specifications

Veneer Finish
Laminate Finish
Metal Finish (Table Desk legs, Modesty Panels)

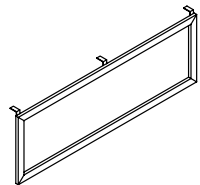
Optional Specifications

Grommet (Table Desk)

MODESTY PANEL OPTIONS



Veneer Modesty Panel Upgrade



Glass Modesty Panel Upgrade

MODEL#

DIMENSIONS

FREIGHT CLASS

WT/LBS.

CUBIC FT.

LIST PRICE

D x W x H

CMP72W	0.75 x 67 x 18	--	20	1	\$1096
CMP66W	0.75 x 61 x 18	--	18	1	\$1061
CMP60W	0.75 x 55 x 18	--	16	1	\$1044
CMP54W	0.75 x 49 x 18	--	14	1	\$1026
CMP48W	0.75 x 43 x 18	--	13	1	\$1011

Straight modesty panel. Attaches to underside of worksurface. **Can not be retrofitted in the field**

- CMP72W - Specify on "P" Top Islands or 96" x 48" Islands for Piano Desks.
- CMP66W - Specify on 84" x 36" "D" Top Islands.
- CMP60W - Specify on 84" x 42" "P" Top Islands or 84" x 48" Islands for Piano Desks.
- CMP54W - Specify on 72" x 30" "D" Top Islands.
- CMP48W - Specify on 66" x 36" , 60" x 30" "D" Top Islands, 72" x 42" "P" Top Islands or 72" x 48" Islands for Piano Desks.

CMP72G	0.75 x 67 x 18	--	20	1	\$1681
CMP66G	0.75 x 61 x 18	--	18	1	\$1589
CMP60G	0.75 x 55 x 18	--	16	1	\$1451
CMP54G	0.75 x 49 x 18	--	14	1	\$1352
CMP48G	0.75 x 43 x 18	--	13	1	\$1291

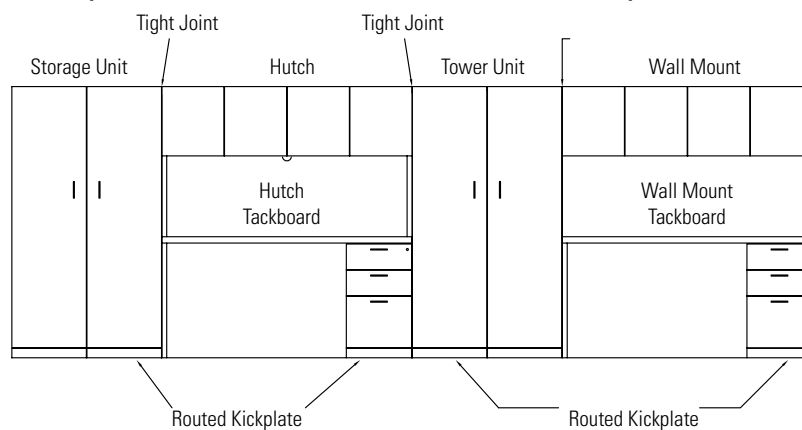
Straight modesty panel. Translucent, screened glass. Aluminum box frame construction in Tungsten Only. Attaches to underside of worksurface. **Can not be retrofitted in the field.**

- CMP72G - Specify on "P" Top Islands or 96" x 48" Islands for Piano Desks.
- CMP66G - Specify on 84" x 36" "D" Top Islands.
- CMP60G - Specify on 84" x 42" "P" Top Islands or 84" x 48" Islands for Piano Desks.
- CMP54G - Specify on 72" x 30" "D" Top Islands.
- CMP48G - Specify on 66" x 36" , 60" x 30" "D" Top Islands, 72" x 42" "P" Top Islands or 72" x 48" Islands for Piano Desks.
- Tungsten finish on the aluminum box frame closely resembles the existing Tungsten finish.

SIDE-BY-SIDE COMPONENTS

Top Profile

No Top Profile



Required Specifications

Veneer Finish (Veneer Modesty Panel)

MODULAR PEDESTALS

MODEL#

DIMENSIONS

FREIGHT CLASS

WT/LBS.

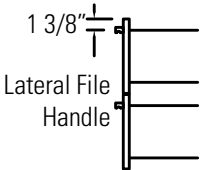
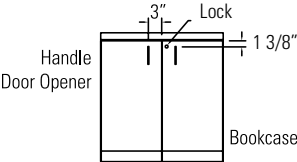
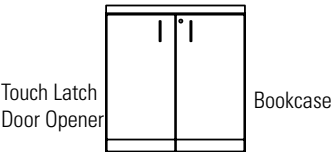
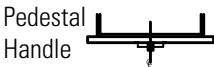
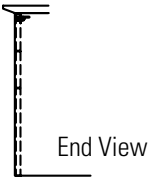
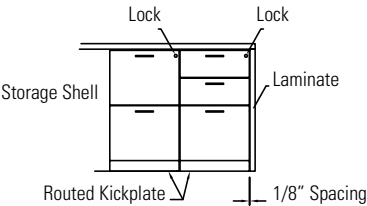
CUBIC FT.

veneer/laminate

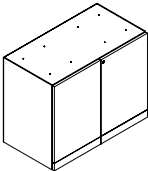
all veneer

D x W x H

- When using Storage Shells, laminate gables will show.
- Credenza shell cannot be completely filled up with storage shells to create a full storage credenza.
- Handle style must be specified.



STORAGE SHELLS

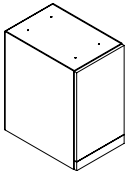


Storage Shell

DWG	19.1 x 36.75 x 28	92.5	115	11	\$1068	\$1282
DWM	19.1 x 31.625 x 28	92.5	96	9	\$945	\$1134

For use **under a freestanding worksurface (22", 24", 30" or 36"D)**. Top drilled to attach to worksurface. One adjustable shelf. **Standard with lock.**

- **Unfinished top and back**

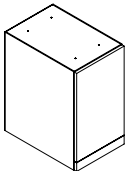


Storage Shell - LEFT

DWWIL	23 x 15.6 x 28	100	53	6	\$949	\$1139
DWIL	19.1 x 15.6 x 28	100	45	5	\$784	\$941

For use **under a freestanding worksurface (22", 24", 30" or 36"D)**. Top drilled to attach to worksurface. One adjustable shelf. Handle is on the **right**, door opens to the **left**.

- For 22" or 24"D worksurface, order **DWIL**. For 30" or 36"D worksurface, order **DWWIL**.
- **Unfinished top and back**

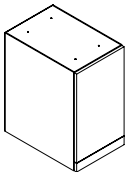


Storage Shell - RIGHT

DWWIR	23 x 15.6 x 28	100	53	6	\$949	\$1139
DWIR	19.1 x 15.6 x 28	100	45	5	\$784	\$941

For use **under a freestanding worksurface (22", 24", 30" or 36"D)**. Top drilled to attach to worksurface. One adjustable shelf. Handle is on the **left**, door opens to the **right**.

- For 22" or 24"D worksurface, order **DWIR**. For 30" or 36"D worksurface, order **DWWIR**.
- **Unfinished top and back**



Storage Shell - LEFT
Eight Storage Slot Shelves

DWWIL8S	23 x 15.6 x 28	125	45	6	\$1299	\$1559
DWIL8S	19.1 x 15.6 x 28	125	37	5	\$1129	\$1355

For use **under a freestanding worksurface (22", 24", 30" or 36"D)**. Top drilled to attach to worksurface. Eight adjustable storage slot shelves. Handle is on the **right**, door opens to the **left**.

- For 22" or 24"D worksurface, order **DWIL8S**. For 30" or 36"D worksurface, order **DWWIL8S**.
- **Unfinished top and back**

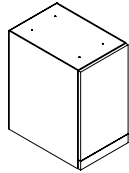
Required Specifications

Veneer Finish (doors)
Laminate Finish (body)
Handle Style

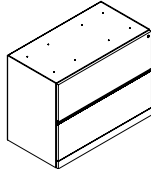
Optional Specifications

Lock

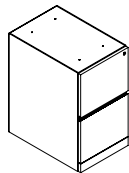
STORAGE SHELLS



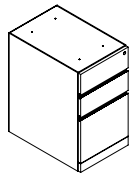
Storage Shell - RIGHT
Eight Storage Slot Shelves



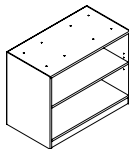
File/File Shell - Lateral



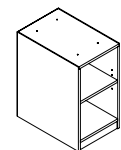
File/File Shell - Vertical



Box/Box/File Shell - Vertical



Open Shelving Shell



Open Shelving Shell

MODEL#	DIMENSIONS D x W x H	FREIGHT CLASS	WT./LBS.	CUBIC FT.	veneer/LAMINATE	ALL VENEER
DWWIR8S	23 x 15.6 x 28	125	45	6	\$1299	\$1559
DWIR8S	19.1 x 15.6 x 28	125	37	5	\$1129	\$1355

For use **under a freestanding worksurface (22", 24", 30" or 36"D)**. Top drilled to attach to worksurface. Eight adjustable storage slot shelves. Handle is on the **left**, door opens to the **right**.

- For 22" or 24"D worksurface, order **DWIR8S**. For 30" or 36"D worksurface, order **DWWIR8S**.
- **Unfinished top and back**

DWF	19.1 x 36.75 x 28	92.5	115	11	\$1531	\$1838
DWN	19.1 x 31.625 x 28	92.5	96	9	\$1340	\$1608

For use **under a freestanding worksurface (22", 24", 30" or 36"D)**. Top drilled to attach to worksurface. **Two lateral file drawers**. Lock secures all drawers. Front-to-back letter and side-to-side letter/legal filing capability. Side-to-side file bars included.

- **Unfinished top and back**

LETTER						
DWWE	23 x 15.6 x 28	85	72	6	\$1180	\$1416
DWE	19.1 x 15.6 x 28	85	70	5	\$1027	\$1233
LEGAL						
DWWLE	23 x 18.5 x 28	85	85	7	\$1417	\$1701
DWLE	19.1 x 18.5 x 28	85	83	6	\$1233	\$1480

For use **under a freestanding worksurface (22", 24", 30" or 36"D)**. Top drilled to attach to worksurface. **Two file drawers**. Lock secures all drawers.

- For 22" or 24"D worksurface, order **DWE or DWLE**. For 30" or 36"D worksurface, order **DWWE or DWWLE**.
- **Unfinished top and back**

LETTER						
DWWD	23 x 15.6 x 28	85	72	6	\$1180	\$1416
DWD	19.1 x 15.6 x 28	85	70	5	\$1027	\$1233
LEGAL						
DWWLD	23 x 18.5 x 28	85	85	7	\$1417	\$1701
DWLD	19.1 x 18.5 x 28	85	83	6	\$1233	\$1480

For use **under a freestanding worksurface (22", 24", 30" or 36"D)**. Top drilled to attach to worksurface. **Two box and one file drawers**. One pencil tray. Lock secures all drawers.

- For 22" or 24"D worksurface, order **DWD or DWLD**. For 30" or 36"D worksurface, order **DWWD or DWWLD**.
- **Unfinished top and back**

DWOB36	19.1 x 36.75 x 28	100	92	11	\$807	\$969
DWOB30	19.1 x 31.625 x 28	100	77	9	\$715	\$858

For use **under a freestanding worksurface (22", 24", 30" or 36"D)**. Top drilled to attach to worksurface. One adjustable veneer shelf.

- **Unfinished top and back**

DWWQ	23 x 15.6 x 28	125	45	6	\$835	\$1002
DWQ	19.1 x 15.6 x 28	125	37	5	\$691	\$830

For use **under a freestanding worksurface (22", 24", 30" or 36"D)**. Top drilled to attach to worksurface. One adjustable veneer shelf.

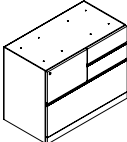
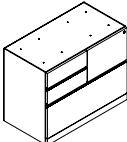
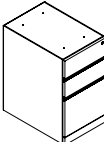
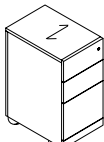
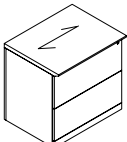
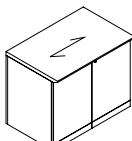
- For 22" or 24"D worksurface, order **DWQ**. For 30" or 36"D worksurface, order **DWWQ**.
- **Unfinished top and back**

Required Specifications

Veneer Finish (doors, drawer fronts, open shelves)
Laminate Finish (body)
Handle Style

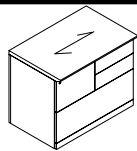
Optional Specifications

Additional Lock (Vertical File Shells)

STORAGE SHELLS		MODEL#	DIMENSIONS	FREIGHT CLASS	WT/LBS.	CUBIC FT.	veneer/LAMINATE	ALL VENEER
		D x W x H						
		DWZL	19.1 x 36.75 x 28	92.5	115	11	\$1778	\$2134
Mixed Storage Shell - LEFT		For use under a freestanding worksurface (22", 24", 30" or 36"D) . Top drilled to attach to worksurface. One file drawer on left , two box drawers on right and one lateral file drawer on bottom. File drawer and lateral file drawer lock. One pencil tray. Front-to-back and side-to-side filing. Not for stacking materials on lateral file drawer bottom. • Unfinished top and back						
		D x W x H						
		DWZR	19.1 x 36.75 x 28	92.5	115	11	\$1778	\$2134
Mixed Storage Shell - RIGHT		For use under a freestanding worksurface (22", 24", 30" or 36"D) . Top drilled to attach to worksurface. One file drawer on right , two box drawers on left and one lateral file drawer on bottom. File drawer and lateral file drawer lock. One pencil tray. Front-to-back and side-to-side filing. Not for stacking materials on lateral file drawer bottom. • Unfinished top and back						
STORAGE MODULES - (FREESTANDING)								
		DWDB	19.8 x 15.5 x 28	85	70	5	\$1114	\$1337
		DWWDB	23.8 x 15.5 x 28	300	75	6	\$1283	\$1540
Box/Box/File Freestanding Pedestal		Two box and one file drawer. One pencil tray. Lock secures all drawers. Finished back.						
		DWDM	19.8 x 15.5 x 28	85	70	5	\$1198	\$1438
		DWWDM	23.8 x 15.5 x 28	300	75	6	\$1378	\$1654
Box/Box/File Module, Mobile		Two box and one file drawer. One pencil tray. Lock secures all drawers. Casters.						
		DF3624	24 x 36 x 29	85	184	15	\$2132	\$2559
		DN3024	24 x 30 x 29	85	153	12	\$1866	\$2240
		DF3622	22 x 36 x 29	85	170	13	\$1953	\$2344
		DN3022	22 x 30 x 29	85	142	11	\$1711	\$2054
		Two lateral file drawers. Lock secures all drawers. Front-to-back letter and side-to-side letter/legal filing capability. Side-to-side file bars included.						
		DBD3624	24 x 36 x 29	92.5	152	15	\$1332	\$1599
		DBD3024	24 x 30 x 29	92.5	127	12	\$1165	\$1398
		DBD3622	22 x 36 x 29	92.5	140	13	\$1220	\$1464
		DBD3022	22 x 30 x 29	92.5	117	11	\$1068	\$1282
		Includes one adjustable shelf. Standard with lock.						
Storage Cabinet w/Doors								

Required Specifications
Veneer Finish (doors, drawer fronts, tops)
Laminate Finish (top/body)
Handle Style

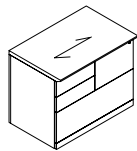
STORAGE MODULES - (FREESTANDING)



Mixed Storage Cabinet - LEFT

MODEL#	DIMENSIONS D x W x H	FREIGHT CLASS	WT/LBS.	CUBIC FT.	veneer/LAMINATE	ALL VENEER
DZL3624	24 x 36 x 29	85	184	15	\$2121	\$2546
DZL3622	22 x 36 x 29	85	170	13	\$1945	\$2334

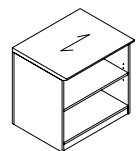
One file drawer on the **left**, two box drawers on the **right** and one lateral file drawer on the bottom. File drawer and lateral file drawer lock. One pencil tray. Front-to-back and side-to-side filing. Not for stacking materials on lateral file drawer bottom.



Mixed Storage Cabinet - RIGHT

DZR3624	24 x 36 x 29	85	184	15	\$2121	\$2546
DZR3622	22 x 36 x 29	85	170	13	\$1945	\$2334

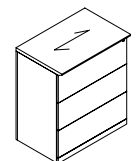
One file drawer on the **right**, two box drawers on the **left** and one lateral file drawer on the bottom. File drawer and lateral file drawer lock. One pencil tray. Front-to-back and side-to-side filing. Not for stacking materials on lateral file drawer bottom.



Open Storage Cabinet

DOB3624	24 x 36 x 29	100	123	15	\$1027	\$1233
DOB3024	24 x 30 x 29	100	103	12	\$900	\$1080
DOB3622	22 x 36 x 29	100	115	13	\$944	\$1133
DOB3022	22 x 30 x 29	100	96	11	\$825	\$990

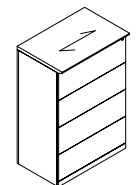
One fixed and **one** adjustable veneer shelf. Shelves are ¾" thick.



Three File Module

DF36243	24 x 36 x 42	92.5	231	21	\$2577	\$3093
DN30243	24 x 30 x 42	92.5	193	18	\$2260	\$2712
DF36223	22 x 36 x 42	92.5	212	19	\$2385	\$2862
DN30223	22 x 30 x 42	92.5	176	16	\$2092	\$2511

Three lateral file drawers. Lock secures all drawers. Front-to-back and side-to-side letter/legal filing capability. Side-to-side file bars included.

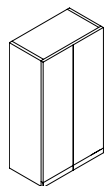


Four File Module

DF36244	24 x 36 x 54	92.5	297	27	\$3410	\$4092
DN30244	24 x 30 x 54	92.5	248	23	\$2911	\$3494
DF36224	22 x 36 x 54	92.5	270	25	\$2906	\$3488
DN30224	22 x 30 x 54	92.5	225	21	\$2547	\$3057

Four lateral file drawers. Lock secures all drawers. Front-to-back and side-to-side letter/legal filing capability. Side-to-side file bars included.

STORAGE MODULES - 48" HIGH (FREESTANDING)



Storage Cabinet w/Doors

D1D22H48	22 x 36 x 48	150	107	22	\$2055	\$2466
D1D22W30H48	22 x 30 x 48	150	90	19	\$2008	\$2410
D1D22W24H48	22 x 24 x 48	150	72	15	\$1968	\$2362
D1D20H48	20 x 36 x 48	150	97	20	\$1869	\$2243
D1D20W30H48	20 x 30 x 48	150	81	17	\$1830	\$2196
D1D20W24H48	20 x 24 x 48	150	63	13	\$1789	\$2147

Includes four adjustable shelves.

Required Specifications

Veneer Finish
Laminate Finish (body)
Handle Style

Optional Specifications

Lock (Storage Cabinet with Doors)
Veneer Top (Storage Cabinet with Doors)

STORAGE MODULES - 48" HIGH (FREESTANDING)

MODEL#

DIMENSIONS

FREIGHT CLASS

WT/LBS.

CUBIC FT.

veneer/laminate

all veneer



Storage Cabinet w/Door - LEFT

	D x W x H					
D1D22W18H48L	22 x 18 x 48	150	60	11	\$1297	\$1557
D1D22W16H48L	22 x 16 x 48	150	54	10	\$1153	\$1384
D1D20W18H48L	20 x 18 x 48	125	60	10	\$1181	\$1418
D1D20W16H48L	20 x 16 x 48	125	54	9	\$1047	\$1257

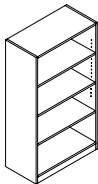
Includes three adjustable shelves. Handle is on the **right**, door opens to the **left**.



Storage Cabinet w/Door - RIGHT

D1D22W18H48R	22 x 18 x 48	150	60	11	\$1297	\$1557
D1D22W16H48R	22 x 16 x 48	150	54	10	\$1153	\$1384
D1D20W18H48R	20 x 18 x 48	125	60	10	\$1181	\$1418
D1D20W16H48R	20 x 16 x 48	125	54	9	\$1047	\$1257

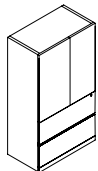
Includes three adjustable shelves. Handle is on the **left**, door opens to the **right**.



Open Storage Cabinet

D7D22W36H48	22 x 36 x 48	150	118	22	\$1621	\$1946
D7D22W30H48	22 x 30 x 48	150	98	19	\$1204	\$1445
D7D22W24H48	22 x 24 x 48	150	78	15	\$959	\$1151
D7D22W18H48	22 x 18 x 48	150	59	11	\$806	\$968
D7D20W36H48	20 x 36 x 48	150	108	20	\$1473	\$1768
D7D20W30H48	20 x 30 x 48	150	90	17	\$1093	\$1312
D7D20W24H48	20 x 24 x 48	100	72	13	\$1069	\$1283
D7D20W18H48	20 x 18 x 48	150	54	10	\$769	\$923

One fixed and **three** adjustable veneer shelves. Shelves are ¾" thick.



Two File Module w/Doors

D13D22H48	22 x 36 x 48	150	117	23	\$2190	\$2628
D13D22W30H48	22 x 30 x 48	150	101	19	\$1982	\$2379
D13H48	20 x 36 x 48	150	107	23	\$2098	\$2518
D13W30H48	20 x 30 x 48	150	91	19	\$2565	\$3078

Two lateral file drawers on bottom. Includes two adjustable shelves. Lower lock secures two file drawers. Front-to-back and side-to-side filing. **Not for stacking materials on lateral file drawer bottom.**



Two File Module w/Door - LEFT

D17D22H48L	22 x 16 x 48	125	97	13	\$1625	\$1950
D17D20H48L	20 x 16 x 48	125	88	13	\$1482	\$1779

Two file drawers on bottom. Includes two adjustable shelves. Lower lock secures two file drawers. Handle is on the right, door opens to the left.



Two File Module w/Door - RIGHT

D17D22H48R	22 x 16 x 48	125	97	13	\$1625	\$1950
D17D20H48R	20 x 16 x 48	125	88	13	\$1482	\$1779

Two file drawers on bottom. Includes two adjustable shelves. Lower lock secures two file drawers. Handle is on the left, door opens to the right.

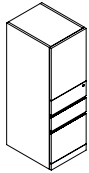
Required Specifications

Veneer Finish (doors, drawer fronts)
Laminate Finish (top/body)
Handle Style (models with doors)

Optional Specifications

Lock (models with doors)
Veneer Top

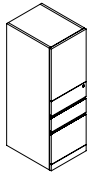
STORAGE SHELLS



Box/Box/File Module w/Door - LEFT

MODEL#	DIMENSIONS D x W x H	FREIGHT CLASS	WT/LBS.	CUBIC FT.	veneer/LAMINATE	ALL VENEER
D18D22H48L	22 x 16 x 48	125	64	9	\$1625	\$1950
D18D20H48L	20 x 16 x 48	125	59	9	\$1482	\$1779

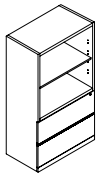
Two box drawers and one file drawer on bottom. Includes two adjustable shelves. Lower lock secures all drawers. Handle is on the **right**, door opens to the **left**.



Box/Box/File Module w/Door - RIGHT

D18D22H48R	22 x 16 x 48	125	64	9	\$1625	\$1950
D18D20H48R	20 x 16 x 48	125	59	9	\$1482	\$1779

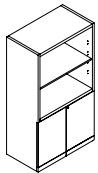
Two box drawers and one file drawer on bottom. Includes two adjustable shelves. Lower lock secures all drawers. Handle is on the **left**, door opens to the **right**.



Two File Module w/Open Shelf

D12D22H48	22 x 36 x 48	150	117	23	\$2056	\$2468
D12D22W30H48	22 x 30 x 48	150	101	19	\$1778	\$2134
D12H48	20 x 36 x 48	150	107	23	\$1973	\$2368
D12W30H48	20 x 30 x 48	150	91	19	\$2408	\$2890

Two open veneer shelves and two lateral file drawers on bottom. Includes one adjustable shelf. Lock secures all drawers. Front-to-back and side-to-side filing. **Not for stacking materials on lateral file drawer bottom.**

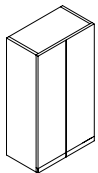


Storage Module w/Open Shelf

D22D22H48	22 x 36 x 48	150	117	23	\$1855	\$2226
D22D22W30H48	22 x 30 x 48	150	101	19	\$1269	\$1523
D22D20H48	20 x 36 x 48	150	107	23	\$1459	\$1751
D22D20W30H48	20 x 30 x 48	150	91	19	\$1213	\$1456

Two open veneer shelves and storage cabinet on bottom. Includes one adjustable shelf in upper compartment and one adjustable shelf in storage cabinet. Lock secures storage cabinet.


WARDROBE CABINETS - 48" HIGH



Wardrobe Cabinet

D2D22H48	22 x 36 x 48	150	107	22	\$1681	\$2018
D2D22W30H48	22 x 30 x 48	150	107	19	\$1644	\$1973
D2D22W24H48	22 x 24 x 48	150	85	15	\$1968	\$2362
D2H48	20 x 36 x 48	150	102	20	\$1528	\$1834
D2W30H48	20 x 30 x 48	150	89	17	\$1496	\$1796
D2W24H48	20 x 24 x 48	150	72	13	\$1463	\$1756

Includes full length hanging rod and fixed hat shelf.



Wardrobe Cabinet - LEFT

D2D22W24H48L	22 x 24 x 48	150	80	15	\$1612	\$1935
D2D22W18H48L	22 x 18 x 48	150	60	11	\$1297	\$1557
D2D22W12H48L	22 x 12 x 48	150	40	7	\$1237	\$1485
D2D20W24H48L	20 x 24 x 48	150	72	13	\$1463	\$1756
D2D20W18H48L	20 x 18 x 48	150	54	10	\$1181	\$1418
D2D20W12H48L	20 x 12 x 48	125	36	7	\$1373	\$1648

Includes full length hanging rod and fixed hat shelf. Handle is on the **right**, door opens to the **left**.

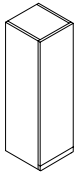
Required Specifications

Veneer Finish (doors, drawer fronts)
Laminate Finish (top/body)
Handle Style

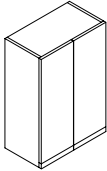
Optional Specifications

Lock (Wardrobe Cabinets)
Veneer Top

WARDROBE CABINETS - 48" HIGH



Wardrobe Cabinet - RIGHT



Wardrobe Cabinet/Shelving Combo

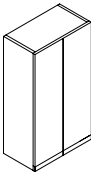
MODEL#	DIMENSIONS D x W x H	FREIGHT CLASS	WT/LBS.	CUBIC FT.	veneER/LAMINATE	ALL veneER
D2D22W24H48R	22 x 24 x 48	150	80	15	\$1612	\$1935
D2D22W18H48R	22 x 18 x 48	150	60	11	\$1297	\$1557
D2D22W12H48R	22 x 12 x 48	150	40	7	\$1237	\$1485
D2D20W24H48R	20 x 24 x 48	150	72	13	\$1463	\$1756
D2D20W18H48R	20 x 18 x 48	150	54	10	\$1181	\$1418
D2D20W12H48R	20 x 12 x 48	125	36	7	\$1373	\$1648

Includes full length hanging rod and fixed hat shelf. Handle is on the **left**, door opens to the **right**.

D25D22H48	22 x 36 x 48	150	117	23	\$1788	\$2146
D25D22W30H48	22 x 30 x 48	150	101	19	\$1755	\$2106
D25D20H48	20 x 36 x 48	150	107	23	\$1713	\$2056
D25D20W30H48	20 x 30 x 48	60	91	19	\$1681	\$2018

Wardrobe compartment on **left** includes hanging rod and fixed hat shelf. Storage compartment on **right** includes three adjustable shelves.

STORAGE MODULES - 54" HIGH (FREESTANDING)



Storage Cabinet w/Doors



Storage Cabinet w/Door - LEFT



Storage Cabinet w/Door - RIGHT

D1D22H54	22 x 36 x 54	150	120	22	\$1820	\$2184
D1D22W30H54	22 x 30 x 54	150	102	19	\$1811	\$2174
D1D22W24H54	22 x 24 x 54	150	81	17	\$2213	\$2656
D1D20H54	20 x 36 x 54	150	110	20	\$1718	\$2062
D1D20W30H54	20 x 30 x 54	150	92	17	\$1681	\$2018
D1D20W24H54	20 x 24 x 54	150	71	13	\$1649	\$1979

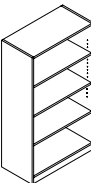
Includes four adjustable shelves.

D1D22W18H54L	22 x 18 x 54	150	68	12	\$1463	\$1756
D1D22W16H54L	22 x 16 x 54	150	61	11	\$1297	\$1557
D1D20W18H54L	20 x 18 x 54	125	68	11	\$1325	\$1590
D1D20W16H54L	20 x 16 x 54	125	61	10	\$1181	\$1418

Includes three adjustable shelves. Handle is on the **right**, door opens to the **left**.

D1D22W18H54R	22 x 18 x 54	150	68	12	\$1463	\$1756
D1D22W16H54R	22 x 16 x 54	150	61	11	\$1297	\$1557
D1D20W18H54R	20 x 18 x 54	125	68	11	\$1325	\$1590
D1D20W16H54R	20 x 16 x 54	125	61	10	\$1181	\$1418

Includes three adjustable shelves. Handle is on the **left**, door opens to the **right**.



Open Storage Cabinet

D7D22W36H54	22 x 36 x 54	150	132	25	\$1825	\$2190
D7D22W30H54	22 x 30 x 54	150	110	21	\$1352	\$1623
D7D22W24H54	22 x 24 x 54	150	88	17	\$1084	\$1301
D7D22W18H54	22 x 18 x 54	150	67	12	\$848	\$1018
D7D20W36H54	20 x 36 x 54	150	122	23	\$1658	\$1990
D7D20W30H54	20 x 30 x 54	150	102	19	\$1232	\$1479
D7D20W24H54	20 x 24 x 54	150	81	15	\$982	\$1179
D7D20W18H54	20 x 18 x 54	150	61	11	\$797	\$957

One fixed and **three** adjustable veneer shelves. Shelves are ¾" thick.

Required Specifications

Veneer Finish (doors)
Laminate Finish (top/body)
Handle Style

Optional Specifications

Lock (models with doors)
Veneer Top

STORAGE MODULES - 54" HIGH (FREESTANDING)

MODEL#

DIMENSIONS

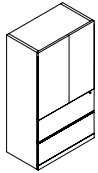
FREIGHT CLASS

WT/LBS.

CUBIC FT.

VENEER/LAMINATE

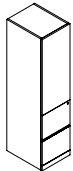
ALL VENEER



Two File Module w/Doors

	D x W x H						
D13D22H54	22 x 36 x 54	150	130	24	\$3010	\$3612	
D13D22W30H54	22 x 30 x 54	150	112	20	\$2227	\$2673	
D13H54	20 x 36 x 54	125	120	19	\$2362	\$2835	
D13W30H54	20 x 30 x 54	150	102	21	\$2135	\$2562	

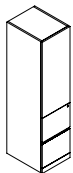
Two lateral file drawers on bottom. Includes two adjustable shelves. Lower lock secures two file drawers. Front-to-back and side-to-side filing. **Not for stacking materials on lateral file drawer bottom.**



Two File Module w/Door - LEFT

D17D22H54L	22 x 16 x 54	100	110	13	\$1834	\$2201	
D17D20H54L	20 x 16 x 54	125	99	13	\$1667	\$2001	

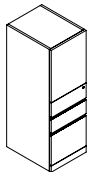
Two file drawers on bottom. Includes two adjustable shelves. Lower lock secures two file drawers. Handle is on the right, door opens to the left.



Two File Module w/Door - RIGHT

D17D22H54R	22 x 16 x 54	100	110	13	\$1834	\$2201	
D17D20H54R	20 x 16 x 54	125	99	13	\$1667	\$2001	

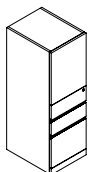
Two file drawers on bottom. Includes two adjustable shelves. Lower lock secures two file drawers. Handle is on the left, door opens to the right.



Box/Box/File Module w/Door - LEFT

D18D22H54L	22 x 16 x 54	125	71	10	\$1834	\$2201	
D18D20H54L	20 x 16 x 54	125	66	10	\$1667	\$2001	

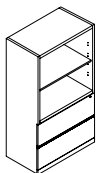
Two box drawers and one file drawer on bottom. Includes two adjustable shelves. Lower lock secures all drawers. Handle is on the **right**, door opens to the **left**.



Box/Box/File Module w/Door - RIGHT

D18D22H54R	22 x 16 x 54	125	71	10	\$1834	\$2201	
D18D20H54R	20 x 16 x 54	125	66	10	\$1667	\$2001	

Two box drawers and one file drawer on bottom. Includes two adjustable shelves. Lower lock secures all drawers. Handle is on the **left**, door opens to the **right**.



Two File Module w/Open Shelf

D12D22H54	22 x 36 x 54	150	130	24	\$2463	\$2956	
D12D22W30H54	22 x 30 x 54	150	112	20	\$2000	\$2400	
D12H54	20 x 36 x 54	125	120	19	\$2463	\$2956	
D12W30H54	20 x 30 x 54	150	102	21	\$1917	\$2301	

Two open veneer shelves and two lateral file drawers on bottom. Includes one adjustable shelf. Lock secures all drawers. Front-to-back and side-to-side filing. **Not for stacking materials on lateral file drawer bottom.**

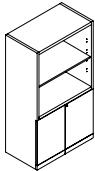
Required Specifications

Veneer Finish (doors, drawer fronts, open shelves)
Laminate Finish (top/body)
Handle Style

Optional Specifications

Additional Lock (storage compartments)
Veneer Top

STORAGE MODULES - 54" HIGH (FREESTANDING)

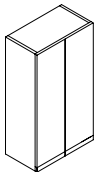


Storage Module w/Open Shelf

MODEL#	DIMENSIONS D x W x H	FREIGHT CLASS	WT/LBS.	CUBIC FT.	veneER/LAMINATE	ALL veneER
D22D22H54	22 x 36 x 54	150	130	24	\$1709	\$2051
D22D22W30H54	22 x 30 x 54	150	112	20	\$1426	\$1712
D22D20H54	20 x 36 x 54	150	120	24	\$1639	\$1967
D22D20W30H54	20 x 30 x 54	150	102	20	\$1366	\$1640

Two open veneer shelves and storage cabinet on bottom. Includes one adjustable shelf in upper compartment and one adjustable shelf in storage cabinet. Lock secures storage cabinet.

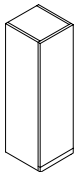
WARDROBE CABINETS - 54" HIGH



Wardrobe Cabinet

D2D22H54	22 x 36 x 54	150	120	25	\$1820	\$2184
D2D22W30H54	22 x 30 x 54	150	120	21	\$1811	\$2174
D2D22W24H54	22 x 24 x 54	150	95	17	\$2213	\$2656
D2H54	20 x 36 x 54	150	119	23	\$1718	\$2062
D2W30H54	20 x 30 x 54	150	101	19	\$1681	\$2018
D2W24H54	20 x 24 x 54	150	81	15	\$1649	\$1979

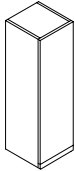
Includes full length hanging rod and fixed hat shelf.



Wardrobe Cabinet - LEFT

D2D22W24H54L	22 x 24 x 54	150	90	17	\$1811	\$2174
D2D22W18H54L	22 x 18 x 54	150	68	12	\$1459	\$1751
D2D22W12H54L	22 x 12 x 54	150	45	8	\$1389	\$1667
D2D20W24H54L	20 x 24 x 54	150	81	15	\$2012	\$2415
D2D20W18H54L	20 x 18 x 54	150	61	11	\$1325	\$1590
D2D20W12H54L	20 x 12 x 54	150	41	8	\$1545	\$1854

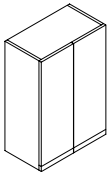
Includes full length hanging rod and fixed hat shelf. Handle is on the **right**, door opens to the **left**.



Wardrobe Cabinet - RIGHT

D2D22W24H54R	22 x 24 x 54	150	90	17	\$1811	\$2174
D2D22W18H54R	22 x 18 x 54	150	68	12	\$1459	\$1751
D2D22W12H54R	22 x 12 x 54	150	45	8	\$1389	\$1667
D2D20W24H54R	20 x 24 x 54	150	81	15	\$2012	\$2415
D2D20W18H54R	20 x 18 x 54	150	61	11	\$1325	\$1590
D2D20W12H54R	20 x 12 x 54	150	41	8	\$1545	\$1854

Includes full length hanging rod and fixed hat shelf. Handle is on the **left**, door opens to the **right**.

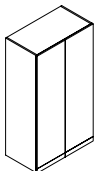


Wardrobe Cabinet/Shelving Combo

D25D22H54	22 x 36 x 54	150	130	24	\$2010	\$2412
D25D22W30H54	22 x 30 x 54	150	112	20	\$1973	\$2368
D25D20H54	20 x 36 x 54	150	120	24	\$1926	\$2312
D25D20W30H54	20 x 30 x 54	150	102	20	\$1894	\$2273

Wardrobe compartment on **left** includes hanging rod and fixed hat shelf. Storage compartment on **right** includes three adjustable shelves.

STORAGE MODULES - 66" HIGH (FREESTANDING)



Storage Cabinet w/Doors

D1D22	22 x 36 x 66	100	259	30	\$2250	\$2700
D1D22W30	22 x 30 x 66	100	259	25	\$1970	\$2364
D1D22W24	22 x 24 x 66	125	173	22	\$1691	\$2030
D1	20 x 36 x 66	100	245	28	\$2145	\$2574
D1W30	20 x 30 x 66	100	202	23	\$1788	\$2146
D1W24	20 x 24 x 66	125	163	18	\$1427	\$1713

Includes four adjustable shelves.

Required Specifications

Veneer Finish (doors, open shelves)
Laminate Finish (top/body)
Handle Style

Optional Specifications

Lock (Wardrobe Cabinets)
Veneer Top

STORAGE MODULES - 66" HIGH (FREESTANDING)

MODEL#

DIMENSIONS

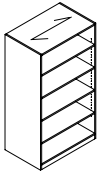
FREIGHT CLASS

WT/LBS.

CUBIC FT.

VENEER/LAMINATE

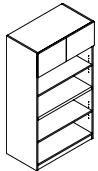
ALL VENEER



Open Storage Cabinet

	D x W x H						
D7D24	24 x 36 x 66	100	281	33	\$2070	\$2484	
D7D24W30	24 x 30 x 66	100	234	28	\$1811	\$2174	
D7	20 x 36 x 66	100	234	28	\$1716	\$2060	
D7W30	20 x 30 x 66	100	193	23	\$1505	\$1806	

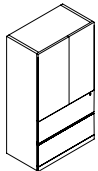
Includes one fixed and **four** adjustable veneer shelves. Shelves are ¾" thick.



Open Storage Cabinet w/Doors

D9D22	22 x 36 x 66	92.5	308	30	\$1936	\$2324	
D9D22W30	22 x 30 x 66	92.5	257	25	\$1695	\$2034	
D9	20 x 36 x 66	92.5	294	28	\$1843	\$2212	
D9W30	20 x 30 x 66	92.5	243	23	\$1538	\$1846	

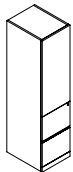
Storage compartment with fixed shelf. One fixed and **two** adjustable veneer shelves. Fixed shelf is at 29" high. Shelves are ¾" thick.



Two File Module w/Doors

D13D22	22 x 36 x 66	92.5	313	30	\$2785	\$3342	
D13D22W30	22 x 30 x 66	92.5	261	25	\$2440	\$2928	
D13	20 x 36 x 66	92.5	299	28	\$2653	\$3184	
D13W30	20 x 30 x 66	92.5	247	23	\$2212	\$2655	

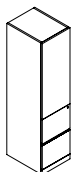
Two lateral file drawers on bottom. Includes **two** adjustable shelves. Lower lock secures two file drawers. Front-to-back and side-to-side filing. **Not for stacking materials on lateral file drawer bottom.**



Two File Module w/Door - LEFT

D17D22L	22 x 16 x 66	125	91	13	\$1936	\$2324	
D17D20L	20 x 16 x 66	125	83	12	\$1760	\$2112	

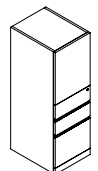
Two file drawers on bottom. Includes two adjustable shelves. Lower lock secures two file drawers. Handle is on the **right**, door opens to the **left**.



Two File Module w/Door - RIGHT

D17D22R	22 x 16 x 66	125	91	13	\$1936	\$2324	
D17D20R	20 x 16 x 66	125	83	12	\$1760	\$2112	

Two file drawers on bottom. Includes two adjustable shelves. Lower lock secures two file drawers. Handle is on the **left**, door opens to the **right**.



Box/Box/File Module w/Door - LEFT

D18D22L	22 x 16 x 66	125	91	13	\$1936	\$2324	
D18D20L	20 x 16 x 66	125	83	12	\$1760	\$2112	

Two box drawers and one file drawer on bottom. Includes two adjustable shelves. Lower lock secures all drawers. Handle is on the **right**, door opens to the **left**.

Required Specifications

Veneer Finish (doors, drawer fronts, open shelves)

Laminate Finish (top/body)

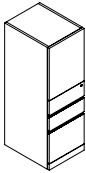
Handle Style (models with doors)

Optional Specifications

Additional Lock (storage compartments)

Veneer Top

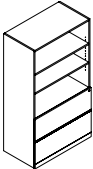
STORAGE MODULES - 66" HIGH (FREESTANDING)



Box/Box/File Module w/Door - RIGHT

MODEL#	DIMENSIONS D x W x H	FREIGHT CLASS	WT/LBS.	CUBIC FT.	veneer/LAMINATE	ALL veneer
D18D22R	22 x 16 x 66	125	91	13	\$1936	\$2324
D18D20R	20 x 16 x 66	125	83	12	\$1760	\$2112

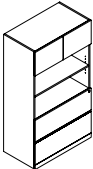
Two box drawers and one file drawer on bottom. Includes two adjustable shelves. Lower lock secures all drawers. Handle is on the left, door opens to the right.



Two File Module w/Open Shelves

D12D22	22 x 36 x 66	92.5	303	30	\$2446	\$2936
D12D22W30	22 x 30 x 66	92.5	253	25	\$2141	\$2570
D12	20 x 36 x 66	92.5	289	28	\$2327	\$2793
D12W30	20 x 30 x 66	92.5	239	23	\$1942	\$2331

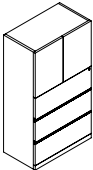
Three open veneer shelves and two lateral file drawers on bottom. Includes two adjustable shelves. Lock secures all drawers. Front-to-back and side-to-side filing. **Not for stacking materials on lateral file drawer bottom.**



Two File Module w/Doors and Open Shelves

D10D22	22 x 36 x 66	92.5	308	30	\$2706	\$3248
D10D22W30	22 x 30 x 66	92.5	257	25	\$2369	\$2843
D10	20 x 36 x 66	92.5	294	28	\$2576	\$3092
D10W30	20 x 30 x 66	92.5	243	23	\$2148	\$2578

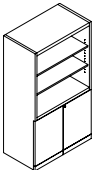
Storage compartment with fixed shelf. Two open veneer shelves and two lateral file drawers on bottom. Includes one adjustable shelf. Lock secures all drawers. Front-to-back and side-to-side filing. **Not for stacking materials on lateral file drawer bottom.**



Three File Module w/Doors

D14D22	22 x 36 x 66	100	286	30	\$2996	\$3596
D14D22W30	22 x 30 x 66	100	238	25	\$2623	\$3148
D14	20 x 36 x 66	100	272	28	\$2854	\$3425
D14W30	20 x 30 x 66	100	224	23	\$2377	\$2853

Three lateral file drawers on bottom. Includes one adjustable shelf. Lock secures all drawers. Front-to-back and side-to-side filing. **Not for stacking materials on lateral file drawer bottom.**

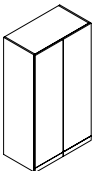


Storage Module w/Open Shelves

D22D22	22 x 36 x 66	100	275	30	\$2051	\$2462
D22D22W30	22 x 30 x 66	100	243	25	\$1795	\$2154
D22	20 x 36 x 66	100	278	28	\$1955	\$2346
D22W30	20 x 30 x 66	100	229	23	\$1627	\$1953

Three open veneer shelves and storage cabinet on bottom. Includes two adjustable shelves in upper compartment and one adjustable shelf in storage cabinet. Lock secures storage cabinet.

WARDROBE CABINETS - 66" HIGH (FREESTANDING)



Wardrobe Cabinet

D2D22	22 x 36 x 66	100	259	30	\$1955	\$2346
D2D22W30	22 x 30 x 66	100	216	30	\$1709	\$2051
D2D22W24	22 x 24 x 66	100	198	22	\$1465	\$1758
D2	20 x 36 x 66	100	245	28	\$1861	\$2234
D2W30	20 x 30 x 66	100	202	23	\$1550	\$1860
D2W24	20 x 24 x 66	125	163	18	\$1240	\$1488

Includes full length hanging rod and fixed hat shelf.

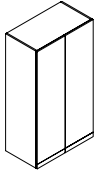
Required Specifications

Veneer Finish (doors, drawer fronts)
Laminate Finish (top/body)
Handle Style

Optional Specifications

Additional Lock (storage compartments)
Lock (Wardrobe Cabinets)
Veneer Top

WARDROBE CABINETS - 66" HIGH (FREESTANDING) MODEL# DIMENSIONS FREIGHT CLASS WT/LBS. CUBIC FT. VENEER/LAMINATE ALL VENEER

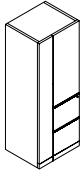


Wardrobe Cabinet/Shelving Combo

	D x W x H					
D25D22	22 x 36 x 66	100	292	30	\$2525	\$3030
D25D22W30	22 x 30 x 66	100	243	25	\$2209	\$2651
D25D22W24	22 x 24 x 66	100	195	22	\$1892	\$2271
D25	20 x 36 x 66	100	278	28	\$2403	\$2884
D25W30	20 x 30 x 66	100	229	23	\$2004	\$2405
D25W24	20 x 24 x 66	100	185	18	\$1603	\$1924

Wardrobe compartment on **left** includes hanging rod and fixed hat shelf. Storage compartment on **right** includes three adjustable shelves.

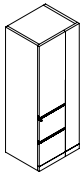
PERSONAL TOWERS - 66" HIGH (FREESTANDING)



Personal Tower - LEFT

D29D22W24L	22 x 24 x 66	125	141	20	\$2630	\$3156
D29W24L	20 x 24 x 66	125	128	18	\$2491	\$2990

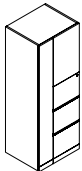
Two file drawers on bottom. Wardrobe compartment on **left** includes hanging rod. Storage compartment on **right** includes one adjustable shelf. Lower lock secures all drawers.



Personal Tower - RIGHT

D29D22W24R	22 x 24 x 66	125	141	20	\$2630	\$3156
D29W24R	20 x 24 x 66	125	128	18	\$2491	\$2990

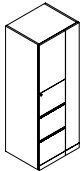
Two file drawers on bottom. Wardrobe compartment on **right** includes hanging rod. Storage compartment on **left** includes one adjustable shelf. Lower lock secures all drawers.



Personal Tower - LEFT

D27D22W24L	22 x 24 x 66	125	141	20	\$2991	\$3590
D27W24L	20 x 24 x 66	125	128	18	\$2848	\$3418

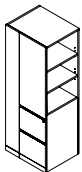
Three file drawers on bottom. Wardrobe compartment on **left** includes hanging rod. Storage compartment on **right** includes one adjustable shelf. Lower lock secures all drawers.



Personal Tower - RIGHT

D27D22W24R	22 x 24 x 66	125	141	20	\$2991	\$3590
D27W24R	20 x 24 x 66	125	128	18	\$2848	\$3418

Three file drawers on bottom. Wardrobe compartment on **right** includes hanging rod. Storage compartment on **left** includes one adjustable shelf. Lower lock secures all drawers.



Personal Tower w/Open Bookcase - LEFT

D30D22W24L	22 x 24 x 66	125	141	20	\$2630	\$3156
D30W24L	20 x 24 x 66	125	128	18	\$2491	\$2990

Two file drawers on bottom. Wardrobe compartment on **left** includes hanging rod. Storage compartment on **right** includes one adjustable shelf. Open bookcase on **right** includes two adjustable shelves. Lower lock secures all drawers.

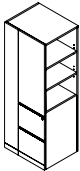
Required Specifications

Veneer Finish (doors, drawer fronts)
Laminate Finish (top/body)
Handle Style

Optional Specifications

Additional Lock (storage compartments)
Lock (Wardrobe Cabinets)
Veneer Top

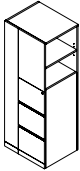
PERSONAL TOWERS - 66" HIGH (FREESTANDING)



Personal Tower w/Open Bookcase - RIGHT

MODEL#	DIMENSIONS D x W x H	FREIGHT CLASS	WT/LBS.	CUBIC FT.	veneer/LAMINATE	ALL veneer
D30D22W24R	22 x 24 x 66	125	141	20	\$2630	\$3156
D30W24R	20 x 24 x 66	125	128	18	\$2491	\$2990

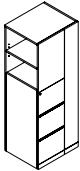
Two file drawers on bottom. Wardrobe compartment on **right** includes hanging rod. Storage compartment on **left** includes one adjustable shelf. Open bookcase on **left** includes two adjustable shelves. Lower lock secures all drawers.



Personal Tower w/Open Bookcase - LEFT

D26D22W24L	22 x 24 x 66	125	141	20	\$3623	\$4348
D26W24L	20 x 24 x 66	125	128	18	\$3451	\$4142

Three file drawers on bottom. Wardrobe compartment on **left** includes hanging rod. Storage compartment on **right** includes one adjustable shelf. Open bookcase on **right** includes one adjustable shelf. Lower lock secures all drawers.

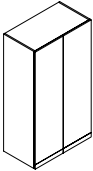


Personal Tower w/Open Bookcase - RIGHT

D26D22W24R	22 x 24 x 66	125	141	20	\$3623	\$4348
D26W24R	20 x 24 x 66	125	128	18	\$3451	\$4142

Three file drawers on bottom. Wardrobe compartment on **right** includes hanging rod. Storage compartment on **left** includes one adjustable shelf. Open bookcase on **left** includes one adjustable shelf. Lower lock secures all drawers.

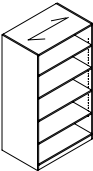
STORAGE MODULES - 72" HIGH (FREESTANDING)



Storage Cabinet w/Doors

D1D22H72	22 x 36 x 72	100	283	33	\$2456	\$2948
D1D22W30H72	22 x 30 x 72	100	283	28	\$2148	\$2578
D1D22W24H72	22 x 24 x 72	125	255	24	\$1841	\$2210
D1H72	20 x 36 x 72	100	269	30	\$2340	\$2808
D1W30H72	20 x 30 x 72	100	233	25	\$1949	\$2339
D1W24H72	20 x 24 x 72	125	179	20	\$1560	\$1872

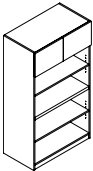
Includes four adjustable shelves.



Open Storage Cabinet

D7D24H72	24 x 36 x 72	100	306	36	\$2260	\$2712
D7D24W30H72	24 x 30 x 72	100	255	30	\$1977	\$2373
D7H72	20 x 36 x 72	100	257	30	\$1873	\$2248
D7W30H72	20 x 30 x 72	100	223	25	\$1561	\$1874

Includes one fixed and **four** adjustable veneer shelves. Shelves are ¾" thick.



Open Storage Cabinet w/Doors

D9D22H72	22 x 36 x 72	92.5	336	33	\$2112	\$2535
D9D22W30H72	22 x 30 x 72	92.5	294	28	\$1848	\$2218
D9H72	20 x 36 x 72	92.5	322	30	\$2010	\$2412
D9W30H72	20 x 30 x 72	92.5	280	25	\$1676	\$2012

Storage compartment with fixed shelf. One fixed and **two** adjustable veneer shelves. Fixed shelf is at 29" high. Shelves are ¾" thick.

Required Specifications

Veneer Finish (doors, drawer fronts, open shelves)
Laminate Finish (top/body)
Handle Style (models with doors)

Optional Specifications

Additional Lock (storage compartments)
Lock (Storage Cabinet with Doors)
Veneer Top

STORAGE MODULES - 72" HIGH (FREESTANDING)

MODEL#

DIMENSIONS

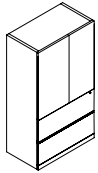
FREIGHT CLASS

WT/LBS.

CUBIC FT.

VENEER/LAMINATE

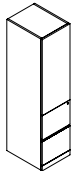
ALL VENEER



Two File Module w/Doors

	D x W x H						
D13D22H72	22 x 36 x 72	92.5	341	33	\$3041	\$3650	
D13D22W30H72	22 x 30 x 72	125	299	28	\$2659	\$3191	
D13H72	20 x 36 x 72	92.5	327	30	\$2895	\$3474	
D13W30H72	20 x 30 x 72	92.5	285	25	\$2412	\$2895	

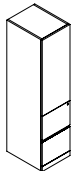
Two lateral file drawers on bottom. Includes **two** adjustable shelves. Lower lock secures two file drawers. Front-to-back and side-to-side filing. **Not for stacking materials on lateral file drawer bottom.**



Two File Module w/Door - LEFT

D17D22H72L	22 x 16 x 72	125	99	15	\$2116	\$2540	
D17D20H72L	20 x 16 x 72	125	90	13	\$1922	\$2307	

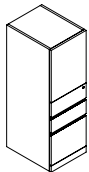
Two file drawers on bottom. Includes two adjustable shelves. Lower lock secures two file drawers. Handle is on the **right**, door opens to the **left**.



Two File Module w/Door - RIGHT

D17D22H72R	22 x 16 x 72	125	99	15	\$2116	\$2540	
D17D20H72R	20 x 16 x 72	125	90	13	\$1922	\$2307	

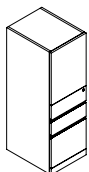
Two file drawers on bottom. Includes two adjustable shelves. Lower lock secures two file drawers. Handle is on the **left**, door opens to the **right**.



Box/Box/File Module w/Door - LEFT

D18D22H72L	22 x 16 x 72	125	99	15	\$2116	\$2540	
D18D20H72L	20 x 16 x 72	125	90	13	\$1922	\$2307	

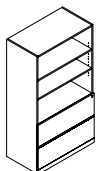
Two box drawers and one file drawer on bottom. Includes two adjustable shelves. Lower lock secures all drawers. Handle is on the **right**, door opens to the **left**.



Box/Box/File Module w/Door - RIGHT

D18D22H72R	22 x 16 x 72	125	99	15	\$2116	\$2540	
D18D20H72R	20 x 16 x 72	125	90	13	\$1922	\$2307	

Two box drawers and one file drawer on bottom. Includes two adjustable shelves. Lower lock secures all drawers. Handle is on the **left**, door opens to the **right**.



Two File Module w/Open Shelves

D12D22H72	22 x 36 x 72	92.5	331	33	\$2669	\$3203	
D12D22W30H72	22 x 30 x 72	92.5	289	28	\$2334	\$2801	
D12H72	20 x 36 x 72	92.5	317	30	\$2541	\$3050	
D12W30H72	20 x 30 x 72	92.5	275	25	\$2223	\$2668	

Three open veneer shelves and two lateral file drawers on bottom. Includes two adjustable shelves. Lock secures all drawers. Front-to-back and side-to-side filing. **Not for stacking materials on lateral file drawer bottom.**

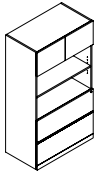
Required Specifications

Veneer Finish (doors, drawer fronts, open shelves)
Laminate Finish (top/body)
Handle Style

Optional Specifications

Additional Lock (storage compartments)
Veneer Top

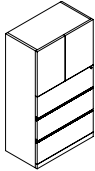
STORAGE MODULES - 72" HIGH (FREESTANDING)



Two File Module w/Doors and Open Shelves

MODEL#	DIMENSIONS D x W x H	FREIGHT CLASS	WT/LBS.	CUBIC FT.	veneer/LAMINATE	ALL veneer
D10D22H72	22 x 36 x 72	92.5	336	33	\$2952	\$3543
D10D22W30H72	22 x 30 x 72	92.5	294	28	\$2583	\$3100
D10H72	20 x 36 x 72	92.5	322	30	\$2810	\$3372
D10W30H72	20 x 30 x 72	92.5	280	25	\$2342	\$2811

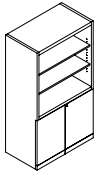
Storage compartment with fixed shelf. Two open veneer shelves and two lateral file drawers on bottom. Includes one adjustable shelf. Lock secures all drawers. Front-to-back and side-to-side filing. **Not for stacking materials on lateral file drawer bottom.**



Three File Module w/Doors

D14D22H72	22 x 36 x 72	100	312	33	\$3268	\$3922
D14D22W30H72	22 x 30 x 72	100	273	28	\$2860	\$3432
D14H72	20 x 36 x 72	100	298	30	\$3112	\$3735
D14W30H72	20 x 30 x 72	92.5	259	25	\$2594	\$3113

Three lateral file drawers on bottom. Includes one adjustable shelf. Lock secures all drawers. Front-to-back and side-to-side filing. **Not for stacking materials on lateral file drawer bottom.**

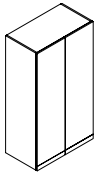


Storage Module w/Open Shelves

D22D22H72	22 x 36 x 72	100	300	33	\$2239	\$2687
D22D22W30H72	22 x 30 x 72	100	279	28	\$1960	\$2352
D22H72	20 x 36 x 72	100	305	30	\$2130	\$2556
D22W30H72	20 x 30 x 72	100	265	25	\$1776	\$2132

Three open veneer shelves and storage cabinet on bottom. Includes two adjustable shelves in upper compartment and one adjustable shelf in storage cabinet. Lock secures storage cabinet.

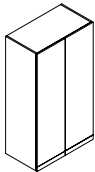
WARDROBE CABINETS - 72" HIGH (FREESTANDING)



Wardrobe Cabinet

D2D22H72	22 x 36 x 72	100	283	33	\$2130	\$2556
D2D22W30H72	22 x 30 x 72	100	247	33	\$1864	\$2237
D2D22W24H72	22 x 24 x 72	125	216	24	\$1582	\$1899
D2H72	20 x 36 x 72	100	269	30	\$2030	\$2436
D2W30H72	20 x 30 x 72	100	233	25	\$1691	\$2030
D2W24H72	20 x 24 x 72	125	179	20	\$1352	\$1623

Includes full length hanging rod and fixed hat shelf.



Wardrobe Cabinet/Shelving Combo

D25D22H72	22 x 36 x 72	100	319	33	\$2755	\$3306
D25D22W30H72	22 x 30 x 72	100	279	28	\$2409	\$2891
D25D22W24H72	22 x 24 x 72	100	213	24	\$2065	\$2478
D25H72	20 x 36 x 72	92.5	305	30	\$3208	\$3850
D25W30H72	20 x 30 x 72	92.5	265	25	\$2187	\$2625
D25W24H72	20 x 24 x 72	100	203	20	\$1749	\$2099

Wardrobe compartment on **left** includes hanging rod and fixed hat shelf. Storage compartment on **right** includes three adjustable shelves.

PERSONAL TOWERS - 72" HIGH (FREESTANDING)



Personal Tower - LEFT

D29D22W24H72L	22 x 24 x 72	125	154	22	\$2899	\$3479
D29W24H72L	20 x 24 x 72	125	140	20	\$3355	\$4026

Two file drawers on bottom. Wardrobe compartment on **left** includes hanging rod. Storage compartment on **right** includes one adjustable shelf. Lower lock secures all drawers.

Required Specifications

Veneer Finish (doors, drawer fronts, open shelves)
Laminate Finish (top/body)
Handle Style

Optional Specifications

Additional Lock (storage compartments)
Lock (Wardrobe Cabinets)
Veneer Top

PERSONAL TOWERS - 72" HIGH (FREESTANDING)

MODEL#

DIMENSIONS

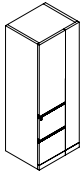
FREIGHT CLASS

WT/LBS.

CUBIC FT.

VENEER/LAMINATE

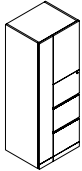
ALL VENEER



Personal Tower - RIGHT

	D x W x H						
D29D22W24H72R	22 x 24 x 72	125	154	22	\$2899	\$3479	
D29W24H72R	20 x 24 x 72	125	140	20	\$2746	\$3296	

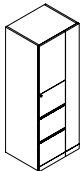
Two file drawers on bottom. Wardrobe compartment on **right** includes hanging rod. Storage compartment on **left** includes one adjustable shelf. Lower lock secures all drawers.



Personal Tower - LEFT

D27D22W24H72L	22 x 24 x 72	125	154	22	\$3262	\$3915	
D27W24H72L	20 x 24 x 72	125	140	20	\$3108	\$3730	

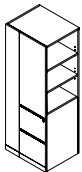
Three file drawers on bottom. Wardrobe compartment on **left** includes hanging rod. Storage compartment on **right** includes one adjustable shelf. Lower lock secures all drawers.



Personal Tower - RIGHT

D27D22W24H72R	22 x 24 x 72	125	154	22	\$3262	\$3915	
D27W24H72R	20 x 24 x 72	125	140	20	\$3108	\$3730	

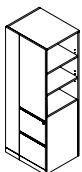
Three file drawers on bottom. Wardrobe compartment on **right** includes hanging rod. Storage compartment on **left** includes one adjustable shelf. Lower lock secures all drawers.



Personal Tower w/Open Bookcase - LEFT

D30D22W24H72L	22 x 24 x 72	125	154	22	\$2899	\$3479	
D30W24H72L	20 x 24 x 72	125	140	20	\$2746	\$3296	

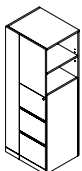
Two file drawers on bottom. Wardrobe compartment on **left** includes hanging rod. Storage compartment on **right** includes one adjustable shelf. Open bookcase on **right** includes two adjustable shelves. Lower lock secures all drawers.



Personal Tower w/Open Bookcase - RIGHT

D30D22W24H72R	22 x 24 x 72	125	154	22	\$2899	\$3479	
D30W24H72R	20 x 24 x 72	125	140	20	\$2746	\$3296	

Two file drawers on bottom. Wardrobe compartment on **right** includes hanging rod. Storage compartment on **left** includes one adjustable shelf. Open bookcase on **left** includes two adjustable shelves. Lower lock secures all drawers.



Personal Tower w/Open Bookcase - LEFT

D26D22W24H72L	22 x 24 x 72	125	154	22	\$3232	\$3879	
D26W24H72L	20 x 24 x 72	125	140	20	\$3763	\$4516	

Three file drawers on bottom. Wardrobe compartment on **left** includes hanging rod. Storage compartment on **right** includes one adjustable shelf. Open bookcase on **right** includes one adjustable shelf. Lower lock secures all drawers.

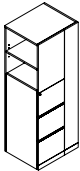
Required Specifications

Veneer Finish (doors, drawer fronts)
Laminate Finish (top/body)
Handle Style

Optional Specifications

Additional Lock (storage compartments)
Veneer Top

PERSONAL TOWERS - 72" HIGH (FREESTANDING)

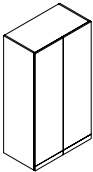


Personal Tower w/Open Bookcase - RIGHT

MODEL#	DIMENSIONS D x W x H	FREIGHT CLASS	WT/LBS.	CUBIC FT.	veneer/LAMINATE	ALL veneer
D26D22W24H72R	22 x 24 x 72	125	154	22	\$3232	\$3879
D26W24H72R	20 x 24 x 72	125	140	20	\$3763	\$4516

Three file drawers on bottom. Wardrobe compartment on **right** includes hanging rod. Storage compartment on **left** includes one adjustable shelf. Open bookcase on **left** includes one adjustable shelf. Lower lock secures all drawers.

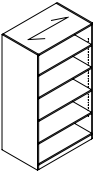
STORAGE MODULES - 84" HIGH (FREESTANDING)



Storage Cabinet w/Doors

D1D22H84	22 x 36 x 84	125	304	42	\$2838	\$3406
D1D22W30H84	22 x 30 x 84	100	304	35	\$2482	\$2979
D1D22W24H84	22 x 24 x 84	92.5	320	28	\$2125	\$2550
D1H84	20 x 36 x 84	100	297	35	\$2704	\$3245
D1W30H84	20 x 30 x 84	100	257	29	\$2250	\$2700
D1W24H84	20 x 24 x 84	100	198	23	\$1801	\$2162

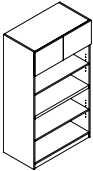
Includes four adjustable shelves. Standard with lock.



Open Storage Cabinet

D7D24H84	24 x 36 x 84	125	331	43	\$2635	\$3162
D7D24W30H84	24 x 30 x 84	125	280	36	\$2306	\$2768
D7H84	20 x 36 x 84	100	282	35	\$2301	\$2762
D7W30H84	20 x 30 x 84	100	248	29	\$1917	\$2301

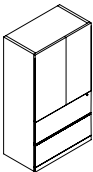
Includes one fixed and **four** adjustable veneer shelves. Shelves are ¾" thick.



Open Storage Cabinet w/Doors

D9D22H84	22 x 36 x 84	92.5	364	36	\$2463	\$2956
D9D22W30H84	22 x 30 x 84	92.5	330	31	\$2158	\$2590
D9H84	20 x 36 x 84	92.5	348	33	\$2343	\$2812
D9W30H84	20 x 30 x 84	92.5	317	28	\$1954	\$2345

Storage compartment with fixed shelf. One fixed and **two** adjustable veneer shelves. Fixed shelf is at 29" high. Shelves are ¾" thick.



Two File Module w/Doors

D13D22H84	22 x 36 x 84	92.5	364	36	\$3514	\$4217
D13D22W30H84	22 x 30 x 84	92.5	330	31	\$3075	\$3690
D13H84	20 x 36 x 84	92.5	365	35	\$3343	\$4012
D13W30H84	20 x 30 x 84	92.5	305	29	\$3051	\$3662

Two lateral file drawers on bottom. Includes **two** adjustable shelves. Lower lock secures two file drawers. Front-to-back and side-to-side filing. **Not for stacking materials on lateral file drawer bottom.**



Two File Module w/Door - LEFT

D17D22H84L	22 x 16 x 84	125	116	17	\$2538	\$3046
D17D20H84L	20 x 16 x 84	125	105	15	\$2306	\$2768

Two file drawers on bottom. Includes two adjustable shelves. Lower lock secures two file drawers. Handle is on the **right**, door opens to the **left**.

Required Specifications

Veneer Finish (doors, drawer fronts, open shelves)
Laminate Finish (top/body)
Handle Style

Optional Specifications

Additional Lock (storage compartments)
Veneer Top

STORAGE MODULES - 84" HIGH (FREESTANDING)

MODEL#

DIMENSIONS

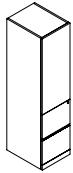
FREIGHT CLASS

WT./LBS.

CUBIC FT.

VENEER/LAMINATE

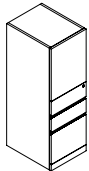
ALL VENEER



Two File Module w/Door - RIGHT

	D x W x H					
D17D22H84R	22 x 16 x 84	125	116	17	\$2538	\$3046
D17D20H84R	20 x 16 x 84	125	105	15	\$2306	\$2768

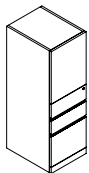
Two file drawers on bottom. Includes two adjustable shelves. Lower lock secures two file drawers. Handle is on the **left**, door opens to the **right**.



Box/Box/File Module w/Door - LEFT

D18D22H84L	22 x 16 x 84	125	116	17	\$2538	\$3046
D18D20H84L	20 x 16 x 84	125	105	15	\$2306	\$2768

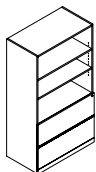
Two box drawers and one file drawer on bottom. Includes two adjustable shelves. Lower lock secures all drawers. Handle is on the **right**, door opens to the **left**.



Box/Box/File Module w/Door - RIGHT

D18D22H84R	22 x 16 x 84	125	116	17	\$2538	\$3046
D18D20H84R	20 x 16 x 84	125	105	15	\$2306	\$2768

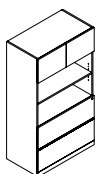
Two box drawers and one file drawer on bottom. Includes two adjustable shelves. Lower lock secures all drawers. Handle is on the **left**, door opens to the **right**.



Two File Module w/Open Shelves

D12D22H84	22 x 36 x 84	92.5	364	36	\$3084	\$3701
D12D22W30H84	22 x 30 x 84	92.5	330	31	\$2700	\$3240
D12H84	20 x 36 x 84	92.5	348	33	\$2968	\$3562
D12W30H84	20 x 30 x 84	92.5	317	28	\$2570	\$3084

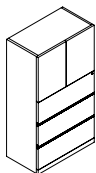
Three open veneer shelves and two lateral file drawers on bottom. Includes two adjustable shelves. Lock secures all drawers. Front-to-back and side-to-side filing. **Not for stacking materials on lateral file drawer bottom.**



Two File Module w/Doors and Open Shelves

D10D22H84	22 x 36 x 84	92.5	364	36	\$3413	\$4096
D10D22W30H84	22 x 30 x 84	92.5	330	31	\$2987	\$3585
D10H84	20 x 36 x 84	92.5	348	33	\$3250	\$3900
D10W30H84	20 x 30 x 84	92.5	317	28	\$2709	\$3251

Storage compartment with fixed shelf. Two open veneer shelves and two lateral file drawers on bottom. Includes one adjustable shelf. Lock secures all drawers. Front-to-back and side-to-side filing. **Not for stacking materials on lateral file drawer bottom.**



Three File Module w/Doors

D14D22H84	22 x 36 x 84	100	340	42	\$3792	\$4551
D14D22W30H84	22 x 30 x 84	100	308	35	\$3306	\$3968
D14H84	20 x 36 x 84	100	330	35	\$3598	\$4318
D14W30H84	20 x 30 x 84	92.5	298	29	\$3000	\$3600

Three lateral file drawers on bottom. Includes one adjustable shelf. Lock secures all drawers. Front-to-back and side-to-side filing. **Not for stacking materials on lateral file drawer bottom.**

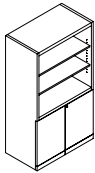
Required Specifications

Veneer Finish (doors, drawer fronts, open shelves)
Laminate Finish (top/body)
Handle Style

Optional Specifications

Additional Lock (storage compartments)
Veneer Top

STORAGE MODULES - 84" HIGH (FREESTANDING)

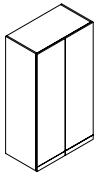


Storage Module w/Open Shelves

MODEL#	DIMENSIONS D x W x H	FREIGHT CLASS	WT/LBS.	CUBIC FT.	veneer/LAMINATE	ALL veneer
D22D22H84	22 x 36 x 84	125	325	42	\$2588	\$3106
D22D22W30H84	22 x 30 x 84	100	304	35	\$2264	\$2717
D22H84	20 x 36 x 84	100	327	33	\$2463	\$2956
D22W30H84	20 x 30 x 84	92.5	301	28	\$2056	\$2468

Three open veneer shelves and storage cabinet on bottom. Includes two adjustable shelves in upper compartment and one adjustable shelf in storage cabinet. Lock secures storage cabinet.

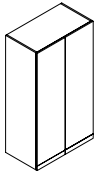
WARDROBE CABINETS - 84" HIGH (FREESTANDING)



Wardrobe Cabinet

D2D22H84	22 x 36 x 84	125	307	42	\$2463	\$2956
D2D22W30H84	22 x 30 x 84	125	260	42	\$2158	\$2590
D2D22W24H84	22 x 24 x 84	100	242	28	\$1848	\$2218
D2H84	20 x 36 x 84	100	297	35	\$2343	\$2812
D2W30H84	20 x 30 x 84	100	257	29	\$1954	\$2345
D2W24H84	20 x 24 x 84	100	198	23	\$1565	\$1878

Includes full length hanging rod and fixed hat shelf.

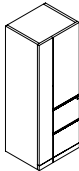


Wardrobe Cabinet/Shelving Combo

D25D22H84	22 x 36 x 84	100	348	42	\$3186	\$3824
D25D22W30H84	22 x 30 x 84	100	307	35	\$2783	\$3340
D25D22W24H84	22 x 24 x 84	100	254	28	\$2385	\$2862
D25H84	20 x 36 x 84	100	330	35	\$3033	\$3640
D25W30H84	20 x 30 x 84	92.5	300	29	\$2528	\$3034
D25W24H84	20 x 24 x 84	92.5	235	23	\$2024	\$2429

Wardrobe compartment on **left** includes hanging rod and fixed hat shelf. Storage compartment on **right** includes three adjustable shelves.

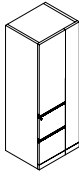
PERSONAL TOWERS - 84" HIGH (FREESTANDING)



Personal Tower - LEFT

D29D22W24H84L	22 x 24 x 84	125	167	24	\$3440	\$4128
D29W24H84L	20 x 24 x 84	125	152	22	\$3260	\$3912

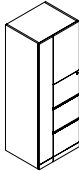
Two file drawers on bottom. Wardrobe compartment on **left** includes hanging rod. Storage compartment on **right** includes one adjustable shelf. Lower lock secures all drawers.



Personal Tower - RIGHT

D29D22W24H84R	22 x 24 x 84	125	167	24	\$3440	\$4128
D29W24H84R	20 x 24 x 84	125	152	22	\$3260	\$3912

Two file drawers on bottom. Wardrobe compartment on **right** includes hanging rod. Storage compartment on **left** includes one adjustable shelf. Lower lock secures all drawers.



Personal Tower - LEFT

D27D22W24H84L	22 x 24 x 84	125	167	24	\$4611	\$5534
D27W24H84L	20 x 24 x 84	125	152	22	\$4390	\$5268

Three file drawers on bottom. Wardrobe compartment on **left** includes hanging rod. Storage compartment on **right** includes one adjustable shelf. Lower lock secures all drawers.

Required Specifications

Veneer Finish (doors, drawer fronts, open shelves)
Laminate Finish (top/body)
Handle Style

Optional Specifications

Additional Lock (storage compartments)
Lock (Wardrobe Cabinets)
Veneer Top

PERSONAL TOWERS - 84" HIGH (FREESTANDING)

MODEL#

DIMENSIONS

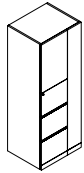
FREIGHT CLASS

WT/LBS.

CUBIC FT.

VENEER/LAMINATE

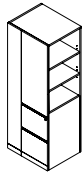
ALL VENEER



Personal Tower - RIGHT

	D x W x H					
D27D22W24H84R	22 x 24 x 84	125	167	24	\$4611	\$5534
D27W24H84R	20 x 24 x 84	125	152	22	\$4390	\$5268

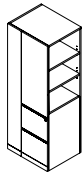
Three file drawers on bottom. Wardrobe compartment on **right** includes hanging rod. Storage compartment on **left** includes one adjustable shelf. Lower lock secures all drawers.



Personal Tower w/Open Bookcase - LEFT

D30D22W24H84L	22 x 24 x 84	125	167	24	\$3440	\$4128
D30W24H84L	20 x 24 x 84	125	152	22	\$3260	\$3912

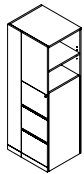
Two file drawers on bottom. Wardrobe compartment on **left** includes hanging rod. Storage compartment on **right** includes one adjustable shelf. Open bookcase on **right** includes two adjustable shelves. Lower lock secures all drawers.



Personal Tower w/Open Bookcase - RIGHT

D30D22W24H84R	22 x 24 x 84	125	167	24	\$3440	\$4128
D30W24H84R	20 x 24 x 84	125	152	22	\$3260	\$3912

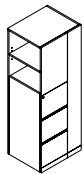
Two file drawers on bottom. Wardrobe compartment on **right** includes hanging rod. Storage compartment on **left** includes one adjustable shelf. Open bookcase on **left** includes two adjustable shelves. Lower lock secures all drawers.



Personal Tower w/Open Bookcase - LEFT

D26D22W24H84L	22 x 24 x 84	125	167	24	\$4611	\$5534
D26W24H84L	20 x 24 x 84	125	152	22	\$4390	\$5268

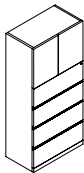
Three file drawers on bottom. Wardrobe compartment on **left** includes hanging rod. Storage compartment on **right** includes one adjustable shelf. Open bookcase on **right** includes one adjustable shelf. Lower lock secures all drawers.



Personal Tower w/Open Bookcase - RIGHT

D26D22W24H84R	22 x 24 x 84	125	167	24	\$4611	\$5534
D26W24H84R	20 x 24 x 84	125	152	22	\$4390	\$5268

Three file drawers on bottom. Wardrobe compartment on **right** includes hanging rod. Storage compartment on **left** includes one adjustable shelf. Open bookcase on **left** includes one adjustable shelf. Lower lock secures all drawers.



Four File Module w/Doors

D6W30H84	20 x 30 x 84	85	351	29	\$3655	\$4386
----------	--------------	----	-----	----	---------------	---------------

Four lateral file drawers on bottom. Includes one adjustable shelf. Lock secures all drawers. Front-to-back and side-to-side filing. **Not for stacking materials on lateral file drawer bottom.**

Required Specifications

Veneer Finish (doors, drawer fronts, open shelves)
Laminate Finish (top/body)
Handle Style

Optional Specifications

Additional Lock (storage compartments)
Veneer Top

TOPS FOR STORAGE MODELS

MODEL#

DIMENSIONS

FREIGHT CLASS

WT/LBS.

CUBIC FT.

veneer/LAMINATE

ALL veneer

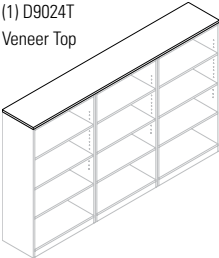
D x W x H

D12024T	24 x 120 x 1	60	115	2	N/A	\$1556
D11824T	24 x 118 x 1	60	109	2	N/A	\$1533
D11624T	24 x 116 x 1	60	107	2	N/A	\$1510
D11424T	24 x 114 x 1	60	105	2	N/A	\$1491
D11224T	24 x 112 x 1	60	103	2	N/A	\$1454
D11024T	24 x 110 x 1	60	102	2	N/A	\$1426
D10824T	24 x 108 x 1	60	100	2	N/A	\$1399
D10624T	24 x 106 x 1	60	98	2	N/A	\$1375
D10424T	24 x 104 x 1	60	96	2	N/A	\$1348
D10224T	24 x 102 x 1	60	94	2	N/A	\$1325
D10024T	24 x 100 x 1	60	92	2	N/A	\$1297
D9824T	24 x 98 x 1	60	90	2	N/A	\$1269
D9624T	24 x 96 x 1	60	88	2	N/A	\$1246
D9424T	24 x 94 x 1	60	86	2	N/A	\$1218
D9224T	24 x 92 x 1	60	85	2	N/A	\$1195
D9024T	24 x 90 x 1	60	83	2	N/A	\$1167
D8824T	24 x 88 x 1	60	81	2	N/A	\$1144
D8624T	24 x 86 x 1	60	80	2	N/A	\$1116
D8424T	24 x 84 x 1	60	78	2	N/A	\$1088
D8224T	24 x 82 x 1	60	75	2	N/A	\$1065
D8024T	24 x 80 x 1	60	74	2	N/A	\$1038
D7824T	24 x 78 x 1	60	72	2	N/A	\$1024
D7624T	24 x 76 x 1	60	70	2	N/A	\$987
D7424T	24 x 74 x 1	60	69	2	N/A	\$963
D7224T	24 x 72 x 1	60	66	2	N/A	\$936
D7024T	24 x 70 x 1	60	64	2	N/A	\$908
D6824T	24 x 68 x 1	60	62	2	N/A	\$885
D6624T	24 x 66 x 1	60	61	2	N/A	\$857
D6424T	24 x 64 x 1	60	59	1	N/A	\$829
D6224T	24 x 62 x 1	60	57	1	N/A	\$806
D6024T	24 x 60 x 1	60	55	1	N/A	\$778
D5824T	24 x 58 x 1	60	54	1	N/A	\$750
D5624T	24 x 56 x 1	60	52	1	N/A	\$727
D5424T	24 x 54 x 1	60	50	1	N/A	\$700
D5224T	24 x 52 x 1	60	48	1	N/A	\$676
D5024T	24 x 50 x 1	60	46	1	N/A	\$649
D4824T	24 x 48 x 1	60	44	1	N/A	\$621
D4224T	24 x 42 x 1	60	39	1	N/A	\$602
D4024T	24 x 40 x 1	60	37	1	N/A	\$575
D3824T	24 x 38 x 1	60	35	1	N/A	\$547
D3624T	24 x 36 x 1	60	33	1	N/A	\$514
D3424T	24 x 34 x 1	60	31	1	N/A	\$482
D3224T	24 x 32 x 1	65	29	1	N/A	\$454
D3024T	24 x 30 x 1	65	28	1	N/A	\$389
D2424T	24 x 24 x 1	65	23	1	N/A	\$389
D1824T	24 x 18 x 1	70	17	1	N/A	\$283
D1624T	24 x 16 x 1	70	15	1	N/A	\$274
D1224T	24 x 12 x 1	92.5	11	1	N/A	\$204

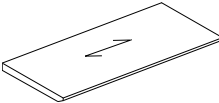
EXAMPLE:

(1) D9024T

Veneer Top



(3) D7D22W30H48 - Open Storage Cabinet



Tops - 24" Deep

For use with 22" deep units. Tops are 1" thick.

- ***This is an OPTION for Storage Modules, Wardrobe Cabinets and Personal Towers.***
Specify a Veneer Top from the listing above (either a single model or straight run).

Required Specifications

Veneer Finish

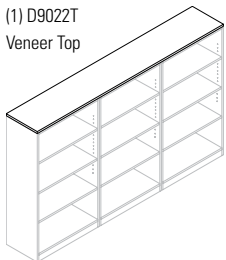
TOPS FOR STORAGE MODELS

MODEL#	DIMENSIONS	FREIGHT CLASS	WT/LBS.	CUBIC FT.	veneer/LAMINATE	ALL VENEER
D x W x H						
D12022T	22 x 120 x 1	60	101	2	N/A	\$1426
D11822T	22 x 118 x 1	60	100	2	N/A	\$1403
D11622T	22 x 116 x 1	60	97	2	N/A	\$1380
D11422T	22 x 114 x 1	60	96	2	N/A	\$1357
D11222T	22 x 112 x 1	60	95	2	N/A	\$1334
D11022T	22 x 110 x 1	60	92	2	N/A	\$1306
D10822T	22 x 108 x 1	60	91	2	N/A	\$1283
D10622T	22 x 106 x 1	60	89	2	N/A	\$1260
D10422T	22 x 104 x 1	60	87	2	N/A	\$1237
D10222T	22 x 102 x 1	60	86	2	N/A	\$1213
D10022T	22 x 100 x 1	60	84	2	N/A	\$1190
D9822T	22 x 98 x 1	60	83	2	N/A	\$1163
D9622T	22 x 96 x 1	60	81	2	N/A	\$1139
D9422T	22 x 94 x 1	60	79	2	N/A	\$1116
D9222T	22 x 92 x 1	60	77	2	N/A	\$1093
D9022T	22 x 90 x 1	60	76	2	N/A	\$1093
D8822T	22 x 88 x 1	60	74	2	N/A	\$1047
D8622T	22 x 86 x 1	60	73	2	N/A	\$1024
D8422T	22 x 84 x 1	60	71	2	N/A	\$1000
D8222T	22 x 82 x 1	60	69	2	N/A	\$977
D8022T	22 x 80 x 1	60	67	2	N/A	\$950
D7822T	22 x 78 x 1	60	66	2	N/A	\$926
D7622T	22 x 76 x 1	60	65	2	N/A	\$903
D7422T	22 x 74 x 1	60	63	2	N/A	\$880
D7222T	22 x 72 x 1	60	61	2	N/A	\$880
D7022T	22 x 70 x 1	65	59	2	N/A	\$834
D6822T	22 x 68 x 1	65	57	2	N/A	\$811
D6622T	22 x 66 x 1	65	55	2	N/A	\$788
D6422T	22 x 64 x 1	65	54	1	N/A	\$760
D6222T	22 x 62 x 1	60	52	1	N/A	\$737
D6022T	22 x 60 x 1	60	50	1	N/A	\$713
D5822T	22 x 58 x 1	60	49	1	N/A	\$690
D5622T	22 x 56 x 1	60	47	1	N/A	\$667
D5422T	22 x 54 x 1	60	46	1	N/A	\$644
D5222T	22 x 52 x 1	60	44	1	N/A	\$621
D5022T	22 x 50 x 1	60	42	1	N/A	\$593
D4822T	22 x 48 x 1	60	40	1	N/A	\$570
D4222T	22 x 42 x 1	60	36	1	N/A	\$551
D4022T	22 x 40 x 1	60	34	1	N/A	\$524
D3822T	22 x 38 x 1	60	32	1	N/A	\$500
D3622T	22 x 36 x 1	60	30	1	N/A	\$473
D3422T	22 x 34 x 1	65	28	1	N/A	\$445
D3222T	22 x 32 x 1	65	27	1	N/A	\$417
D3022T	22 x 30 x 1	65	25	1	N/A	\$389
D2422T	22 x 24 x 1	70	20	1	N/A	\$375
D1822T	22 x 18 x 1	70	15	1	N/A	\$283
D1622T	22 x 16 x 1	85	14	1	N/A	\$250
D1222T	22 x 12 x 1	92.5	10	1	N/A	\$186

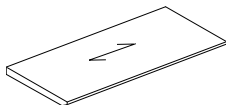
EXAMPLE:

(1) D9022T

Veneer Top



(3) D7D20W30H48 - Open Storage Cabinet



Tops - 22" Deep

For use with 20" deep units. Tops are 1" thick.

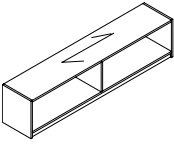
- **This is an OPTION for Storage Modules, Wardrobe Cabinets and Personal Towers.**
Specify a Veneer Top from the listing above (either a single model or straight run).

Required Specifications

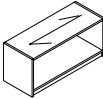
Veneer Finish

OVERHEAD STORAGE

sizes 48" and larger

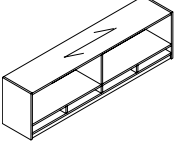


sizes less than 48"

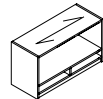


Open Front Overhead Storage

sizes 48" and larger

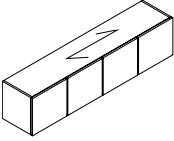


sizes less than 48"

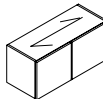


Open Front Overhead Storage -
Pigeon-Hole Storage

sizes 48" and larger

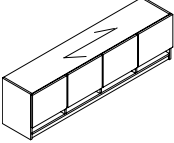


sizes less than 48"

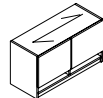


Closed Front Overhead Storage
with Hinge Doors

sizes 48" and larger



sizes less than 48"



Closed Front Overhead Storage with
Hinge Doors & Pigeon-Hole Storage

MODEL#	DIMENSIONS D x W x H	FREIGHT CLASS	WT/LBS.	CUBIC FT.	veneer/LAMINATE	ALL veneer
DCSF072	14.5 x 72 x 16.5	125	100	10	\$1100	\$1320
DCSF066	14.5 x 66 x 16.5	125	83	9	\$1009	\$1211
DCSF060	14.5 x 60 x 16.5	100	75	8	\$916	\$1100
DCSF054	14.5 x 54 x 16.5	100	68	7	\$825	\$990
DCSF048	14.5 x 48 x 16.5	100	60	7	\$734	\$881
DCSF042	14.5 x 42 x 16.5	100	55	6	\$678	\$814
DCSF036	14.5 x 36 x 16.5	100	50	5	\$670	\$804
DCSF030	14.5 x 30 x 16.5	100	45	4	\$656	\$788

Includes pre-mounted "J" brackets for wall mount applications.

- **NOTE:** Care should be taken to mount the units. Units should be mounted to wall studs using correct fasteners. Failure to do so may result in collapse of the unit and subsequent personal injury. **Mounting hardware not included.** Mounting hardware used should be based on wall material. Consult an installation professional for proper wall mounting.

DCSFOP72	14.5 x 72 x 19.5	125	100	12	\$1320	\$1584
DCSFOP66	14.5 x 66 x 19.5	125	83	11	\$1210	\$1452
DCSFOP60	14.5 x 60 x 19.5	125	75	10	\$1100	\$1320
DCSFOP54	14.5 x 54 x 19.5	125	68	9	\$992	\$1191
DCSFOP48	14.5 x 48 x 19.5	125	60	8	\$879	\$1055
DCSFOP42	14.5 x 42 x 19.5	125	55	7	\$825	\$990
DCSFOP36	14.5 x 36 x 19.5	125	50	6	\$800	\$960
DCSFOP30	14.5 x 30 x 19.5	125	45	5	\$789	\$947

Includes pre-mounted "J" brackets for wall mount applications. Horizontal pigeon-hole storage on bottom of overhead.

- **NOTE:** Care should be taken to mount the units. Units should be mounted to wall studs using correct fasteners. Failure to do so may result in collapse of the unit and subsequent personal injury. **Mounting hardware not included.** Mounting hardware used should be based on wall material. Consult an installation professional for proper wall mounting.

DSF72	14.5 x 72 x 16.5	92.5	100	10	\$1422	\$1707
DSF66	14.5 x 66 x 16.5	100	83	9	\$1306	\$1568
DSF60	14.5 x 60 x 16.5	100	75	8	\$1186	\$1424
DSF54	14.5 x 54 x 16.5	100	68	7	\$1065	\$1278
DSF48	14.5 x 48 x 16.5	60	60	7	\$1047	\$1257
DSF42	14.5 x 42 x 16.5	100	55	6	\$871	\$1046
DSF36	14.5 x 36 x 16.5	92.5	50	5	\$852	\$1023
DSF30	14.5 x 30 x 16.5	92.5	45	4	\$838	\$1006

Includes pre-mounted "J" brackets for wall mount applications.

- **NOTE:** Care should be taken to mount the units. Units should be mounted to wall studs using correct fasteners. Failure to do so may result in collapse of the unit and subsequent personal injury. **Mounting hardware not included.** Mounting hardware used should be based on wall material. Consult an installation professional for proper wall mounting.

DSFP72	14.5 x 72 x 19.5	100	100	12	\$1709	\$2051
DSFP66	14.5 x 66 x 19.5	125	83	11	\$1565	\$1878
DSFP60	14.5 x 60 x 19.5	125	75	10	\$1426	\$1712
DSFP54	14.5 x 54 x 19.5	125	68	9	\$1283	\$1540
DSFP48	14.5 x 48 x 19.5	125	60	8	\$1135	\$1362
DSFP42	14.5 x 42 x 19.5	125	55	7	\$1084	\$1301
DSFP36	14.5 x 36 x 19.5	100	50	6	\$1024	\$1229
DSFP30	14.5 x 30 x 19.5	100	45	5	\$1010	\$1212

Includes pre-mounted "J" brackets for wall mount applications. Horizontal pigeon-hole storage on bottom of overhead.

- **NOTE:** Care should be taken to mount the units. Units should be mounted to wall studs using correct fasteners. Failure to do so may result in collapse of the unit and subsequent personal injury. **Mounting hardware not included.** Mounting hardware used should be based on wall material. Consult an installation professional for proper wall mounting.

Required Specifications

Veneer Finish
Laminate Finish (top/body)

Optional Specifications

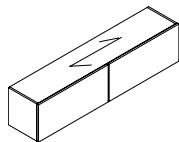
Lock (models with doors)
Handle Style (models with doors)

Accessories

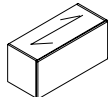
Tackboard

OVERHEAD STORAGE

sizes 48" and larger

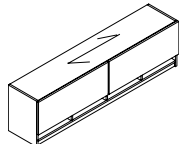


sizes less than 48"

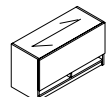


Closed Front Overhead Storage - with Flipper Doors

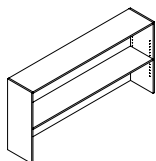
sizes 48" and larger



sizes less than 48"



Closed Front Overhead Storage with Flipper Doors & Pigeon-Hole Storage



Open Hutch with Closed Back

MODEL# DIMENSIONS FREIGHT CLASS WT./LBS. CUBIC FT. VENEER/LAMINATE ALL VENEER

D x W x H

DSFF72	14.5 x 72 x 16.5	92.5	100	10	\$1542	\$1851
DSFF66	14.5 x 66 x 16.5	100	83	9	\$1413	\$1696
DSFF60	14.5 x 60 x 16.5	100	75	8	\$1283	\$1540
DSFF54	14.5 x 54 x 16.5	100	68	7	\$1158	\$1390
DSFF48	14.5 x 48 x 16.5	100	60	7	\$1028	\$1234
DSFF42	14.5 x 42 x 16.5	100	55	6	\$954	\$1145
DSFF36	14.5 x 36 x 16.5	92.5	50	5	\$936	\$1124
DSFF30	14.5 x 30 x 16.5	92.5	45	4	\$922	\$1107

Includes pre-mounted "J" brackets for wall mount applications. Horizontal pigeon-hole storage on bottom of overhead.

- **NOTE:** Care should be taken to mount the units. Units should be mounted to wall studs using correct fasteners. Failure to do so may result in collapse of the unit and subsequent personal injury. **Mounting hardware not included.** Mounting hardware used should be based on wall material. Consult an installation professional for proper wall mounting.

DSFFP72	14.5 x 72 x 19.5	100	100	12	\$2023	\$2428
DSFFP66	14.5 x 66 x 19.5	125	83	11	\$1695	\$2034
DSFFP60	14.5 x 60 x 19.5	125	75	10	\$1542	\$1851
DSFFP54	14.5 x 54 x 19.5	125	68	9	\$1385	\$1662
DSFFP48	14.5 x 48 x 19.5	125	60	8	\$1232	\$1479
DSFFP42	14.5 x 42 x 19.5	125	55	7	\$1144	\$1373
DSFFP36	14.5 x 36 x 19.5	100	50	6	\$1121	\$1346
DSFFP30	14.5 x 30 x 19.5	100	45	5	\$1102	\$1323

Includes pre-mounted "J" brackets for wall mount applications. Horizontal pigeon-hole storage on bottom of overhead.

- **NOTE:** Care should be taken to mount the units. Units should be mounted to wall studs using correct fasteners. Failure to do so may result in collapse of the unit and subsequent personal injury. **Mounting hardware not included.** Mounting hardware used should be based on wall material. Consult an installation professional for proper wall mounting.

D72CL36	16 x 72 x 36	125	155	23	\$1227	\$1473
D66CL36	16 x 66 x 36	125	140	21	\$1137	\$1365
D60CL36	16 x 60 x 36	125	130	19	\$1010	\$1212
D48CL36	16 x 48 x 36	125	110	15	\$961	\$1154
D42CL36	16 x 42 x 36	125	95	13	\$871	\$1046
D36CL36	16 x 36 x 36	125	80	11	\$818	\$982
D30CL36	16 x 30 x 36	125	67	9	\$681	\$818

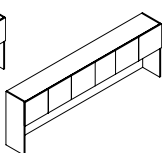
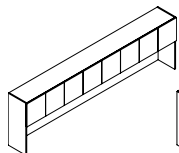
One adjustable shelf. Closed back. All hutches shipped pre-assembled.

- **A Tackboard cannot be used with this hutch.**

CLOSED HUTCHES

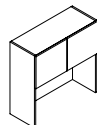
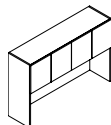
sizes 120"-108"w

sizes 102"-84"w



sizes 78"-60"w

sizes 36"-30"w



Closed Hutch w/Veneer Doors 36" High

D120SH36	16 x 120 x 36	125	295	38	\$3321	\$3986
D114SH36	16 x 114 x 36	125	281	36	\$3154	\$3785
D108SH36	16 x 108 x 36	125	268	34	\$2988	\$3586
D102SH36	16 x 102 x 36	125	254	32	\$2823	\$3388
D96SH36	16 x 96 x 36	100	241	30	\$2657	\$3189
D90SH36	16 x 90 x 36	100	227	28	\$2490	\$2988
D84SH36	16 x 84 x 36	100	214	26	\$2324	\$2789
D78SH36	16 x 78 x 36	100	200	24	\$2158	\$2590
D72SH36	16 x 72 x 36	125	187	23	\$1993	\$2392
D66SH36	16 x 66 x 36	100	173	21	\$1918	\$2302
D60SH36	16 x 60 x 36	100	160	19	\$1826	\$2192
D36SH36	16 x 36 x 36	100	94	11	\$1247	\$1497
D30SH36	16 x 30 x 36	100	78	9	\$1090	\$1308

One fixed shelf. Closed back features one grommet. All hutches shipped pre-assembled.

- Models 120"w- 108"w have three fixed shelf dividers.
- Models 84"w- 102"w have two fixed shelf dividers.
- Models 60"w - 78"w have one fixed shelf divider.
- *Clearance from worksurface to valance is 19.5".*

Required Specifications

Veneer Finish
Laminate Finish (top/body)

Optional Specifications

Lock (models with doors)
Handle Style (models with doors)

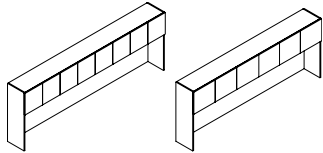
Accessories

Tackboard (not available on Open Hutch)
Tasklight (Closed Hutch)

CLOSED HUTCHES

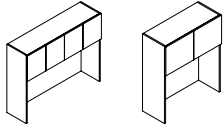
sizes 120"-108"w

sizes 102"-84"w



sizes 78"-60"w

sizes 30"-36"w



Closed Hutch w/Veneer Doors 42" H

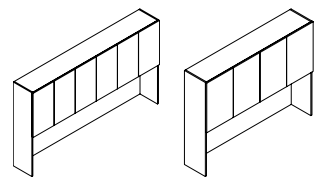
MODEL#	DIMENSIONS	FREIGHT CLASS	WT/LBS.	CUBIC FT.	veneER/LAMINATE	ALL veneER
D x W x H						
D120SH42	16 x 120 x 42	125	341	44	\$3874	\$4649
D114SH42	16 x 114 x 42	125	324	42	\$3679	\$4415
D108SH42	16 x 108 x 42	125	307	39	\$3663	\$4396
D102SH42	16 x 102 x 42	125	290	37	\$3292	\$3951
D96SH42	16 x 96 x 42	125	273	35	\$3099	\$3719
D90SH42	16 x 90 x 42	125	256	33	\$2905	\$3486
D84SH42	16 x 84 x 42	125	239	31	\$2848	\$3418
D78SH42	16 x 78 x 42	125	222	38	\$2518	\$3022
D72SH42	16 x 72 x 42	125	205	26	\$2324	\$2789
D66SH42	16 x 66 x 42	125	188	24	\$2238	\$2686
D60SH42	16 x 60 x 42	125	171	22	\$2130	\$2556
D36SH42	16 x 36 x 42	125	102	13	\$1453	\$1744
D30SH42	16 x 30 x 42	125	85	11	\$1272	\$1527

One fixed shelf. Closed back features one grommet. All hutches shipped pre-assembled.

- Models 120"w- 108"w have three fixed shelf dividers.
- Models 84"w- 102"w have two fixed shelf dividers.
- Models 60"w - 78"w have one fixed shelf divider.
- *Clearance from worksurface to valance is 19.5".*

sizes 96"-84"w

sizes 78"-60"w



Closed Hutch w/Veneer Doors 54" H

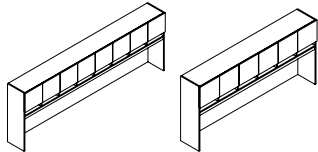
D962SH54	15 x 96 x 54	125	351	45	\$3982	\$4779
D902SH54	15 x 90 x 54	125	329	42	\$3735	\$4482
D842SH54	15 x 84 x 54	125	307	39	\$3485	\$4182
D782SH54	15 x 78 x 54	125	285	37	\$3236	\$3884
D722SH54	15 x 72 x 54	300	263	34	\$2987	\$3585
D662SH54	15 x 66 x 54	125	241	31	\$2877	\$3453
D602SH54	15 x 60 x 54	125	219	28	\$2739	\$3287

One fixed shelf and one adjustable shelf (per compartment). Closed back features one grommet. All hutches shipped pre-assembled.

- *Clearance from worksurface to valance is 25.5".*

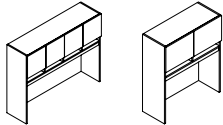
sizes 120"-108"w

sizes 102"-84"w



sizes 78"-60"w

sizes 30"-36"w



Closed Hutch w/Veneer Doors
Pigeon-Hole Storage, 42" High

D120SHP42	15 x 120 x 42	125	341	44	\$4649	\$5579
D114SHP42	15 x 114 x 42	125	324	42	\$4416	\$5300
D108SHP42	15 x 108 x 42	125	307	39	\$4184	\$5021
D102SHP42	15 x 102 x 42	125	290	37	\$3951	\$4742
D96SHP42	15 x 96 x 42	125	273	35	\$3719	\$4463
D90SHP42	15 x 90 x 42	125	256	33	\$3486	\$4184
D84SHP42	15 x 84 x 42	125	239	31	\$3254	\$3905
D78SHP42	15 x 78 x 42	125	222	38	\$3021	\$3626
D72SHP42	15 x 72 x 42	125	205	26	\$2920	\$3504
D66SHP42	15 x 66 x 42	125	188	24	\$2820	\$3384
D60SHP42	15 x 60 x 42	125	171	22	\$2686	\$3224
D36SHP42	15 x 36 x 42	125	102	13	\$1744	\$2093
D30SHP42	15 x 30 x 42	125	85	11	\$1527	\$1833

One fixed shelf. Closed back features one grommet. Horizontal pigeon-hole storage top mounted to hutch. All hutches shipped pre-assembled.

- Models 120"w- 108"w have three fixed shelf dividers.
- Models 84"w- 102"w have two fixed shelf dividers.
- Models 60"w - 78"w have one fixed shelf divider.
- *Clearance from worksurface to valance is 21.5".*

Required Specifications

Veneer Finish (doors)
Laminate Finish (top/body)

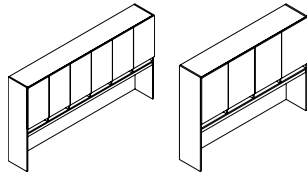
Optional Specifications

Lock
Handle Style

Accessories

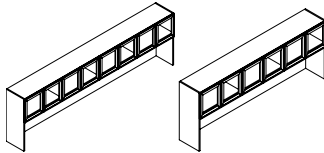
Tackboard
Tasklight

CLOSED HUTCHES

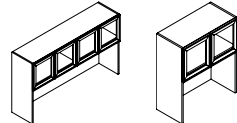


Closed Hutch w/Veneer Doors
Pigeon-Hole Storage, 54" High

sizes 120"-108"w sizes 102"-84"w

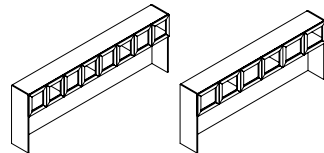


sizes 78"-60"w sizes 30"-36"w

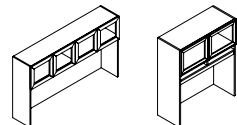


Closed Hutch w/Glass Doors 36" High

sizes 120"-108"w sizes 102"-84"w



sizes 78"-60"w sizes 30"-36"w



Closed Hutch w/Glass Doors 42" High

MODEL#	DIMENSIONS	FREIGHT CLASS	WT/LBS.	CUBIC FT.	veneer/LAMINATE	ALL VENEER
D x W x H						
D962SHP54	15 x 96 x 54	125	351	45	\$4781	\$5738
D902SHP54	15 x 90 x 54	125	329	42	\$4480	\$5376
D842SHP54	15 x 84 x 54	125	307	39	\$4180	\$5016
D782SHP54	15 x 78 x 54	125	285	37	\$3883	\$4660
D722SHP54	15 x 72 x 54	125	263	34	\$3585	\$4302
D662SHP54	15 x 66 x 54	125	241	31	\$3451	\$4142
D602SHP54	15 x 60 x 54	125	219	28	\$3286	\$3944

One fixed shelf and one adjustable shelf (per compartment). Closed back features one grommet. Horizontal pigeon-hole storage top mounted to hutch. All hutches shipped pre-assembled.

- Clearance from worksurface to valance is 21.5".

D120SH36G	15 x 120 x 36	125	295	38	\$4968	\$5962
D114SH36G	15 x 114 x 36	125	281	36	\$4769	\$5723
D108SH36G	15 x 108 x 36	125	268	34	\$4575	\$5490
D102SH36G	15 x 102 x 36	125	254	32	\$4107	\$4929
D96SH36G	15 x 96 x 36	85	241	30	\$3917	\$4701
D90SH36G	15 x 90 x 36	100	227	28	\$3723	\$4468
D84SH36G	15 x 84 x 36	100	214	26	\$3533	\$4240
D78SH36G	15 x 78 x 36	85	200	24	\$3348	\$4018
D72SH36G	15 x 72 x 36	100	187	23	\$2908	\$3490
D66SH36G	15 x 66 x 36	100	173	21	\$2783	\$3340
D60SH36G	15 x 60 x 36	100	160	19	\$2658	\$3190
D36SH36G	15 x 36 x 36	100	94	11	\$1690	\$2028
D30SH36G	15 x 30 x 36	100	78	9	\$1510	\$1812

One fixed shelf. Closed back features one grommet. Aluminum frame available in Tungsten finish only. All hutches shipped pre-assembled. Translucent, screened glass.

- Models 120"w- 108"w have three fixed shelf dividers.
- Models 84"w- 102"w have two fixed shelf dividers.
- Models 60"w - 78"w have one fixed shelf divider.
- Clearance from worksurface to valance is 19.5".
- Locks are not available on hutches with Glass Doors.

D120SH42G	15 x 120 x 42	125	341	44	\$5223	\$6268
D114SH42G	15 x 114 x 42	125	324	42	\$5010	\$6012
D108SH42G	15 x 108 x 42	125	307	39	\$4801	\$5762
D102SH42G	15 x 102 x 42	125	290	37	\$4329	\$5195
D96SH42G	15 x 96 x 42	125	273	35	\$4125	\$4950
D90SH42G	15 x 90 x 42	125	256	33	\$3972	\$4767
D84SH42G	15 x 84 x 42	125	239	31	\$3709	\$4451
D78SH42G	15 x 78 x 42	150	222	38	\$3505	\$4206
D72SH42G	15 x 72 x 42	125	205	26	\$3024	\$3629
D66SH42G	15 x 66 x 42	125	188	24	\$2917	\$3501
D60SH42G	15 x 60 x 42	125	171	22	\$2815	\$3378
D36SH42G	15 x 36 x 42	125	102	13	\$2198	\$2638
D30SH42G	15 x 30 x 42	125	85	11	\$1598	\$1918

One fixed shelf. Closed back features one grommet. Aluminum frame available in Tungsten finish only. All hutches shipped pre-assembled. Translucent, screened glass.

- Models 120"w- 108"w have three fixed shelf dividers.
- Models 84"w- 102"w have two fixed shelf dividers.
- Models 60"w - 78"w have one fixed shelf divider.
- Clearance from worksurface to valance is 25.5".
- Locks are not available on hutches with Glass Doors.

Required Specifications

Veneer Finish (Closed Hutch with Veneer Doors)
Laminate Finish (body - Hutches with Glass)
Handle Style

Optional Specifications

Lock (Closed Hutch with Veneer Doors)
Veneer Top (Closed Hutch with Veneer Doors)

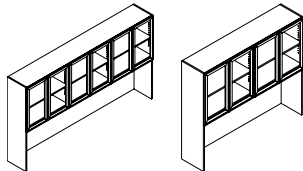
Accessories

Tackboard
Tasklight

CLOSED HUTCHES

sizes 96"-84"w

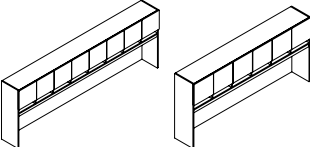
sizes 78"-60"w



Closed Hutch w/Glass Doors 54" High

sizes 120"-108"w

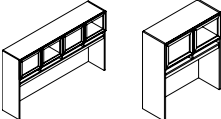
sizes 102"-84"w



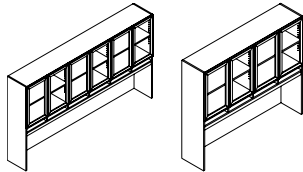
Closed Hutch w/Glass Doors
Pigeon-Hole Storage, 42" High

sizes 78"-60"w

sizes 30"-36"w



Closed Hutch w/Glass Doors
Pigeon-Hole Storage, 54" High



MODEL#	DIMENSIONS	FREIGHT CLASS	WT/LBS.	CUBIC FT.	veneer/LAMINATE	ALL VENEER
D x W x H						
D962SH54G	15 x 96 x 54	125	351	45	\$5269	\$6323
D902SH54G	15 x 90 x 54	125	329	42	\$4890	\$5868
D842SH54G	15 x 84 x 54	125	307	39	\$4542	\$5451
D782SH54G	15 x 78 x 54	125	285	37	\$4176	\$5012
D722SH54G	15 x 72 x 54	125	263	34	\$3815	\$4578
D662SH54G	15 x 66 x 54	125	241	31	\$3681	\$4418
D602SH54G	15 x 60 x 54	125	219	28	\$3519	\$4223

One fixed shelf and one adjustable shelf (per compartment). Closed back features one grommet. Aluminum frame available in Tungsten finish only. All hutches shipped pre-assembled. Translucent, screened glass.

- Clearance from worksurface to valance is 25.5".
- Locks are not available on hutches with Glass Doors.

D120SHP42G	15 x 120 x 42	125	341	44	\$5954	\$7145
D114SHP42G	15 x 114 x 42	125	324	42	\$5695	\$6834
D108SHP42G	15 x 108 x 42	125	307	39	\$5459	\$6551
D102SHP42G	15 x 102 x 42	125	290	37	\$4954	\$5945
D96SHP42G	15 x 96 x 42	125	273	35	\$4723	\$5668
D90SHP42G	15 x 90 x 42	125	256	33	\$4709	\$5651
D84SHP42G	15 x 84 x 42	125	239	31	\$4218	\$5062
D78SHP42G	15 x 78 x 42	150	222	38	\$3977	\$4773
D72SHP42G	15 x 72 x 42	125	205	26	\$3468	\$4162
D66SHP42G	15 x 66 x 42	125	188	24	\$3357	\$4029
D60SHP42G	15 x 60 x 42	125	171	22	\$3195	\$3834
D36SHP42G	15 x 36 x 42	125	102	13	\$2075	\$2490
D30SHP42G	15 x 30 x 42	125	85	11	\$1852	\$2223

One fixed shelf. Closed back features one grommet. Aluminum frame available in Tungsten finish only. Horizontal pigeon-hole storage top mounted to hutch. All hutches shipped pre-assembled. Translucent, screened glass.

- Models 120"w- 108"w have three fixed shelf dividers.
- Models 84"w- 102"w have two fixed shelf dividers.
- Models 60"w - 78"w have one fixed shelf divider.
- Clearance from worksurface to valance is 21.5".
- Locks are not available on hutches with Glass Doors.

D962SHP54G	15 x 96 x 54	125	351	45	\$6056	\$7268
D902SHP54G	15 x 90 x 54	125	329	42	\$5644	\$6773
D842SHP54G	15 x 84 x 54	125	307	39	\$5232	\$6279
D782SHP54G	15 x 78 x 54	125	285	37	\$4820	\$5784
D722SHP54G	15 x 72 x 54	125	263	34	\$4408	\$5290
D662SHP54G	15 x 66 x 54	125	241	31	\$4250	\$5100
D602SHP54G	15 x 60 x 54	125	219	28	\$4061	\$4874

One fixed shelf and one adjustable shelf (per compartment). Closed back features one grommet. Aluminum frame available in Tungsten finish only. Horizontal pigeon-hole storage top mounted to hutch. All hutches shipped pre-assembled. Translucent, screened glass.

- Clearance from worksurface to valance is 21.5".
- Locks are not available on hutches with Glass Doors.

Required Specifications
Laminate Finish (body)

Accessories
Tackboard
Task Light

TACKBOARDS FOR OVERHEAD STORAGE & HUTCHES	MODEL#	DIMENSIONS	FREIGHT CLASS	WT/LBS.	CUBIC FT.	GR. 1-3	GR. 4-5
---	--------	------------	---------------	---------	-----------	---------	---------

D x W x H

TACKBOARD Notes: Tackboards can be upholstered in all of the following fabrics:

Grade 1: Agate II, Drama, Jenny, Pebbles, Quilt, Sprinkle, Station, Urban

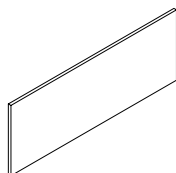
Grade 2: Crescent, Imprint, Lola, Match, Renewal, Replay, Silhouette

Grade 3: Brinx, Couture, Mariposa

Grade 4: Accent

Grade 5: Meander, Tracery, Universe

WALL MOUNTED TACKBOARDS FOR OVERHEAD STORAGE						GR. 1-3	GR. 4-5
--	--	--	--	--	--	---------	---------

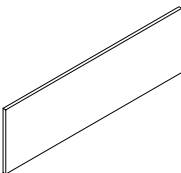


Tackboard

TS120	1 x 120 x 20	70	26	2		\$921	\$1151
TS114	1 x 114 x 20	70	25	2		\$877	\$1096
TS108	1 x 108 x 20	70	23	2		\$829	\$1037
TS102	1 x 102 x 20	85	19	2		\$786	\$982
TS96	1 x 96 x 20	70	17	1		\$734	\$918
TS90	1 x 90 x 20	70	15	1		\$690	\$863
TS84	1 x 84 x 20	70	14	1		\$647	\$809
TS78	1 x 78 x 20	70	13	1		\$599	\$749
TS72	1 x 72 x 20	70	12	1		\$375	\$469
TS66	1 x 66 x 20	85	11	1		\$345	\$432
TS60	1 x 60 x 20	85	10	1		\$316	\$396
TS54	1 x 54 x 20	85	10	1		\$286	\$358
TS48	1 x 48 x 20	85	10	1		\$256	\$320
TS42	1 x 42 x 20	85	10	1		\$226	\$283
TS36	1 x 36 x 20	100	8	1		\$201	\$252
TS30	1 x 30 x 20	150	5	1		\$167	\$209

For use on **16.5"H** overhead storage (**DCSFO**_, **DSF**_, **DSFF**_) at a finished height of **66"**. See Tackboard Notes above for exact fabric availability. List Price shown applies for all fabric grades.

- **NOTE:** Care should be taken to mount the units. Units should be mounted to wall studs using correct fasteners. Failure to do so may result in collapse of the unit and subsequent personal injury. **Mounting hardware not included.** Mounting hardware used should be based on wall material. Consult an installation professional for proper wall mounting.



Tackboard

TS120H26	1 x 120 x 26	70	34	2		\$1198	\$1498
TS114H26	1 x 114 x 26	70	32	2		\$1139	\$1424
TS108H26	1 x 108 x 26	70	30	2		\$1079	\$1349
TS102H26	1 x 102 x 26	85	24	2		\$1016	\$1270
TS96H26	1 x 96 x 26	92.5	22	2		\$960	\$1200
TS90H26	1 x 90 x 26	92.5	20	2		\$901	\$1126
TS84H26	1 x 84 x 26	100	18	2		\$837	\$1047
TS78H26	1 x 78 x 26	100	17	2		\$778	\$972
TS72H26	1 x 72 x 26	70	16	1		\$482	\$603
TS66H26	1 x 66 x 26	85	14	1		\$443	\$554
TS60H26	1 x 60 x 26	85	13	1		\$405	\$507
TS54H26	1 x 54 x 26	85	13	1		\$371	\$464
TS48H26	1 x 48 x 26	85	13	1		\$328	\$411
TS42H26	1 x 42 x 26	85	13	1		\$290	\$363
TS36H26	1 x 36 x 26	100	8	1		\$252	\$316
TS30H26	1 x 30 x 26	150	5	1		\$213	\$267

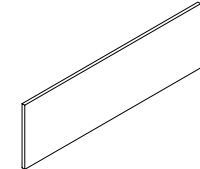
For use on **16.5"H** overhead storage (**DCSFO**_, **DSF**_, **DSFF**_) at a finished height of **72"**. See Tackboard Notes above for exact fabric availability. List Price shown applies for all fabric grades.

- **NOTE:** Care should be taken to mount the units. Units should be mounted to wall studs using correct fasteners. Failure to do so may result in collapse of the unit and subsequent personal injury. **Mounting hardware not included.** Mounting hardware used should be based on wall material. Consult an installation professional for proper wall mounting.

Required Specifications

Fabric

WALL MOUNTED TACKBOARDS FOR OVERHEAD STORAGE MODEL# DIMENSIONS FREIGHT CLASS WT/LBS. CUBIC FT. GR. 1-3 GR. 4-5

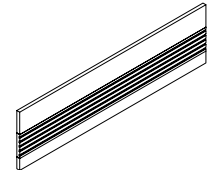


Tackboard

	D x W x H					
TSP120H23	1 x 120 x 23	70	34	2	\$1018	\$1300
TSP114H23	1 x 114 x 23	70	32	2	\$971	\$1235
TSP108H23	1 x 108 x 23	70	30	2	\$915	\$1171
TSP102H23	1 x 102 x 23	85	24	2	\$872	\$1111
TSP96H23	1 x 96 x 23	92.5	20	2	\$812	\$1042
TSP90H23	1 x 90 x 23	92.5	20	1	\$761	\$972
TSP84H23	1 x 84 x 23	70	18	1	\$714	\$908
TSP78H23	1 x 78 x 23	70	17	1	\$663	\$804
TSP72H23	1 x 72 x 23	70	16	1	\$616	\$772
TSP66H23	1 x 66 x 23	85	14	1	\$560	\$700
TSP60H23	1 x 60 x 23	85	13	1	\$405	\$507
TSP54H23	1 x 54 x 23	85	13	1	\$513	\$642
TSP48H23	1 x 48 x 23	85	13	1	\$406	\$411
TSP42H23	1 x 42 x 23	85	13	1	\$355	\$363
TSP36H23	1 x 36 x 23	100	8	1	\$308	\$316
TSP30H23	1 x 30 x 23	150	5	1	\$253	\$267

For use on **19.5"H** overhead storage (**DCSFOP_**, **DSFP_**, **DSFFP_**) with Pigeon-Hole Storage **at a finished height of 72"**. See *Tackboard Notes above* for exact fabric availability. List Price shown applies for all fabric grades.

- **NOTE:** Care should be taken to mount the units. Units should be mounted to wall studs using correct fasteners. Failure to do so may result in collapse of the unit and subsequent personal injury. **Mounting hardware not included.** Mounting hardware used should be based on wall material. Consult an installation professional for proper wall mounting.



Tackboard - Accessory Rail

TSA120	1 x 120 x 20	85	26	2	\$1623	\$2029
TSA114	1 x 114 x 20	85	25	2	\$1544	\$1930
TSA108	1 x 108 x 20	92.5	23	2	\$1460	\$1825
TSA102	1 x 102 x 20	100	19	2	\$1385	\$1731
TSA96	1 x 96 x 20	70	15	1	\$1298	\$1622
TSA90	1 x 90 x 20	70	15	1	\$1218	\$1523
TSA84	1 x 84 x 20	85	14	1	\$1135	\$1419
TSA78	1 x 78 x 20	85	13	1	\$1056	\$1319
TSA72	1 x 72 x 20	85	12	1	\$972	\$1215
TSA66	1 x 66 x 20	92.5	11	1	\$893	\$1116
TSA60	1 x 60 x 20	92.5	10	1	\$810	\$1012
TSA54	1 x 54 x 20	92.5	10	1	\$730	\$913
TSA48	1 x 48 x 20	92.5	10	1	\$651	\$813
TSA42	1 x 42 x 20	92.5	10	1	\$567	\$709
TSA36	1 x 36 x 20	125	6	1	\$484	\$605
TSA30	1 x 30 x 20	150	4	1	\$377	\$471


For use on **16.5"H** overhead storage (**DCSF0_**, **DSF_**, **DSFF_**) **at a finished height of 66"**. See *Tackboard Notes above* for exact fabric availability. List Price shown applies for all fabric grades.

- **Must Specify Black (E) or Tungsten (K) Accessory Rail finish.**
- **NOTE:** Care should be taken to mount the units. Units should be mounted to wall studs using correct fasteners. Failure to do so may result in collapse of the unit and subsequent personal injury. **Mounting hardware not included.** Mounting hardware used should be based on wall material. Consult an installation professional for proper wall mounting.

Required Specifications

Fabric
Accessory Rail Finish

WALL MOUNTED TACKBOARDS FOR OVERHEAD STORAGE MODEL# DIMENSIONS FREIGHT CLASS WT/LBS. CUBIC FT. GR. 1-3 GR. 4-5




Tackboard - Accessory Rail

	D x W x H						
TSA120H26	1 x 120 x 26	85	26	2	\$1948	\$2436	
TSA114H26	1 x 114 x 26	85	25	2	\$1849	\$2312	
TSA108H26	1 x 108 x 26	92.5	23	2	\$1758	\$2197	
TSA102H26	1 x 102 x 26	100	19	2	\$1659	\$2073	
TSA96H26	1 x 96 x 26	70	15	1	\$1468	\$1835	
TSA90H26	1 x 90 x 26	70	15	1	\$1464	\$1830	
TSA84H26	1 x 84 x 26	85	14	1	\$1349	\$1687	
TSA78H26	1 x 78 x 26	85	13	1	\$1266	\$1582	
TSA72H26	1 x 72 x 26	85	12	1	\$1151	\$1438	
TSA66H26	1 x 66 x 26	92.5	11	1	\$1075	\$1344	
TSA60H26	1 x 60 x 26	92.5	10	1	\$972	\$1215	
TSA54H26	1 x 54 x 26	92.5	10	1	\$877	\$1096	
TSA48H26	1 x 48 x 26	92.5	10	1	\$782	\$977	
TSA42H26	1 x 42 x 26	92.5	10	1	\$687	\$858	
TSA36H26	1 x 36 x 26	125	6	1	\$583	\$729	
TSA30H26	1 x 30 x 26	150	4	1	\$488	\$610	

For use on 16.5"H overhead storage (DCSF0_, DSF_, DSFF_) at a finished height of 72". See Tackboard Notes above for exact fabric availability. List Price shown applies for all fabric grades.

- **Must Specify Black (E) or Tungsten (K) Accessory Rail finish.**
- **NOTE:** Care should be taken to mount the units. Units should be mounted to wall studs using correct fasteners. Failure to do so may result in collapse of the unit and subsequent personal injury. **Mounting hardware not included.** Mounting hardware used should be based on wall material. Consult an installation professional for proper wall mounting.



Tackboard - Accessory Rail

TSPA120H23	1 x 120 x 23	70	34	2	\$1774	\$2217	
TSPA114H23	1 x 114 x 23	70	32	2	\$1679	\$2098	
TSPA108H23	1 x 108 x 23	70	30	2	\$1583	\$1979	
TSPA102H23	1 x 102 x 23	85	24	2	\$1508	\$1885	
TSPA96H23	1 x 96 x 23	92.5	20	2	\$1413	\$1766	
TSPA90H23	1 x 90 x 23	70	20	2	\$1325	\$1657	
TSPA84H23	1 x 84 x 23	100	18	2	\$1234	\$1543	
TSPA78H23	1 x 78 x 23	100	17	2	\$1147	\$1434	
TSPA72H23	1 x 72 x 23	70	16	1	\$1060	\$1324	
TSPA66H23	1 x 66 x 23	85	14	1	\$972	\$1215	
TSPA60H23	1 x 60 x 23	85	13	1	\$881	\$1101	
TSPA54H23	1 x 54 x 23	85	13	1	\$778	\$972	
TSPA48H23	1 x 48 x 23	85	13	1	\$706	\$883	
TSPA42H23	1 x 42 x 23	85	13	1	\$619	\$774	
TSPA36H23	1 x 36 x 23	100	6	1	\$532	\$665	
TSPA30H23	1 x 30 x 23	150	4	1	\$440	\$551	

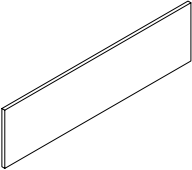
For use on 19.5"H overhead storage (DCSF0P_, DSFP_, DSFFP_) with Pigeon-Hole Storage at a finished height of 72". See Tackboard Notes above for exact fabric availability. List Price shown applies for all fabric grades.

- **Must Specify Black (E) or Tungsten (K) Accessory Rail finish.**
- **NOTE:** Care should be taken to mount the units. Units should be mounted to wall studs using correct fasteners. Failure to do so may result in collapse of the unit and subsequent personal injury. **Mounting hardware not included.** Mounting hardware used should be based on wall material. Consult an installation professional for proper wall mounting.

Required Specifications

Fabric
Accessory Rail Finish

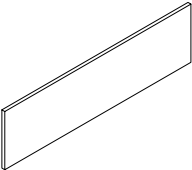
TACKBOARDS FOR HUTCHES



Tackboard

MODEL#	DIMENSIONS	FREIGHT CLASS	WT/LBS.	CUBIC FT.	GR. 1-3	GR. 4-5
	D x W x H					
DTS120	1 x 118 x 20	70	26	2	\$609	\$762
DTS114	1 x 112 x 20	70	25	2	\$579	\$724
DTS108	1 x 106 x 20	70	23	2	\$550	\$688
DTS102	1 x 100 x 20	85	19	2	\$520	\$650
DTS96	1 x 94 x 20	70	15	1	\$490	\$613
DTS90	1 x 88 x 20	70	15	1	\$465	\$582
DTS84	1 x 82 x 20	70	14	1	\$435	\$544
DTS78	1 x 76 x 20	70	13	1	\$405	\$507
DTS72	1 x 70 x 20	70	12	1	\$375	\$469
DTS66	1 x 64 x 20	85	11	1	\$345	\$432
DTS60	1 x 58 x 20	85	10	1	\$316	\$396
DTS36	1 x 34 x 20	100	6	1	\$201	\$252
DTS30	1 x 28 x 20	150	4	1	\$167	\$209

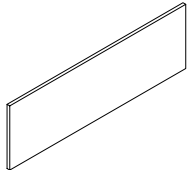
For use on **36"H** hutches (**D__SH36, D_SH36G, D_SH36DGD, D_SH36GDG**). **Factory installed**, with velcro tape. Please specify hutch to be installed on. *See Tackboard Notes above for exact fabric availability.* List Price shown applies for all fabric grades.



Tackboard

DTS120H26	1 x 118 x 26	70	34	2	\$788	\$985
DTS114H26	1 x 112 x 26	70	32	2	\$750	\$938
DTS108H26	1 x 106 x 26	70	30	2	\$711	\$889
DTS102H26	1 x 100 x 26	85	24	2	\$673	\$842
DTS96H26	1 x 94 x 26	92.5	20	2	\$635	\$794
DTS90H26	1 x 88 x 26	92.5	20	2	\$596	\$746
DTS84H26	1 x 82 x 26	100	18	2	\$558	\$698
DTS78H26	1 x 76 x 26	100	17	2	\$520	\$650
DTS72H26	1 x 70 x 26	70	16	1	\$482	\$603
DTS66H26	1 x 64 x 26	85	14	1	\$443	\$554
DTS60H26	1 x 58 x 26	85	13	1	\$405	\$507
DTS36H26	1 x 34 x 26	100	8	1	\$252	\$316
DTS30H26	1 x 28 x 26	150	5	1	\$213	\$267

For use on **42"H and 54"H** hutches (**D__SH42/54, D_SH42/54G, D_SH42/54DGD, D_SH42/54GDG**). **Factory installed**, with velcro tape. Please specify hutch to be installed on. *See Tackboard Notes above for exact fabric availability.* List Price shown applies for all fabric grades.



Tackboard

DTSP120H23	1 x 118 x 23	70	34	2	\$788	\$985
DTSP114H23	1 x 112 x 23	70	32	2	\$750	\$938
DTSP108H23	1 x 106 x 23	70	30	2	\$711	\$889
DTSP102H23	1 x 100 x 23	85	24	2	\$673	\$842
DTSP96H23	1 x 94 x 23	92.5	20	2	\$635	\$794
DTSP90H23	1 x 88 x 23	92.5	20	1	\$596	\$746
DTSP84H23	1 x 82 x 23	70	18	1	\$558	\$698
DTSP78H23	1 x 76 x 23	70	17	1	\$520	\$650
DTSP72H23	1 x 70 x 23	70	16	1	\$482	\$603
DTSP66H23	1 x 64 x 23	85	14	1	\$443	\$554
DTSP60H23	1 x 58 x 23	85	13	1	\$405	\$507
DTSP54H23	1 x 52 x 23	85	13	1	\$371	\$464
DTSP48H23	1 x 46 x 23	85	13	1	\$328	\$411
DTSP42H23	1 x 40 x 23	85	13	1	\$290	\$363
DTSP36H23	1 x 34 x 23	100	8	1	\$252	\$316
DTSP30H23	1 x 28 x 23	150	5	1	\$213	\$267

For use on **42"H and 54"H** hutches (**D_SHP42/54, D_SHP42/54G, D_SHP42/54DGD, D_SHP42/54GDG**) with Pigeon-Hole Storage. **Factory installed**, with velcro tape. Please specify hutch to be installed on. *See Tackboard Notes above for exact fabric availability.* List Price shown applies for all fabric grades.

Required Specifications
Fabric

TACKBOARDS FOR HUTCHES

MODEL#

DIMENSIONS

FREIGHT CLASS

WT/LBS.

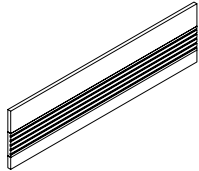
CUBIC FT.

GR. 1-3

GR. 4-5

D x W x H

DTSA120	1 x 118 x 20	85	26	2	\$1065	\$1332
DTSA114	1 x 112 x 20	85	25	2	\$1014	\$1268
DTSA108	1 x 106 x 20	92.5	23	2	\$958	\$1198
DTSA102	1 x 100 x 20	100	19	2	\$907	\$1134
DTSA96	1 x 94 x 20	70	15	1	\$852	\$1066
DTSA90	1 x 88 x 20	70	15	1	\$805	\$1007
DTSA84	1 x 82 x 20	85	14	1	\$750	\$938
DTSA78	1 x 76 x 20	85	13	1	\$699	\$874
DTSA72	1 x 70 x 20	85	12	1	\$648	\$810
DTSA66	1 x 64 x 20	92.5	11	1	\$592	\$741
DTSA60	1 x 58 x 20	92.5	10	1	\$541	\$677
DTSA54	1 x 52 x 20	92.5	10	1	\$490	\$613
DTSA48	1 x 46 x 20	92.5	10	1	\$439	\$549
DTSA42	1 x 40 x 20	92.5	10	1	\$388	\$486
DTSA36	1 x 34 x 20	125	6	1	\$333	\$417
DTSA30	1 x 28 x 20	150	4	1	\$281	\$352

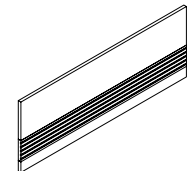


Tackboard - Accessory Rail

For use on **36"H** hutches (**D_SH36, D_SH36G, D_SH36DGD, D_SH36GDG**). **Factory installed**, with velcro tape. Please specify hutch to be installed on. *See Tackboard Notes above for exact fabric availability.* List Price shown applies for all fabric grades.

- **Must Specify Black (E) or Tungsten (K) Accessory Rail finish.**

DTSA120H26	1 x 118 x 26	85	26	2	\$1273	\$1592
DTSA114H26	1 x 112 x 26	85	25	2	\$1210	\$1513
DTSA108H26	1 x 106 x 26	92.5	23	2	\$1150	\$1438
DTSA102H26	1 x 100 x 26	100	19	2	\$1086	\$1358
DTSA96H26	1 x 94 x 26	70	15	1	\$1022	\$1278
DTSA90H26	1 x 88 x 26	70	15	1	\$963	\$1204
DTSA78H26	1 x 76 x 26	85	13	1	\$835	\$1044
DTSA72H26	1 x 70 x 26	85	12	1	\$758	\$948
DTSA66H26	1 x 64 x 26	92.5	11	1	\$711	\$889
DTSA60H26	1 x 58 x 26	92.5	10	1	\$648	\$810
DTSA54H26	1 x 52 x 26	92.5	10	1	\$584	\$731
DTSA48H26	1 x 46 x 26	92.5	10	1	\$524	\$656
DTSA42H26	1 x 40 x 26	92.5	10	1	\$460	\$576
DTSA36H26	1 x 34 x 26	125	6	1	\$396	\$495
DTSA30H26	1 x 28 x 26	150	4	1	\$337	\$422



Tackboard - Accessory Rail

For use on **42"H** and **54"H** hutches (**D_SH42/54, D_SH42/54G, D_SH42/54DGD, D_SH42/54GDG**). **Factory installed**, with velcro tape. Please specify hutch to be installed on. *See Tackboard Notes above for exact fabric availability.* List Price shown applies for all fabric grades.

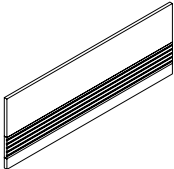
- **Must Specify Black (E) or Tungsten (K) Accessory Rail finish.**

Required Specifications

Fabric

Accessory Rail Finish

TACKBOARDS FOR HUTCHES



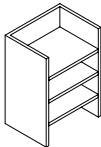
Tackboard - Accessory Rail

MODEL#	DIMENSIONS	FREIGHT CLASS	WT/LBS.	CUBIC FT.	veneER/LAMINATE	ALL veneER
D x W x H						
DTSPA120H23	1 x 118 x 23	70	34	2	\$1324	\$1655
DTSPA114H23	1 x 112 x 23	70	32	2	\$1261	\$1577
DTSPA108H23	1 x 106 x 23	70	30	2	\$1192	\$1490
DTSPA102H23	1 x 100 x 23	85	24	2	\$1137	\$1422
DTSPA96H23	1 x 94 x 23	92.5	20	2	\$1065	\$1332
DTSPA90H23	1 x 88 x 23	92.5	20	2	\$1001	\$1252
DTSPA84H23	1 x 82 x 23	100	18	2	\$933	\$1167
DTSPA78H23	1 x 76 x 23	100	17	2	\$869	\$1087
DTSPA72H23	1 x 70 x 23	70	16	1	\$805	\$1007
DTSPA66H23	1 x 64 x 23	85	14	1	\$737	\$922
DTSPA60H23	1 x 58 x 23	85	13	1	\$673	\$842
DTSPA54H23	1 x 52 x 23	85	13	1	\$609	\$762
DTSPA48H23	1 x 46 x 23	85	13	1	\$541	\$677
DTSPA42H23	1 x 40 x 23	85	13	1	\$477	\$597
DTSPA36H23	1 x 34 x 23	100	8	1	\$413	\$517
DTSPA30H23	1 x 28 x 23	150	5	1	\$350	\$438

For use on **42"H and 54"H** hutches (**D_SHP42/54, D_SHP42/54G, D_SHP42/54DGD, D_SHP42/54GDG**) with Pigeon-Hole Storage. **Factory installed**, with velcro tape. Please specify hutch to be installed on. *See Tackboard Notes above for exact fabric availability.* List Price shown applies for all fabric grades.

- **Must Specify Black (E) or Tungsten (K) Accessory Rail finish.**

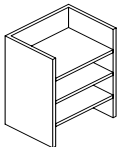
HUTCH ACCESSORIES



Vertical Pigeon-Hole Storage Letter

DCPH131226	12 x 13 x 26	100	16	2	\$386	\$464
DCPH131223	12 x 13 x 23	125	15	2	\$328	\$394
DCPH131219	12 x 13 x 19	125	12	2	\$248	\$298

Used in conjunction with overhead storage units and hutches that incorporate horizontal pigeon-hole storage. Not freestanding. Shipped RTA (ready to assemble).



Vertical Pigeon-Hole Storage Legal

DCPH161226	12 x 16 x 26	125	20	3	\$476	\$572
DCPH161223	12 x 16 x 23	125	18	3	\$403	\$484
DCPH161219	12 x 16 x 19	125	15	2	\$305	\$366

Used in conjunction with overhead storage units and hutches that incorporate horizontal pigeon-hole storage. Not freestanding. Shipped RTA (ready to assemble).

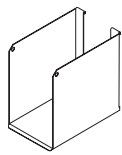
Required Specifications

Fabric (Tackboard)
Accessory Rail Finish
Veneer Finish (Pigeon Hole Storage)
Laminate Finish (Pigeon Hole Storage)

ACCESSORY RAIL/PANEL ORGANIZERS MODEL# DIMENSIONS FREIGHT CLASS WT/LBS. CUBIC FT. LIST PRICE

Available Finishes:

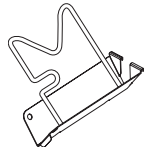
BLK	Black	SIL	Silver
CHR	Charcoal	TPE	Taupe
DWT	Designer White	TUN	Tungsten
NEV	Nevada		



Binder Bin

BABB01	10.25 x 4 x 9	100	2	.21	\$53
--------	---------------	-----	---	-----	-------------

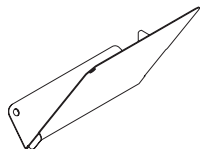
Load bar/accessory rail mounted metal binder bin.



Flip Sorter

BAFS01	9.25 x 2.75 x 9.25	70	.06	.14	\$40
--------	--------------------	----	-----	-----	-------------

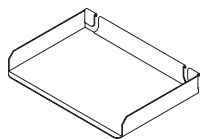
Load bar/accessory rail mounted metal flip sorter. Comes with chrome wire.



Slant Sorter

BASS01L (Left)	10.25 x 5 x 9.5	70	1	.28	\$33
BASS01R (Right)	10.25 x 5 x 9.5	70	1	.28	\$33

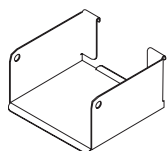
Load bar/accessory rail mounted metal slant sorter.



Letter Tray

BALT01	9.25 x 13.5 x 2	70	.50	.15	\$43
--------	-----------------	----	-----	-----	-------------

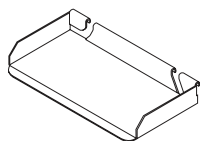
Load bar/accessory rail mounted metal letter tray.



Media Bin

BAMB01	5.25 x 5.75 x 3	70	.08	.05	\$43
--------	-----------------	----	-----	-----	-------------

Load bar/accessory rail mounted metal media bin.



Utility Tray

BAUT01	3.75 x 5.75 x 3	70	.05	.02	\$28
--------	-----------------	----	-----	-----	-------------

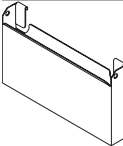
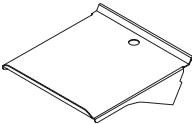
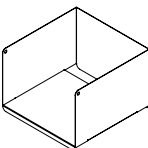
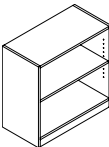
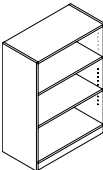
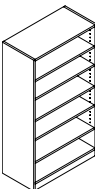
Load bar/accessory rail mounted metal utility tray.

Required Specifications

Metal Finish

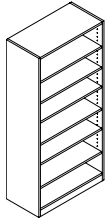
D

DUFFERIN

ACCESSORY RAIL/PANEL ORGANIZERS		MODEL#	DIMENSIONS	FREIGHT CLASS	WT/LBS.	CUBIC FT.	LIST PRICE	
	Mail Box		D x W x H					
		BAPP01	2.75 x 16 x 9	100	2	.25	\$68	
		Load bar/accessory rail mounted metal mail box.						
	Telephone Holder							
		BATH01	10 x 9 x 2	125	2	.26	\$65	
		Load bar/accessory rail mounted metal telephone holder.						
	Elevated Shelf Binder Bin							
		BRTESBBIN	12 x 12 x 8	100	6	.66	\$142	
		Load bar/accessory rail mounted elevated shelf binder bin.						
BOOKCASES							veneER/LAMINATE	ALL veneER
	Bookcase - 29" High							
		DB23615	15 x 36 x 29	92.5	90	9	\$854	\$1025
		DB23015	15 x 30 x 29	92.5	90	8	\$748	\$898
		Includes one adjustable veneer shelf. Shelf is ¾" thick.						
	Bookcase - 48" High							
		DB43615	15 x 36 x 48	100	140	15	\$1067	\$1281
		DB43015	15 x 30 x 48	92.5	140	13	\$934	\$1121
		Includes two adjustable veneer shelves. Shelf is ¾" thick.						
	Bookcase - 66" High							
		DB53615	15 x 36 x 66	100	188	21	\$1295	\$1554
		DB53015	15 x 30 x 66	92.5	188	17	\$1133	\$1360
		Includes five adjustable veneer shelves. Shelf is ¾" thick.						

Required Specifications
Metal Finish (Accessories)
Veneer Finish (Shelves)
Laminate Finish (top/body)

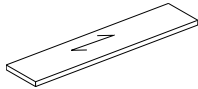
BOOKCASES



Bookcase - 72" High

MODEL#	DIMENSIONS D x W x H	FREIGHT CLASS	WT/LBS.	CUBIC FT.	veneer/LAMINATE	ALL VENEER
DB63615	15 x 36 x 72	100	210	23	\$1405	\$1686
DB63015	15 x 30 x 72	92.5	210	19	\$1230	\$1476

Includes **six adjustable** veneer shelves. Shelf is ¾" thick.

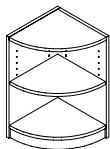


Tops 15" Deep

DT3617D	17 x 36 x 1	65	27	1	N/A	\$418
DT3017D	17 x 30 x 1	65	23	1	N/A	\$348

For use with 15" deep bookcases. Tops are 1" thick.

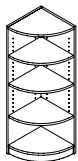
END SHELVES



End Shelf - 29" High

DB2R1515	15 x 15 x 29	100	37	4	\$673	\$808
----------	--------------	-----	----	---	--------------	--------------

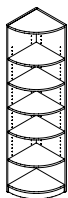
For use at end of **worksurfaces or storage modules**. Includes one adjustable veneer shelf. Shipped RTA (ready to assemble).



End Shelf - 48" High

DB4R1515	15 x 15 x 48	100	59	6	\$839	\$1007
----------	--------------	-----	----	---	--------------	---------------

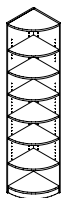
For use at end of **storage modules or wardrobe cabinets**. Includes **three adjustable** veneer shelves. Shipped RTA (ready to assemble).



End Shelf - 66" High

DB5R1515	15 x 15 x 66	100	81	9	\$1020	\$1224
----------	--------------	-----	----	---	---------------	---------------

For use at end of **storage modules, wardrobe cabinets or personal towers**. Includes **five adjustable** veneer shelves. Shipped RTA (ready to assemble).



End Shelf - 72" High

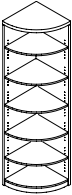
DB6R1515	15 x 15 x 72	100	83	9	\$1108	\$1330
----------	--------------	-----	----	---	---------------	---------------

For use at end of **storage modules, wardrobe cabinets or personal towers**. Includes **six adjustable** veneer shelves. Shipped RTA (ready to assemble).

Required Specifications

Veneer Finish (Shelves)
Laminate Finish (top/body)

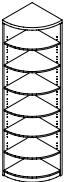
END SHELVES



End Shelf - 66" High

MODEL#	DIMENSIONS D x W x H	FREIGHT CLASS	WT/LBS.	CUBIC FT.	veneer/LAMINATE	ALL veneer
DB7R2424	24 x 24 x 66	100	187	22	\$1862	\$2235
DB7R2222	22 x 22 x 66	100	157	18	\$1621	\$1946
DB7R2020	20 x 20 x 66	100	130	15	\$1546	\$1856

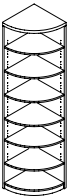
For use at end of **storage modules, wardrobe cabinets or personal towers**. Includes **five adjustable** veneer shelves. Shipped RTA (ready to assemble).



End Shelf - 72" High

DB7R2424H72	24 x 24 x 72	125	204	28	\$2033	\$2440
DB7R2222H72	22 x 22 x 72	100	171	20	\$1770	\$2124
DB7R2020H72	20 x 20 x 72	100	142	17	\$1686	\$2024

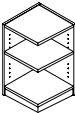
For use at end of **storage modules, wardrobe cabinets or personal towers**. Includes **six adjustable** veneer shelves. Shipped RTA (ready to assemble).



End Shelf - 84" High

DB7R2424H84	24 x 24 x 84	100	234	28	\$2371	\$2846
DB7R2222H84	22 x 22 x 84	100	189	20	\$2172	\$2607
DB7R2020H84	20 x 20 x 84	100	163	19	\$2070	\$2484

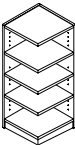
For use at end of **storage modules, wardrobe cabinets or personal towers**. Includes **seven adjustable** veneer shelves. Shipped RTA (ready to assemble).



End Shelf - 29" High - Square

DB2S1515	15 x 15 x 29	100	37	4	\$709	\$851
----------	--------------	-----	----	---	-------	-------

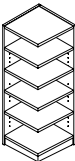
For use at end of **worksurfaces or storage modules**. Includes **one adjustable** veneer shelf. Shipped RTA (ready to assemble).



End Shelf - 48" High - Square

DB4S1515	15 x 15 x 48	100	59	6	\$885	\$1062
----------	--------------	-----	----	---	-------	--------

For use at end of **storage modules or wardrobe cabinets**. Includes **three adjustable** veneer shelves. Shipped RTA (ready to assemble).



End Shelf - 66" High - Square

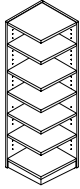
DB5S1515	15 x 15 x 66	100	81	9	\$1075	\$1290
----------	--------------	-----	----	---	--------	--------

For use at end of **storage modules, wardrobe cabinets or personal towers**. Includes **five adjustable** veneer shelves. Shipped RTA (ready to assemble).

Required Specifications

Veneer Finish (Shelves)
Laminate Finish (top/body)

END SHELVES



End Shelf - 72" High - Square

MODEL#

DIMENSIONS

FREIGHT CLASS

WT/LBS.

CUBIC FT.

VENEER/LAMINATE

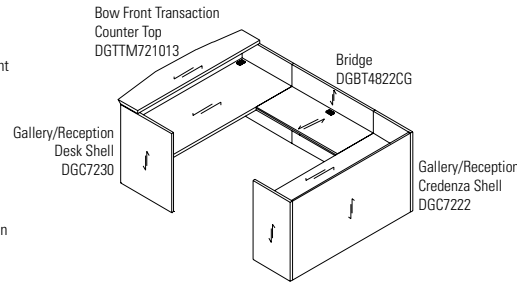
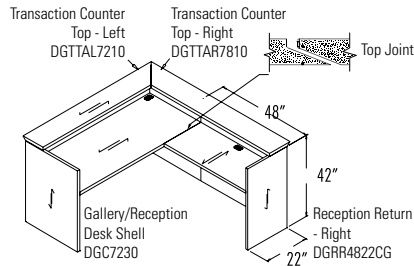
ALL VENEER

MODEL#	D x W x H	FREIGHT CLASS	WT/LBS.	CUBIC FT.	VENEER/LAMINATE	ALL VENEER
DB6S1515	15 x 15 x 72	100	83	9	\$1167	\$1401

For use at end of **storage modules, wardrobe cabinets or personal towers**. Includes **six adjustable** veneer shelves. Shipped RTA (ready to assemble).

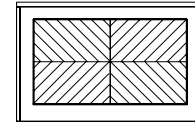
RECEPTION DESKS

- To add storage use storage shells. See pages 40-42.
- Includes GM1 grommet.
- Transaction tops to be specified separately, handed by square edge from user side.
- Decorative Front Panels should be specified separately. Size chosen should be 12" less than desk dimensions. Available in Reverse Diamond, Vertical Rib, Vertical Grain and Horizontal Grain Patterns.

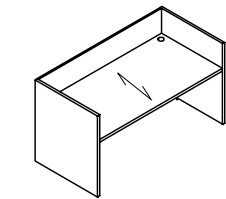
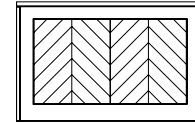


OPTION DETAILS

Decorative Front Panel (Reverse Diamond Pattern)
DGFDP5430F



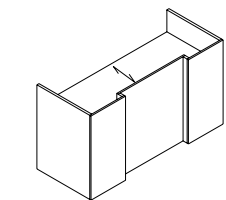
Decorative Front Panel (Vertical Rib Pattern)
DGFDP5430RIB



Gallery/Reception Desk Shell

DGC10836	36 x 108 x 42	150	533	95	\$4371	\$5246
DGC10236	36 x 102 x 42	150	503	89	\$4128	\$4954
DGC9636	36 x 96 x 42	150	473	84	\$3885	\$4662
DGC9036	36 x 90 x 42	150	444	79	\$3643	\$4372
DGC8436	36 x 84 x 42	150	414	74	\$3399	\$4079
DGC7236	36 x 72 x 42	150	355	63	\$2914	\$3497
DGC7230	30 x 72 x 42	150	315	53	\$2819	\$3383
DGC6630	30 x 66 x 42	125	295	48	\$2540	\$3048
DGC6030	30 x 60 x 42	125	275	44	\$2748	\$3298

No pedestals. Two grommets in worksurface. For use with modular storage components.


Gallery/Reception Desk Shell
Breakfront Style

DGIC10836	36 x 108 x 42	150	533	95	\$5371	\$6446
DGIC10236	36 x 102 x 42	150	503	89	\$5073	\$6088
DGIC9636	36 x 96 x 42	150	473	84	\$4775	\$5730
DGIC9036	36 x 90 x 42	150	444	79	\$4477	\$5373
DGIC8436	36 x 84 x 42	150	414	74	\$4179	\$5015
DGIC7236	36 x 72 x 42	150	355	63	\$3582	\$4299
DGIC7230	30 x 72 x 42	150	315	53	\$3464	\$4157
DGIC6630	30 x 66 x 42	125	295	48	\$3378	\$4054
DGIC6030	30 x 60 x 42	125	275	44	\$3186	\$3824

No pedestals. Two grommets in worksurface. For use with modular storage components.

Required Specifications

Veneer Finish
Laminate Finish

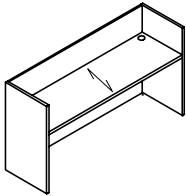
Optional Specifications

Additional Grommet (Reception Desks)
Decorative Panel (DGC models)

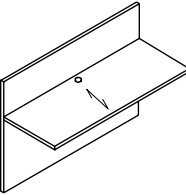
Accessories

Storage Shells (Reception Desks)

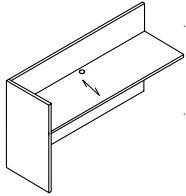
RECEPTION DESKS



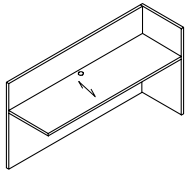
Gallery/Reception Credenza Shell



Bridge



Reception Return - LEFT



Reception Return - RIGHT

MODEL#	DIMENSIONS	FREIGHT CLASS	WT/LBS.	CUBIC FT.	veneer/LAMINATE	ALL veneer
D x W x H						
DGC10824	24 x 108 x 42	150	353	63	\$3426	\$4112
DGC10224	24 x 102 x 42	150	333	60	\$3236	\$3884
DGC9624	24 x 96 x 42	150	314	56	\$3045	\$3654
DGC9024	24 x 90 x 42	150	294	53	\$2854	\$3425
DGC8424	24 x 84 x 42	150	274	49	\$2664	\$3197
DGC7224	24 x 72 x 42	150	235	42	\$2284	\$2741
DGC6624	24 x 66 x 42	150	216	39	\$2147	\$2577
DGC6024	24 x 60 x 42	150	196	35	\$2011	\$2414

No pedestals. Two grommets in worksurface. For use with modular storage components.

DGBT5624CG	24 x 56 x 42	150	178	32	\$1916	\$2300
DGBT5424CG	24 x 54 x 42	150	169	29	\$1916	\$2300
DGBT5024CG	24 x 50 x 42	150	151	27	\$1701	\$2042
DGBT4824CG	24 x 48 x 42	150	142	26	\$1701	\$2042
DGBT4424CG	24 x 44 x 42	150	134	23	\$1489	\$1787
DGBT4224CG	24 x 42 x 42	150	127	22	\$1489	\$1787
DGBT3824CG	24 x 38 x 42	150	119	20	\$1341	\$1610
DGBT3624CG	24 x 36 x 42	150	112	19	\$1341	\$1610

Attaches between **Gallery Desk and Gallery Credenza Only**. One grommet in center of worksurface. Shipped RTA (ready to assemble).

- To remove cross-grain veneer pattern on top, **delete “CG”** from model number. Available as a special - no upcharge.

DGRL7224	24 x 72 x 42	125	273	42	\$2877	\$3453
DGRL6624	24 x 66 x 42	125	250	39	\$2637	\$3165
DGRL6024	24 x 60 x 42	125	228	35	\$2398	\$2878
DGRL5424	24 x 54 x 42	125	205	32	\$2158	\$2590
DGRL4824	24 x 48 x 42	125	182	28	\$1918	\$2302
DGRL4224	24 x 42 x 42	125	159	25	\$1678	\$2014
DGRL3624	24 x 36 x 42	125	137	21	\$1510	\$1812

No pedestal. One grommet in center of worksurface. For use with modular storage components.

DGRR7224	24 x 72 x 42	125	273	42	\$2877	\$3453
DGRR6624	24 x 66 x 42	125	250	39	\$2637	\$3165
DGRR6024	24 x 60 x 42	125	228	35	\$2398	\$2878
DGRR5424	24 x 54 x 42	125	205	32	\$2158	\$2590
DGRR4824	24 x 48 x 42	125	182	28	\$1918	\$2302
DGRR4224	24 x 42 x 42	125	159	25	\$1678	\$2014
DGRR3624	24 x 36 x 42	125	137	21	\$1510	\$1812

No pedestal. One grommet in center of worksurface. For use with modular storage components.

Required Specifications

Veneer Finish
Laminate Finish

Optional Specifications

Additional Grommet

Accessories

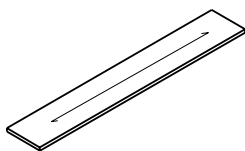
Storage Shells (not available on Bridges)

RECEPTION DESKS

MODEL# DIMENSIONS FREIGHT CLASS WT/LBS. CUBIC FT. VENEER/LAMINATE ALL VENEER

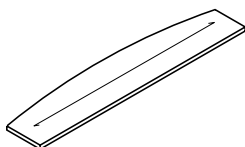
D x W x H

DGTT10810	10 x 108 x 1.50	100	78	8	N/A	\$809
DGTT10210	10 x 102 x 1.50	92.5	72	7	N/A	\$765
DGTT9610	10 x 96 x 1.50	100	66	7	N/A	\$720
DGTT9010	10 x 90 x 1.50	92.5	60	6	N/A	\$675
DGTT8410	10 x 84 x 1.50	100	54	6	N/A	\$630
DGTT7210	10 x 72 x 1.50	100	48	5	N/A	\$539
DGTT6610	10 x 66 x 1.50	100	42	5	N/A	\$494
DGTT6010	10 x 60 x 1.50	100	36	4	N/A	\$450



Transaction Counter Top

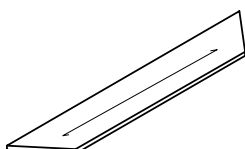
Rectangular top for main reception desk. Counter sits on top of Gallery panels. Does not overhang. **Factory installed - specify Gallery to be used on.** Size must match dimension of desk front or combined desk side and return length. Hardware included.



Bow Front Transaction Counter Top

DGTTM1081013	10-13 x 108 x 1.50	125	78	10	N/A	\$1618
DGTTM1021013	10-13 x 102 x 1.50	100	72	9	N/A	\$1797
DGTTM961013	10-13 x 96 x 1.50	125	66	9	N/A	\$1439
DGTTM901013	10-13 x 90 x 1.50	125	60	8	N/A	\$1349
DGTTM841013	10-13 x 84 x 1.50	125	54	8	N/A	\$1259
DGTTM721013	10-13 x 72 x 1.50	125	48	7	N/A	\$1079
DGTTM661013	10-13 x 66 x 1.50	125	42	6	N/A	\$989
DGTTM601013	10-13 x 60 x 1.50	125	36	5	N/A	\$899

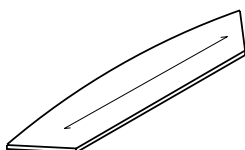
Bow top for main reception desk. Counter sits on top of Gallery panels. Bow front overhangs 3". **Factory installed - specify Gallery to be used on.** Size must match dimension of desk front or combined desk side and return length. Hardware included.



Trapezoid Transaction Counter Top

DGTTA10810	10 x 108 x 1.50	100	78	8	N/A	\$918
DGTTA10210	10 x 102 x 1.50	92.5	72	7	N/A	\$873
DGTTA9610	10 x 96 x 1.50	100	66	7	N/A	\$828
DGTTA9010	10 x 90 x 1.50	92.5	60	6	N/A	\$783
DGTTA8410	10 x 84 x 1.50	100	54	6	N/A	\$739
DGTTA7210	10 x 72 x 1.50	100	48	5	N/A	\$649
DGTTA6610	10 x 66 x 1.50	100	42	5	N/A	\$604
DGTTA6010	10 x 60 x 1.50	100	36	4	N/A	\$558

Trapezoid top for main reception desk. 45° mitered ends on left and right. For use with left and right 45° mitered return transaction counters. Counter sits on top of Gallery panels. Does not overhang. **Factory installed - specify Gallery to be used on.** Width must match dimension of desk front. Hardware included.



Bow Front Trapezoid Transaction Counter Top

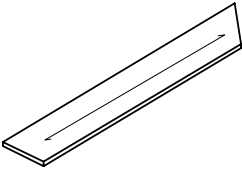
DGTTMA1081013	10-13 x 108 x 1.50	125	78	10	N/A	\$1726
DGTTMA1021013	10-13 x 102 x 1.50	100	72	9	N/A	\$1635
DGTTMA961013	10-13 x 96 x 1.50	125	66	9	N/A	\$1547
DGTTMA901013	10-13 x 90 x 1.50	125	60	8	N/A	\$1457
DGTTMA841013	10-13 x 84 x 1.50	125	54	8	N/A	\$1368
DGTTMA721013	10-13 x 72 x 1.50	125	48	7	N/A	\$1187
DGTTMA661013	10-13 x 66 x 1.50	125	42	6	N/A	\$1097
DGTTMA601013	10-13 x 60 x 1.50	125	36	5	N/A	\$1008

Trapezoid bow top for main reception desk. 45° mitered ends on left and right. For use with left and right 45° mitered return transaction counters. Counter sits on top of Gallery panels. Bow front overhangs 3". **Factory installed - specify Gallery to be used on.** Width must match dimension of desk front. Hardware included.

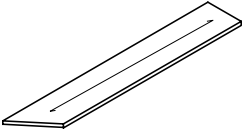
Required Specifications

Veneer Finish

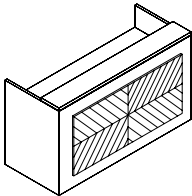
RECEPTION DESKS



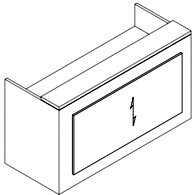
Transaction Counter Top - LEFT



Transaction Counter Top - RIGHT



Decorative Front Panel
Reverse Diamond Pattern



Decorative Front Panel
Vertical Grain Pattern

MODEL#	DIMENSIONS	FREIGHT CLASS	WT/LBS.	CUBIC FT.	veneER/LAMINATE	ALL veneER
D x W x H						
DGTTAL12010	10 x 120 x 1.50	92.5	84	8	N/A	\$971
DGTTAL11410	10 x 114 x 1.50	92.5	81	8	N/A	\$921
DGTTAL10810	10 x 108 x 1.50	100	78	8	N/A	\$881
DGTTAL10210	10 x 102 x 1.50	92.5	72	7	N/A	\$837
DGTTAL9610	10 x 96 x 1.50	100	66	7	N/A	\$792
DGTTAL9010	10 x 90 x 1.50	92.5	60	6	N/A	\$747
DGTTAL8410	10 x 84 x 1.50	100	54	6	N/A	\$702
DGTTAL7210	10 x 72 x 1.50	100	48	5	N/A	\$612
DGTTAL6610	10 x 66 x 1.50	100	42	5	N/A	\$567
DGTTAL6010	10 x 60 x 1.50	100	36	4	N/A	\$523
DGTTAL3610	10 x 36 x 1.50	100	24	3	N/A	\$314
DGTTAL3010	10 x 30 x 1.50	92.5	20	2	N/A	\$262
DGTTAL2410	10 x 24 x 1.50	100	16	2	N/A	\$230

Rectangular top for main reception desk with 45° mitered end on **left**. For use with rectangular or bow front transaction counters with miters at both ends. Width must match dimension of Gallery Desk end and Return width. Counter sits on top of Gallery panels. Does not overhang. **Factory installed - specify Gallery to be used on**. Hardware included.

DGTTAR12010	10 x 120 x 1.50	92.5	84	8	N/A	\$971
DGTTAR11410	10 x 114 x 1.50	92.5	81	8	N/A	\$921
DGTTAR10810	10 x 108 x 1.50	100	78	8	N/A	\$881
DGTTAR10210	10 x 102 x 1.50	92.5	72	7	N/A	\$837
DGTTAR9610	10 x 96 x 1.50	100	66	7	N/A	\$792
DGTTAR9010	10 x 90 x 1.50	92.5	60	6	N/A	\$747
DGTTAR8410	10 x 84 x 1.50	100	54	6	N/A	\$702
DGTTAR7210	10 x 72 x 1.50	100	48	5	N/A	\$612
DGTTAR6610	10 x 66 x 1.50	100	42	5	N/A	\$567
DGTTAR6010	10 x 60 x 1.50	100	36	4	N/A	\$523
DGTTAR3610	10 x 36 x 1.50	100	24	3	N/A	\$314
DGTTAR3010	10 x 30 x 1.50	92.5	20	2	N/A	\$262
DGTTAR2410	10 x 24 x 1.50	100	16	2	N/A	\$230

Rectangular top for main reception desk with 45° mitered end on **right**. For use with rectangular or bow front transaction counters with miters at both ends. Width must match dimension of Gallery Desk end and Return width. Counter sits on top of Gallery panels. Does not overhang. **Factory installed - specify Gallery to be used on**. Hardware included.

DGFDP9630F	1 x 96 x 30	92.5	81	8	N/A	\$1612
DGFDP9030F	1 x 90 x 30	100	78	8	N/A	\$1509
DGFDP8430F	1 x 84 x 30	92.5	72	7	N/A	\$1410
DGFDP7230F	1 x 72 x 30	100	66	7	N/A	\$1207
DGFDP6030F	1 x 60 x 30	92.5	60	6	N/A	\$1008
DGFDP5430F	1 x 54 x 30	100	54	6	N/A	\$906
DGFDP4830F	1 x 48 x 30	100	48	5	N/A	\$806

Raised decorative front panel for a reception desk. Size should be 12" less than desk dimensions. **Factory installed**. Hardware included.

DGFDP9630V	1 x 96 x 30	92.5	81	8	N/A	\$1402
DGFDP9030V	1 x 90 x 30	100	78	8	N/A	\$1313
DGFDP8430V	1 x 84 x 30	92.5	72	7	N/A	\$1227
DGFDP7230V	1 x 72 x 30	100	66	7	N/A	\$1050
DGFDP6030V	1 x 60 x 30	92.5	60	6	N/A	\$876
DGFDP5430V	1 x 54 x 30	100	54	6	N/A	\$790
DGFDP4830V	1 x 48 x 30	100	48	5	N/A	\$699

Raised decorative front panel for a reception desk. Size should be 12" less than desk dimensions. **Factory installed**. Hardware included.

Required Specifications
Veneer Finish