




With over 370 components available in 400 color combinations, Adaptabilities provides the ultimate in flexibility and modularity. Rich laminate colors coordinate easily with any office or home decor. All surfaces are constructed from Global's exclusive premium grade, high performance laminate and preferred matching edges.

Adaptabilities features an extensive range of versatile components which can be configured into multi-user workstations suitable for intensive task functions, or for private executive suites requiring stately elegance and work-force functions. All laminate filing cabinets have a safety mechanism that prevents two drawers from being opened at the same time. File drawers have fully progressive ball bearing suspensions and accommodate letter and legal filing. For heavy duty usage, two, three and four drawer laminate files are available with steel drawer interiors.



Tops are 1" thick and a top over side, edge panel design.



3/4 modesty panel available at no extra charge.



For heavy duty usage, two, three and four drawer laminate files are available with steel drawer interiors.



## Features and Benefits

- 45lb. density particle board substructure with high performance thermally fused laminate
- 1" thick worksurfaces in thermally fused or high pressure laminate
- Worksurfaces feature 2mm edging in matching color.
- Full to floor or 3/4 pedestals available on most components
- All desks are size (incrementally) accurate
- 11/16" thick full modesty panel is standard
- 11/16" thick 3/4 modesty panel is available on most components
- 75lb. box - 150 lb. file drawer weight capacity with full height sides, plus pencil tray included in box drawer
- File drawers can accommodate legal or letter documents
- Full progressive ball bearing suspension on file drawers
- All drawer fronts edge banded with side pull opening pedestals and standard with pedestal locks
- Compatible with **Divide** panel system for increased privacy and storage requirements

## GENERAL INFORMATION

- Constructed of 45 lb. density particleboard with high performance thermally fused laminate
- Adaptabilities transaction tops available for use on GPS II panels around Adaptabilities installations. See pages 383-390 for product specifications and prices.
- Adaptabilities components are compatible with Divide transaction tops and partitioning panels. See pages 370-382 for Divide specifications and prices.
- See pages 40-41 for keyboard drawers and additional accessory options.
- Adaptabilities desk and storage products have been tested and comply with all BIFMA mechanical tests.
- GREENGUARD INDOOR AIR QUALITY CERTIFICATION - Global laminate and seating products are in compliance with stringent emission guidelines set out by the Greenguard Environmental Institute under the standards for low emitting products and materials. [www.greenguard.org](http://www.greenguard.org).
- **Level 3 Certified**

## WORKSURFACES

- 1" thick high performance thermally fused laminate tops sealed with Global's Preferred edging in matching color
- Woodgrain surfaces feature edging with matching printed woodgrain
- High Pressure Tops are available in all Adaptabilities laminate finishes at an extended lead time. Please see model # for pricing and availability.
- Products specified with the high pressure laminate option are finished on the underside of the surface with a kraft paper backing.

## CONSTRUCTION

- Constructed of 45 lb. density particleboard with high performance thermally fused laminate.
- Cabinets and Wardrobes are 65" high to match overall height of a worksurface with hutch (worksurface 29" + hutch 36" = 65").
- End Shelves are available as 65" high also to match overall height.
- Models with monoposts are standard with a Black monopost; Silver is available at no charge, please specify as **SI**. The Silver finish will match the Silver finish used on Divide.
- Models with handles are standard with a Black handle; Silver is available at no charge, please specify as **SI**. The Silver finish will match the Silver finish used on Divide.
- All drawer fronts edge banded with side pull opening pedestals and standard pedestal locks
- Double wall pedestal housing with fully closed bottom

## MODESTY PANELS

- 11/16" thick full modesty panel is standard
- 11/16" thick ¾ modesty panel available on most components
- ¾ height modesty panels available on most models at no additional charge. Please specify "**3MP**". (Corners must have both modesty panels as ¾ or full).
- **Note:** Woodgrain modesty panels over 60" wide will have the grain pattern in the horizontal direction. All end panels and modesty panels 60" or less will have the grain pattern in the vertical direction.

## STORAGE

- All lateral file drawer fronts feature the woodgrain running in a horizontal direction.
- 75 lb box - 150 lb. file drawer weight capacity with full height sides with pencil tray included in box drawer
- File drawers can accommodate legal or letter documents
- Triple progressive ball bearing suspension on file drawers

## LOCKS

- Optional locks available for all straight hutch unit doors. Add **\$95** each lock
- Front-to-back filing bars for all steel drawer files available separately. Order FBB file bars. Please see "FBB" on page 747.

## SPECIAL SIZES

- Additional custom sized components available upon request.
- Customer specified printer slots available in all worksurfaces. Contact Global Customer Service for pricing.
- Secretarial height returns (26 ½") available at a 15% upcharge.
- Full to the floor pedestal configurations can be switched for a 15% upcharge.

## 1. SPECIFY MODEL NUMBER

## 2. SPECIFY FINISH

### One Tone Finishes:

ACJ	Absolute Acajou
ASN	Asian Night
AWC	Avant Cherry
AWH	Avant Honey
BLK	Black
BRC	Brushed Cobalt
CMB	Clear Maple
DES	Dark Espresso
DWT	Designer White
HGT	Hayden Grey
QTM	Quartered Mahogany
SKC	Shaker Cherry
SOG	Storm Grey
TFW	Tiger Fruitwood
TMP	Tiger Maple
TWL	Tiger Walnut
WHE	Walnut Heights
WHC	White Chocolate*
WGY	Willow Grey
WCR	Winter Cherry

### Top Finishes:

ACJ	Absolute Acajou
ASN	Asian Night
AWC	Avant Cherry
AWH	Avant Honey
BLK	Black
BRC	Brushed Cobalt
CMB	Clear Maple
DES	Dark Espresso
DWT	Designer White
HGT	Hayden Grey
QTM	Quartered Mahogany
SKC	Shaker Cherry
SOG	Storm Grey
TFW	Tiger Fruitwood
TMP	Tiger Maple
TWL	Tiger Walnut
WHE	Walnut Heights
WHC	White Chocolate*
WGY	Willow Grey
WCR	Winter Cherry

\*TFL is textured. HP tops are non-textured.

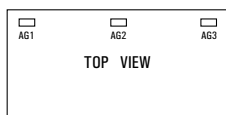
### Body Finishes (including pedestals):

ACJ	Absolute Acajou
ASN	Asian Night
AWC	Avant Cherry
AWH	Avant Honey
BLK	Black
BRC	Brushed Cobalt
CMB	Clear Maple
DES	Dark Espresso
DWT	Designer White
HGT	Hayden Grey
QTM	Quartered Mahogany
SKC	Shaker Cherry
SOG	Storm Grey
TFW	Tiger Fruitwood
TMP	Tiger Maple
TWL	Tiger Walnut
WHE	Walnut Heights
WHC	White Chocolate*
WGY	Willow Grey
WCR	Winter Cherry

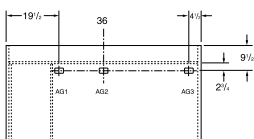
## 3. SPECIFY OPTIONS

### Grommets

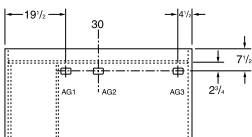
- Additional grommets available in standard worksurface locations (left, center or right).
- Order as: **AG1, AG2 or AG3.....Add \$65**



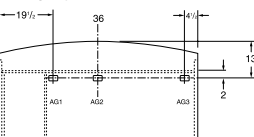
- Grommet hole dimensions are 3 1/4" wide x 1 7/8" deep.
- Actual grommet locations on the worksurface are depicted in the example drawings shown below. Dimensions shown are actual measurements (in inches).



36 x 72 single pedestal left desks (A3672SPL)

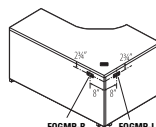


30 x 60 single pedestal left desks (A3060SPL)

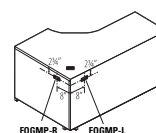


36 x 72 single pedestal left bow top desks (A3672SLB)

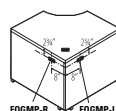
- Grommets may be placed at non-standard locations. Order as: **AGS - Add \$65**. A drawing must be supplied with vertical and horizontal dimensions to the center of the cut-out (as in drawing above). Please refer to CUSTOM GROMMET LOCATION FORM in the back reference section.
- Components that come standard with grommet may be ordered without a grommet. **Add \$35**.
- Grommets are available on modesty panels of extended corners and 5-sided corners 6 1/2" in where the two modesty panels meet at a 90° angle. Please specify FOGMP-R for right grommet placement and FOGMP-L for left grommet placement (placement is as shown on diagrams below). Cost is **\$65**.
- Modesty panels are 1" off of ground**



Left Extended Corner Unit



Right Extended Corner Unit



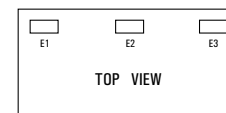
5-Sided Corner Unit

### Power Block

- A Power Block (model PMSPDM) may be ordered on all worksurfaces.
- A Power Block is a rectangular worksurface power/data module with one electrical duplex receptacle and includes two data (CAT5) receptacles. 9 foot black cord included. Power Block dimensions are 3 1/2" deep x 6 1/2" wide x 2 3/4" high.
- To purchase a Power Block, you must specify both the Power Block cut-out location and the Power Block model #. Order Power Block as **PMSPDM, Add \$253**. Power Blocks are available in standard worksurface locations (left, center or right). Order as **E1, E2 or E3. Add \$65**.

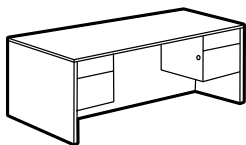


Power Block **PMSPDM Add \$253**



Specify location **E1, E2 or E3 Add \$65**

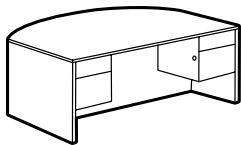
## DOUBLE PEDESTAL DESKS



**Double Pedestal Desk**

MODEL#	DIMENSIONS D x W x H	FREIGHT CLASS	WT./LBS.	CUBIC FT.	LIST PRICE	HP ADD
A3672DP	36 x 72 x 29	150	296	52.50	<b>\$1318</b>	<b>\$387</b>
A3072DP	29.69 x 72 x 29	125	263	43	<b>\$1295</b>	<b>\$362</b>
A3066DP	29.69 x 66 x 29	125	254	39.75	<b>\$1283</b>	<b>\$362</b>
A3060DP	29.69 x 60 x 29	125	247	36.25	<b>\$1171</b>	<b>\$336</b>

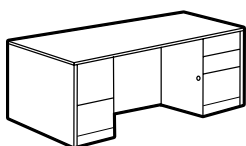
Standard with box/file pedestals on both sides. Pedestals lock. One pencil tray.



**Double Pedestal Bow Top Desk**

A3672DPB	30-36 x 72 x 29	150	280	52.50	<b>\$1570</b>	<b>\$387</b>
----------	-----------------	-----	-----	-------	---------------	--------------

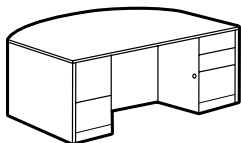
Standard with box/file pedestals on both sides and bow top. Pedestals lock. One pencil tray.



**Full to Floor Double Pedestal Desk**

A3672D4	36 x 72 x 29	125	330	52.50	<b>\$1679</b>	<b>\$387</b>
A3072D4	30 x 72 x 29	125	295	41.15	<b>\$1650</b>	<b>\$387</b>
A3066D4	29.69 x 66 x 29	125	285	39.75	<b>\$1643</b>	<b>\$362</b>
A3060D4	29.69 x 60 x 29	125	276	36.25	<b>\$1531</b>	<b>\$336</b>

Standard with full to floor box/box/file in right pedestal and file/file on left pedestal. Pedestals lock. On box/box/file pedestals, lower box drawer and file drawer lock. One pencil tray. Full to the floor pedestal configurations can be switched for a **15% upcharge**.

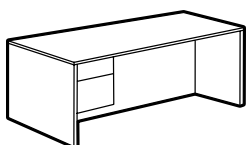


**Full to Floor Double Pedestal Bow Top Desk**

A3672DB4	32-36 x 72 x 29	150	311	52.50	<b>\$1930</b>	<b>\$387</b>
----------	-----------------	-----	-----	-------	---------------	--------------

Standard with full to floor box/box/file in right pedestal and file/file on left pedestal. Bow top. Pedestals lock. On box/box/file pedestals, lower box drawer and file drawer lock. One pencil tray. Full to the floor pedestal configurations can be switched for a **15% upcharge**.

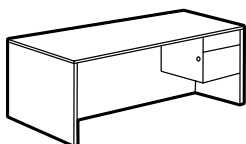
## SINGLE PEDESTAL DESKS



**Single Pedestal Desk - LEFT**

A3672SPL	36 x 72 x 29	150	245	52.50	<b>\$1100</b>	<b>\$387</b>
A3072SPL	29.69 x 72 x 29	150	216	43	<b>\$966</b>	<b>\$362</b>
A3066SPL	29.69 x 66 x 29	150	207	39.75	<b>\$953</b>	<b>\$362</b>
A3060SPL	29.69 x 60 x 29	150	197	36.25	<b>\$949</b>	<b>\$336</b>
A3048SPL	29.69 x 48 x 29	125	177	29.25	<b>\$852</b>	<b>\$285</b>
A2448SPL	24 x 48 x 29	125	150	24.25	<b>\$852</b>	<b>\$185</b>

Standard with box/file pedestal. Pedestal locks. One pencil tray. Pedestal is on the **left**.



**Single Pedestal Desk - RIGHT**

A3672SPR	36 x 72 x 29	150	245	52.50	<b>\$1100</b>	<b>\$387</b>
A3072SPR	29.69 x 72 x 29	150	216	43	<b>\$966</b>	<b>\$362</b>
A3066SPR	29.69 x 66 x 29	150	207	39.75	<b>\$953</b>	<b>\$362</b>
A3060SPR	29.69 x 60 x 29	150	197	36.25	<b>\$949</b>	<b>\$336</b>
A3048SPR	29.69 x 48 x 29	125	177	29.25	<b>\$852</b>	<b>\$285</b>
A2448SPR	24 x 48 x 29	125	150	24.25	<b>\$852</b>	<b>\$185</b>

Standard with box/file pedestal. Pedestal locks. One pencil tray. Pedestal is on the **right**.

### Required Specifications

Top finish  
Base finish  
Edge detail

### Optional Specifications

Key #  
Grommet/power block cut-out  
HP laminate  
Modesty panel

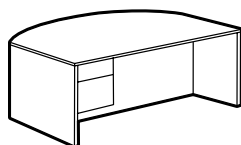
### Accessories

Power block  
Keyboard tray  
Pencil tray

## SINGLE PEDESTAL DESKS

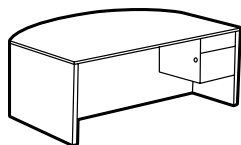
MODEL#	DIMENSIONS	FREIGHT CLASS	WT/LBS.	CUBIC FT.	LIST PRICE	HP ADD
--------	------------	---------------	---------	-----------	------------	--------

D x W x H



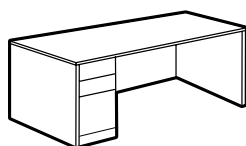
Single Pedestal Bow Top Desk - LEFT

A3672SLB	30-36 x 72 x 29	150	233	52.50	<b>\$1346</b>	<b>\$387</b>
----------	-----------------	-----	-----	-------	---------------	--------------

Standard with box/file pedestal on **left** and bow top. Pedestal locks. One pencil tray.

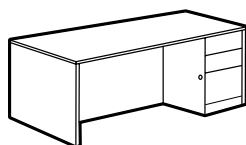
Single Pedestal Bow Top Desk - RIGHT

A3672SRB	30-36 x 72 x 29	150	233	52.50	<b>\$1346</b>	<b>\$387</b>
----------	-----------------	-----	-----	-------	---------------	--------------

Standard with box/file pedestal on **right** and bow top. Pedestal locks. One pencil tray.

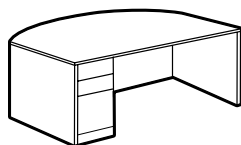
Full to Floor Single Pedestal Desk - LEFT

A3672S4L	36 x 72 x 29	150	261	52.50	<b>\$1280</b>	<b>\$387</b>
A3072S4L	29.69 x 72 x 29	150	232	43.75	<b>\$1250</b>	<b>\$387</b>
A3066S4L	29.69 x 66 x 29	150	221	39.50	<b>\$1241</b>	<b>\$362</b>
A3060S4L	29.69 x 60 x 29	150	211	36.25	<b>\$1126</b>	<b>\$336</b>
A3048S4L	29.69 x 48 x 29	125	191	29.50	<b>\$992</b>	<b>\$285</b>
A2448S4L	24 x 48 x 29	125	164	24.25	<b>\$992</b>	<b>\$185</b>

Standard with full to floor box/box/file pedestal on the **left**. One pencil tray. Lower box drawer and file drawer lock. Full to the floor pedestal configurations can be switched for a **15% upcharge**.

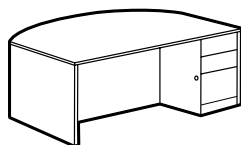
Full to Floor Single Pedestal Desk - RIGHT

A3672S4R	36 x 72 x 29	150	261	52.50	<b>\$1280</b>	<b>\$387</b>
A3072S4R	29.69 x 72 x 72	150	232	43.75	<b>\$1250</b>	<b>\$387</b>
A3066S4R	29.69 x 66 x 29	150	221	39.75	<b>\$1241</b>	<b>\$362</b>
A3060S4R	29.69 x 60 x 29	150	211	36.25	<b>\$1126</b>	<b>\$336</b>
A3048S4R	29.69 x 48 x 29	125	191	29.50	<b>\$992</b>	<b>\$285</b>
A2448S4R	24 x 48 x 29	125	164	24.25	<b>\$992</b>	<b>\$185</b>

Standard with full to floor box/box/file pedestal on the **right**. One pencil tray. Lower box drawer and file drawer lock. Full to the floor pedestal configurations can be switched for a **15% upcharge**.

Full to Floor Single Pedestal Bow Top Desk - LEFT

A3672S4LB	32-36 x 72 x 29	150	247	52.50	<b>\$1527</b>	<b>\$387</b>
-----------	-----------------	-----	-----	-------	---------------	--------------

Standard with box/box/file pedestal on **left** and bow top. One pencil tray. Lower box drawer and file drawer lock. One pencil tray. Full to the floor pedestal configurations can be switched for a **15% upcharge**.

Full to Floor Single Pedestal Bow Top Desk - RIGHT

A3672S4RB	32-36 x 72 x 29	150	247	52.50	<b>\$1527</b>	<b>\$387</b>
-----------	-----------------	-----	-----	-------	---------------	--------------

Standard with box/box/file pedestal on **right** and bow top. One pencil tray. Lower box drawer and file drawer lock. One pencil tray. Full to the floor pedestal configurations can be switched for a **15% upcharge**.

## Required Specifications

Top finish  
Base finish  
Edge detail

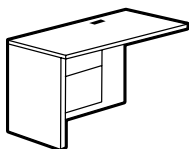
## Optional Specifications

Key #  
Grommet/power block cut-out  
HP laminate  
Modesty panel

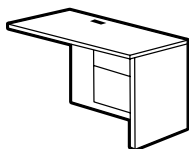
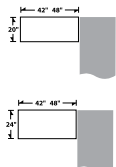
## Accessories

Power block  
Keyboard tray  
Pencil tray

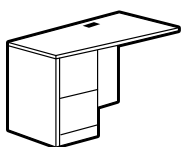
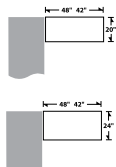
## RETURNS



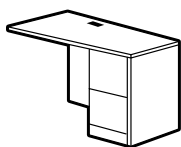
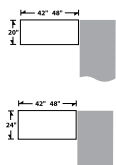
Flush Return - LEFT



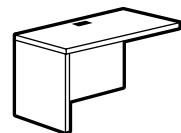
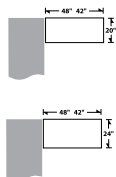
Flush Return - RIGHT



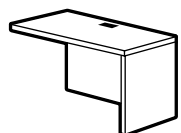
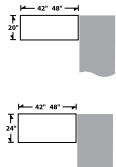
Full to Floor Flush Return - LEFT



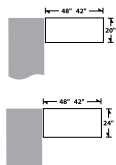
Full to Floor Flush Return - RIGHT



Flush Return - LEFT



Flush Return - RIGHT



MODEL#	DIMENSIONS	FREIGHT CLASS	WT/LBS.	CUBIC FT.	LIST PRICE	HP ADD
--------	------------	---------------	---------	-----------	------------	--------

### D x W x H

A2448FL	24 x 48 x 29	150	141	24	<b>\$803</b>	<b>\$197</b>
A2442FL	24 x 42 x 29	125	131	21.25	<b>\$787</b>	<b>\$165</b>
A2048FL	20 x 48 x 29	125	128	20.25	<b>\$755</b>	<b>\$165</b>
A2042FL	20 x 42 x 29	125	119	18	<b>\$740</b>	<b>\$165</b>

Standard with box/file drawer pedestal. One pencil tray. Pedestal locks. Grommet in worksurface. Pedestal is on the **left**.

A2448FR	24 x 48 x 29	150	141	24	<b>\$803</b>	<b>\$197</b>
A2442FR	24 x 42 x 29	125	131	21.25	<b>\$787</b>	<b>\$165</b>
A2048FR	20 x 48 x 29	125	128	20.25	<b>\$755</b>	<b>\$165</b>
A2042FR	20 x 42 x 29	125	119	18	<b>\$740</b>	<b>\$165</b>

Standard with box/file drawer pedestal. One pencil tray. Pedestal locks. Grommet in worksurface. Pedestal is on the **right**.

A2448L4	24 x 48 x 29	125	156	24.25	<b>\$983</b>	<b>\$197</b>
A2442L4	24 x 42 x 29	125	146	21.50	<b>\$968</b>	<b>\$165</b>
A2048L4	20 x 48 x 29	125	142	20.50	<b>\$935</b>	<b>\$165</b>
A2042L4	20 x 42 x 29	125	133	18	<b>\$921</b>	<b>\$165</b>

Standard with file/file drawer pedestal. One pencil tray. Pedestal locks. Grommet in worksurface. Pedestal is on the **left**. Full to the floor pedestal configurations can be switched for a **15% upcharge**.

A2448R4	24 x 48 x 29	125	156	24.25	<b>\$983</b>	<b>\$197</b>
A2442R4	24 x 42 x 29	125	146	21.50	<b>\$968</b>	<b>\$165</b>
A2048R4	20 x 48 x 29	125	142	20.50	<b>\$935</b>	<b>\$165</b>
A2042R4	20 x 42 x 29	125	133	18	<b>\$921</b>	<b>\$165</b>

Standard with file/file drawer pedestal. One pencil tray. Pedestal locks. Grommet in worksurface. Pedestal is on the **right**. Full to the floor pedestal configurations can be switched for a **15% upcharge**.

A2448EL	24 x 48 x 29	70	92	4.30	<b>\$582</b>	<b>\$197</b>
A2442EL	24 x 42 x 29	70	82	3.80	<b>\$563</b>	<b>\$165</b>
A2048EL	20 x 48 x 29	70	84	4.30	<b>\$531</b>	<b>\$165</b>
A2042EL	20 x 42 x 29	70	75	3.80	<b>\$517</b>	<b>\$165</b>

Return has no pedestal. Grommet in worksurface. Shipped RTA (ready to assemble).

A2448ER	24 x 48 x 29	70	92	4.30	<b>\$582</b>	<b>\$197</b>
A2442ER	24 x 42 x 29	70	82	3.80	<b>\$563</b>	<b>\$165</b>
A2048ER	20 x 48 x 29	70	84	4.30	<b>\$531</b>	<b>\$165</b>
A2042ER	20 x 42 x 29	70	75	3.80	<b>\$517</b>	<b>\$165</b>

Return has no pedestal. Grommet in worksurface. Shipped RTA (ready to assemble).

### Required Specifications

Top finish  
Base finish  
Edge detail

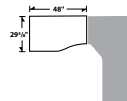
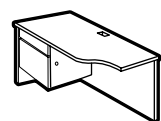
### Optional Specifications

Key #\*  
Grommet/power block cut-out  
HP laminate

### Accessories

Power block  
Keyboard tray  
Pencil tray

## RETURNS



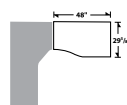
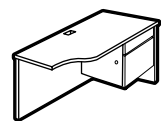
Space Saver Return - LEFT

MODEL#	DIMENSIONS	FREIGHT CLASS	WT./LBS.	CUBIC FT.	LIST PRICE	HP ADD
--------	------------	---------------	----------	-----------	------------	--------

D x W x H

A3048FSL	29.69 x 48 x 29	150	148	29	\$852	\$285
----------	-----------------	-----	-----	----	-------	-------

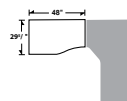
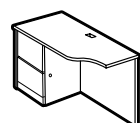
Standard with box/file pedestal on the **left**, grommet in worksurface. One pencil tray. Pedestal locks. Connects to 24"D 5-sided corner unit and 2466/2472 NFL or NNL extended corner unit.



Space Saver Return - RIGHT

A3048FSR	29.69 x 48 x 29	150	148	29	\$852	\$285
----------	-----------------	-----	-----	----	-------	-------

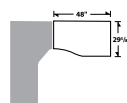
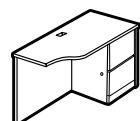
Standard with box/file pedestal on the **right**, grommet in worksurface. One pencil tray. Pedestal locks. Connects to 24"D 5-sided corner unit and 2466/2472 FNR or NNR extended corner unit.



Space Saver Return - LEFT

A3048P4L	29.69 x 48 x 29	150	170	29	\$1031	\$285
----------	-----------------	-----	-----	----	--------	-------

Standard with file/file pedestal on the **left**, grommet in worksurface. One pencil tray. Pedestal locks. Connects to 24"D 5-sided corner unit and 2466/2472 NFL or NNL extended corner unit. Full to the floor pedestal configurations can be switched for a **15% upcharge**.




Space Saver Return - RIGHT

A3048P4R	29.69 x 48 x 29	150	170	29	\$1031	\$285
----------	-----------------	-----	-----	----	--------	-------

Standard with file/file pedestal on the **right**, grommet in worksurface. One pencil tray. Pedestal locks. Connects to 24"D 5-sided corner unit and 2466/2472 FNR or NNR extended corner unit. Full to the floor pedestal configurations can be switched for a **15% upcharge**.

## FLUSH BRIDGE




Flush Bridge\*

A2448FB	24 x 48 x 29	70	75	4.30	\$437	\$197
A2442FB	24 x 42 x 29	70	65	3.80	\$420	\$165
A2436FB	24 x 36 x 29	70	58	3.30	\$420	\$124
A2048FB	20 x 48 x 29	70	71	4.30	\$420	\$165
A2042FB	20 x 42 x 29	70	65	3.80	\$403	\$165
A2036FB	20 x 36 x 29	70	54	3.30	\$403	\$83

Top surface, back panel and hardware to connect two units. Grommet in worksurface. Shipped RTA (ready to assemble).

## CREDENZAS



Center Storage Credenza

A2072C	20 x 72 x 29	100	243	30	\$1585	\$258
--------	--------------	-----	-----	----	--------	-------

Standard with box/file pedestals on both sides and self-closing hinged center doors covering one adjustable shelf. Pedestals and doors lock. One pencil tray.

## Required Specifications

Top finish  
Base finish  
Handles\*\*  
Edge detail

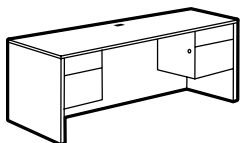
## Optional Specifications

Key #  
Additional grommet position (not A2072C)  
HP laminate  
Power block cut-out (not A2072C)

## Accessories

Power block  
Keyboard tray\*  
Pencil tray\*

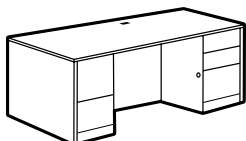
## CREDENZAS



**Kneespace Credenza**

MODEL#	DIMENSIONS D x W x H	FREIGHT CLASS	WT/LBS.	CUBIC FT.	LIST PRICE	HP ADD
A2472CK	24 x 72 x 29	125	234	35.75	<b>\$1325</b>	<b>\$269</b>
A2466CK	24 x 66 x 29	125	225	32.75	<b>\$1287</b>	<b>\$269</b>
A2072CK	20 x 72 x 29	125	212	30.25	<b>\$1211</b>	<b>\$258</b>
A2066CK	20 x 66 x 29	125	204	27.75	<b>\$1193</b>	<b>\$248</b>
A2060CK	20 x 60 x 29	125	199	25.25	<b>\$1163</b>	<b>\$228</b>

Standard with box/file pedestals on both sides. Center is open. Pedestals lock. One pencil tray. Grommet in worksurface.




**Full to Floor Kneespace Credenza**

A2472D4	24 x 72 x 29	125	261	35.50	<b>\$1680</b>	<b>\$269</b>
A2466D4	24 x 66 x 29	125	252	33	<b>\$1644</b>	<b>\$269</b>
A2072D4	20 x 72 x 29	125	236	30	<b>\$1570</b>	<b>\$258</b>
A2066D4	20 x 66 x 29	100	228	27.75	<b>\$1554</b>	<b>\$248</b>
A2060D4	20 x 60 x 29	100	220	25.25	<b>\$1546</b>	<b>\$228</b>

Standard with full to floor box/box/file in right pedestal and file/file on left pedestal. Pedestals lock on box/box/file pedestals, lower box drawer and file drawer lock. One pencil tray. Grommet in worksurface.

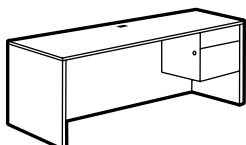
- Full to the floor pedestal configurations can be switched for a **15% upcharge**.



**Single Pedestal Credenza - LEFT**

A2472CSL	24 x 72 x 29	150	190	35.75	<b>\$1123</b>	<b>\$269</b>
A2466CSL	24 x 66 x 29	150	181	32.75	<b>\$1085</b>	<b>\$269</b>
A2072CSL	20 x 72 x 29	150	172	30.25	<b>\$1012</b>	<b>\$258</b>
A2066CSL	20 x 66 x 29	150	163	27.75	<b>\$996</b>	<b>\$248</b>
A2060CSL	20 x 60 x 29	125	155	25.25	<b>\$963</b>	<b>\$228</b>


Standard with box/file pedestal. Pedestal locks. One pencil tray. Pedestal is on the **left**. Grommet in worksurface.



**Single Pedestal Credenza - RIGHT**

A2472CSR	24 x 72 x 29	150	190	35.75	<b>\$1123</b>	<b>\$269</b>
A2466CSR	24 x 66 x 29	150	181	32.75	<b>\$1085</b>	<b>\$269</b>
A2072CSR	20 x 72 x 29	150	171	30	<b>\$1012</b>	<b>\$258</b>
A2066CSR	20 x 66 x 29	150	163	27.75	<b>\$996</b>	<b>\$248</b>
A2060CSR	20 x 60 x 29	125	155	25.25	<b>\$963</b>	<b>\$228</b>

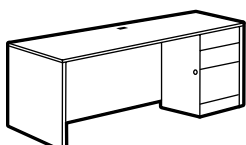
Standard with box/file pedestal. Pedestal locks. One pencil tray. Pedestal is on the **right**. Grommet in worksurface.



**Full to Floor Single Pedestal Credenza - LEFT**

A2472S4L	24 x 72 x 29	150	205	35.50	<b>\$1280</b>	<b>\$269</b>
A2466S4L	24 x 66 x 29	150	196	33	<b>\$1241</b>	<b>\$269</b>
A2072S4L	20 x 72 x 29	125	187	30	<b>\$1126</b>	<b>\$258</b>
A2066S4L	20 x 66 x 29	125	177	27.75	<b>\$1105</b>	<b>\$258</b>
A2060S4L	20 x 60 x 29	125	168	25.25	<b>\$1077</b>	<b>\$228</b>

Standard with full to floor box/box/file pedestal on the **left**. Lower box drawer and file drawer lock. Grommet in worksurface. One pencil tray.



**Full to Floor Single Pedestal Credenza - RIGHT**

A2472S4R	24 x 72 x 29	150	205	35.50	<b>\$1280</b>	<b>\$269</b>
A2466S4R	24 x 66 x 29	150	196	33	<b>\$1241</b>	<b>\$269</b>
A2072S4R	20 x 72 x 29	125	187	30	<b>\$1126</b>	<b>\$258</b>
A2066S4R	20 x 66 x 29	125	177	27.75	<b>\$1105</b>	<b>\$258</b>
A2060S4R	20 x 60 x 29	125	168	25.25	<b>\$1077</b>	<b>\$228</b>

Standard with full to floor box/box/file pedestal on the **right**. Lower box drawer and file drawer lock. Grommet in worksurface. One pencil tray.

### Required Specifications

Top finish  
Base finish  
Edge detail

### Optional Specifications

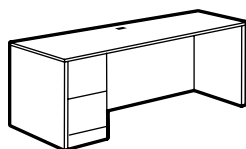
Key #  
Grommet/power block cut-out  
HP laminate

### Accessories

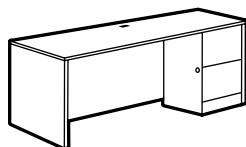
Power block  
Keyboard tray  
Pencil tray



## CREDENZAS



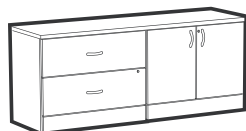
**Full to Floor Single Pedestal Credenza- LEFT\***



**Full to Floor Single Pedestal Credenza- RIGHT\***



**Lateral File Credenza**



**Lateral File/Storage Cabinet Credenza**



**Kneespace Lateral File Credenza - LEFT\***



**Kneespace Lateral File Credenza - RIGHT\***

MODEL#	DIMENSIONS	FREIGHT CLASS	WT/LBS.	CUBIC FT.	LIST PRICE	HP ADD
--------	------------	---------------	---------	-----------	------------	--------

## D x W x H

A2472S2L	24 x 72 x 29	150	205	35.50	<b>\$1280</b>	<b>\$269</b>
A2466S2L	24 x 66 x 29	150	196	33	<b>\$1241</b>	<b>\$269</b>
A2072S2L	20 x 72 x 29	125	187	30	<b>\$1126</b>	<b>\$258</b>
A2066S2L	20 x 66 x 29	125	177	27.75	<b>\$1105</b>	<b>\$258</b>
A2060S2L	20 x 60 x 29	125	168	25.25	<b>\$1077</b>	<b>\$228</b>

Standard with full to floor file/file pedestal on the **left**. Pedestal Locks. Grommet in worksurface.

A2472S2R	24 x 72 x 29	150	205	35.50	<b>\$1280</b>	<b>\$269</b>
A2466S2R	24 x 66 x 29	150	196	33	<b>\$1241</b>	<b>\$269</b>
A2072S2R	20 x 72 x 29	125	187	30	<b>\$1126</b>	<b>\$258</b>
A2066S2R	20 x 66 x 29	125	177	27.75	<b>\$1105</b>	<b>\$258</b>
A2060S2R	20 x 60 x 29	125	168	25.25	<b>\$1077</b>	<b>\$228</b>

Standard with full to floor file/file pedestal on the **right**. Pedestal locks. Grommet in worksurface.

A2472LF2	24 x 72 x 29	100	322	35.75	<b>\$1936</b>	<b>\$269</b>
A2072LF2	20 x 72 x 29	100	296	30.25	<b>\$1897</b>	<b>\$258</b>

Two 2-drawer lateral files side-by-side. Locking drawers, keyed alike. File bars included for side-to-side and front-to-back letter/legal filing capability. Anti-lock tilt suspension.

- Black handles are standard. Silver is available at no charge, please specify as **SI**.
- *File drawer construction is for accommodating hanging files NOT for stacking materials on the drawer bottom.*

A2472LS	24 x 72 x 29	100	297	35.75	<b>\$1733</b>	<b>\$269</b>
A2072LS	20 x 72 x 29	100	267	30.25	<b>\$1693</b>	<b>\$258</b>

One 2-drawer lateral file and one storage cabinet. Locking doors/drawers, keyed alike. Storage cabinet includes one adjustable shelf. File bars included for side-to-side and front-to-back letter/legal filing capability. Anti-lock tilt suspension.

- Black handles are standard. Silver is available at no charge, please specify as **SI**.
- *File drawer construction is for accommodating hanging files NOT for stacking materials on the drawer bottom.*

A2472LKL	24 x 72 x 29	125	239	35.75	<b>\$1522</b>	<b>\$269</b>
A2072LKL	20 x 72 x 29	125	216	30.25	<b>\$1483</b>	<b>\$258</b>

One 2-drawer lateral file on the **left**. Locking drawers. File bars included for side-to-side and front-to-back letter/legal filing capability. Anti-lock tilt suspension. Grommet in worksurface.

- Black handles are standard. Silver is available at no charge, please specify as **SI**.
- *File drawer construction is for accommodating hanging files NOT for stacking materials on the drawer bottom.*

A2472LKR	24 x 72 x 29	125	239	35.75	<b>\$1522</b>	<b>\$269</b>
A2072LKR	20 x 72 x 29	125	216	30.25	<b>\$1483</b>	<b>\$258</b>

One 2-drawer lateral file on the **right**. Locking drawers. File bars included for side-to-side and front-to-back letter/legal filing capability. Anti-lock tilt suspension. Grommet in worksurface.

- Black handles are standard. Silver is available at no charge, please specify as **SI**.
- *File drawer construction is for accommodating hanging files NOT for stacking materials on the drawer bottom.*

**Required Specifications**

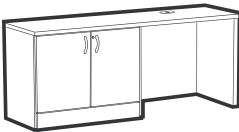
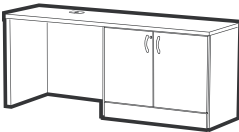
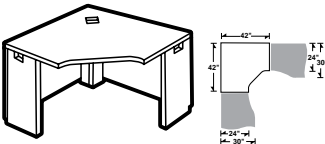
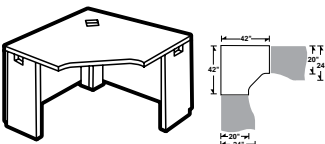
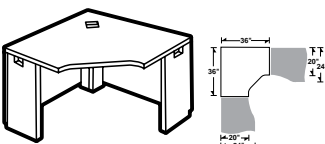
Top finish  
Base finish  
Handles (not A2xxxS2L/A2xxxS2R)  
Edge detail

**Optional Specifications**

Key #  
Additional grommet  
HP laminate  
Power block cut-out\*

**Accessories**

Power block\*  
Keyboard tray\*  
Pencil tray\*

CREDENZAS		MODEL#	DIMENSIONS	FREIGHT CLASS	WT/LBS.	CUBIC FT.	LIST PRICE	HP ADD
			D x W x H					
		A2472SKL	24 x 72 x 29	125	218	35.75	<b>\$1201</b>	<b>\$269</b>
		A2072SKL	20 x 72 x 29	125	188	30.25	<b>\$1162</b>	<b>\$258</b>
<b>Kneespace Storage Cabinet Credenza - LEFT</b>		One storage cabinet on the <b>left</b> . Locking doors. Storage cabinet has one adjustable shelf. Grommet in worksurface. <ul style="list-style-type: none"><li>• Black handles are standard. Silver is available at no charge, please specify as <b>SI</b>.</li></ul>						
								
		A2472SKR	24 x 72 x 29	125	218	35.75	<b>\$1201</b>	<b>\$269</b>
		A2072SKR	20 x 72 x 29	125	188	30.25	<b>\$1162</b>	<b>\$258</b>
<b>Kneespace Storage Cabinet Credenza - RIGHT</b>		One storage cabinet on the <b>right</b> . Locking doors. Storage cabinet has one adjustable shelf. Grommet in worksurface. <ul style="list-style-type: none"><li>• Black handles are standard. Silver is available at no charge, please specify as <b>SI</b>.</li></ul>						
5-SIDED CORNERS								
		A42245C	42 x 42 x 29	70	113	5.75	<b>\$752</b>	<b>\$362</b>
	Connects to <b>30"D</b> space saver connectable surfaces, <b>24"D</b> connectables, returns and bridge. Grommet in worksurface. Narrow end panels on left and right. Predrilled to accept MPOKST2 or 22" keyboard trays. <b>Will not accept keyboard trays wider than 22"</b> . Shipped RTA (ready to assemble). <i>Not Freestanding</i> . <ul style="list-style-type: none"><li>• <b>Modesty Panel is 1" off of ground.</b></li><li>• Full End Panel(s) are available - add <b>15% upcharge</b></li></ul>							
		A42205C	42 x 42 x 29	70	110	5.75	<b>\$729</b>	<b>\$362</b>
	Connects to <b>24"D</b> space saver connectable surfaces, <b>20"D</b> returns, lateral files, storage/lateral file credenzas, credenzas, bridges and end shelves. Grommet in worksurface. Narrow end panels on left and right. Predrilled to accept MPOKST2 or 22-28" keyboard trays. <b>Will not accept keyboard trays wider than 28"</b> . Shipped RTA (ready to assemble). <i>Not freestanding</i> . <ul style="list-style-type: none"><li>• <b>Modesty Panel is 1" off of ground.</b></li><li>• Full End Panel(s) are available - add <b>15% upcharge</b></li></ul>							
		A36205C	36 x 36 x 29	70	94	4.80	<b>\$645</b>	<b>\$233</b>
	Connects to <b>24"D</b> space saver connectable surfaces, <b>20"D</b> returns, lateral files, storage/lateral file credenzas, credenzas, bridges and end shelves. Grommet in worksurface. Narrow end panels on left and right. Predrilled to accept MPOKST2 or 22" keyboard trays. <b>Will not accept keyboard trays wider than 22"</b> . Shipped RTA (ready to assemble). <i>Not freestanding</i> . <ul style="list-style-type: none"><li>• <b>Modesty Panel is 1" off of ground.</b></li><li>• Full End Panel(s) are available - add <b>15% upcharge</b></li></ul>							

#### Required Specifications

Top finish  
Base finish  
Handles (only credenzas)  
Edge detail

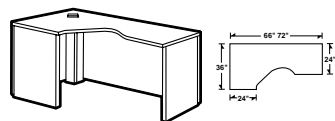
#### Optional Specifications

Key #  
Additional grommet position  
HP laminate  
Power block cut-out

#### Accessories

Power block  
Keyboard tray\*  
Pencil tray

## LEFT EXTENDED CORNERS

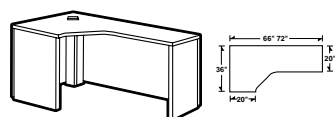


Left Extended Corner - Freestanding

MODEL#	D x W x H	FREIGHT CLASS	WT/LBS.	CUBIC FT.	LIST PRICE	HP ADD
A2472FFL	24-36 x 72 x 29	70	157	7	<b>\$966</b>	<b>\$387</b>
A2466FFL	24-36 x 66 x 29	70	151	7	<b>\$966</b>	<b>\$387</b>

Extended worksurface on right. **Full end panels on left and right. Cannot be connected on left or right, due to full end panel.** Corner has one grommet. Predrilled to accept MPOKST2 or 22" keyboard trays. **Will not accept keyboard trays wider than 22"**. Shipped RTA (ready to assemble).

- **Modesty Panel is 1" off of ground.**
- **A2466FFL cannot accept pedestals.**

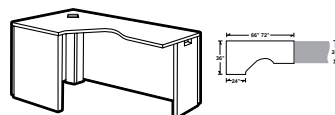


Left Extended Corner

A2072FFL	20-36 x 72 x 29	70	147	7	<b>\$923</b>	<b>\$371</b>
A2066FFL	20-36 x 66 x 29	70	141	7	<b>\$923</b>	<b>\$371</b>

Extended worksurface on right. **Full end panels on left and right. Cannot be connected on left or right, due to full end panel.** Corner has one grommet. Predrilled to accept MPOKST2 or 22" keyboard trays. **Will not accept keyboard trays wider than 22"**. Shipped RTA (ready to assemble).

- **Modesty Panel is 1" off of ground.**

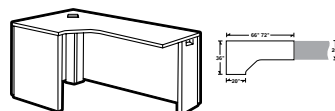


Left Extended Corner

A2472FNL	24-36 x 72 x 29	70	149	7	<b>\$934</b>	<b>\$387</b>
A2466FNL	24-36 x 66 x 29	70	142	7	<b>\$934</b>	<b>\$387</b>

Extended worksurface on right. **Narrow end panel on right. Full end panel on left.** Connects to 30"D space saver connectables, 24"D returns or 24"D connectable tables. **Full end panel cannot be connected.** Corner has one grommet. Predrilled to accept MPOKST2 or 22" keyboard trays. **Will not accept keyboard trays wider than 22"**. Shipped RTA (ready to assemble).

- **Modesty Panel is 1" off of ground.**
- **A2466FNL cannot accept pedestals.**

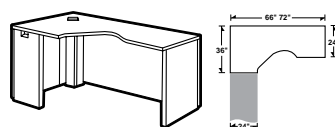


Left Extended Corner

A2072FNL	20-36 x 72 x 29	70	141	7	<b>\$890</b>	<b>\$371</b>
A2066FNL	20-36 x 66 x 29	70	135	7	<b>\$890</b>	<b>\$371</b>

Extended worksurface on right. **Narrow end panel on right. Full end panel on left.** Connects to 24"D space saver connectables, 20"D returns or 20"D connectable tables. **Full end panel cannot be connected.** Corner has one grommet. Predrilled to accept MPOKST2 or 22" keyboard trays. **Will not accept keyboard trays wider than 22"**. Shipped RTA (ready to assemble).

- **Modesty Panel is 1" off of ground.**



Left Extended Corner

A2472NFL	24-36 x 72 x 29	70	149	7	<b>\$934</b>	<b>\$387</b>
A2466NFL	24-36 x 66 x 29	70	142	7	<b>\$934</b>	<b>\$387</b>

Extended worksurface on right. **Narrow end panel on left. Full end panel on right.** Connects to 30"D space saver connectables, 24"D returns or 24"D connectable tables. **Full end panel cannot be connected.** Corner has one grommet. Predrilled to accept MPOKST2 or 22" keyboard trays. **Will not accept keyboard trays wider than 22"**. Shipped RTA (ready to assemble).

- **Modesty Panel is 1" off of ground.**
- **A2466NFL cannot accept pedestals.**

## Required Specifications

Top finish  
Base finish  
Edge detail

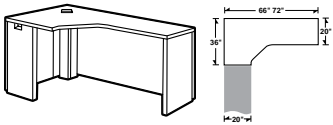
## Optional Specifications

Additional grommet position  
HP laminate  
Power block cut-out

## Accessories

Power block  
Keyboard tray  
Pencil tray

## LEFT EXTENDED CORNERS

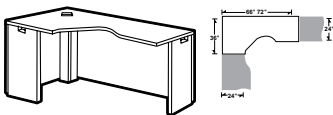


Left Extended Corner

MODEL#	DIMENSIONS D x W x H	FREIGHT CLASS	WT/LBS.	CUBIC FT.	LIST PRICE	HP ADD
A2072NFL	20-36 x 72 x 29	70	141	7	<b>\$890</b>	<b>\$387</b>
A2066NFL	20-36 x 66 x 29	70	135	7	<b>\$890</b>	<b>\$371</b>

Extended worksurface on right. **Narrow end panel on left. Full end panel on right.** Connects to 24"D space saver connectables and 20"D returns. **Full end panel cannot be connected.** Corner has one grommet. Predrilled to accept MPOKST2 or 22" keyboard trays. **Will not accept keyboard trays wider than 22"**. Shipped RTA (ready to assemble).

- **Modesty Panel is 1" off of ground.**

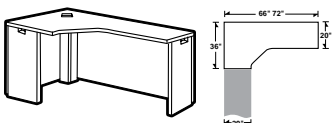


Left Extended Corner

A2472NNL	24-36 x 72 x 29	70	140	7	<b>\$903</b>	<b>\$387</b>
A2466NNL	24-36 x 66 x 29	70	134	7	<b>\$903</b>	<b>\$371</b>

Extended worksurface on right. **Narrow end panels on left and right.** Connects to 30"D space saver connectables, 24"D returns and 24"D connectable tables on either end. Corner has one grommet. Predrilled to accept MPOKST2 or 22" keyboard trays. **Will not accept keyboard trays wider than 22"**. Shipped RTA (ready to assemble).

- **Modesty Panel is 1" off of ground.**
- **A2466NNL cannot accept pedestals.**



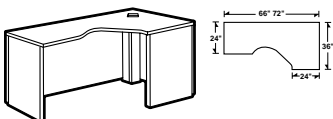
Left Extended Corner

A2072NNL	20-36 x 72 x 29	70	136	7	<b>\$878</b>	<b>\$387</b>
A2066NNL	20-36 x 66 x 29	70	130	7	<b>\$878</b>	<b>\$371</b>

Extended worksurface on right. **Narrow end panels on left and right.** Connects to 24"D space saver connectables and 20"D returns or bridge on either end. Corner has one grommet. Predrilled to accept MPOKST2 or 22" keyboard trays. **Will not accept keyboard trays wider than 22"**. Shipped RTA (ready to assemble).

- **Modesty Panel is 1" off of ground.**

## RIGHT EXTENDED CORNERS

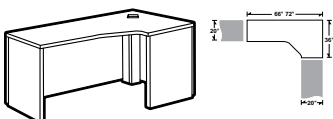


Right Extended Corner - Freestanding

A2472FFR	24-36 x 72 x 29	70	157	7	<b>\$966</b>	<b>\$387</b>
A2466FFR	24-36 x 66 x 29	70	151	7	<b>\$966</b>	<b>\$387</b>

Extended worksurface on left. **Full end panels on left and right. Cannot be connected on left or right, due to full end panel.** Corner has one grommet. Predrilled to accept MPOKST2 or 22" keyboard trays. **Will not accept keyboard trays wider than 22"**. Shipped RTA (ready to assemble).

- **Modesty Panel is 1" off of ground.**
- **A2466FFR cannot accept pedestals.**



Right Extended Corner

A2072FFR	20-36 x 72 x 29	70	147	7	<b>\$923</b>	<b>\$371</b>
A2066FFR	20-36 x 66 x 29	70	141	7	<b>\$923</b>	<b>\$371</b>

Extended worksurface on left. **Full end panels on left and right. Cannot be connected on left or right, due to full end panel.** Corner has one grommet. Predrilled to accept MPOKST2 or 22" keyboard trays. **Will not accept keyboard trays wider than 22"**. Shipped RTA (ready to assemble).

- **Modesty Panel is 1" off of ground.**

### Required Specifications

Top finish  
Base finish  
Edge detail

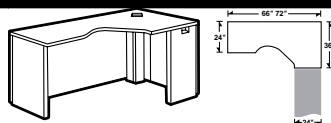
### Optional Specifications

Additional grommet position  
HP laminate  
Power block cut-out

### Accessories

Power block  
Keyboard tray  
Pencil tray

## RIGHT EXTENDED CORNERS

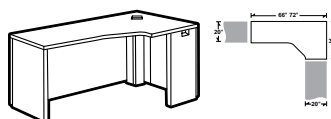


Right Extended Corner

MODEL#	D x W x H	FREIGHT CLASS	WT/LBS.	CUBIC FT.	LIST PRICE	HP ADD
A2472FNR	24-36 x 72 x 29	70	149	7	<b>\$934</b>	<b>\$387</b>
A2466FNR	24-36 x 66 x 29	70	142	7	<b>\$934</b>	<b>\$387</b>

Extended worksurface on left. **Narrow end panel on right. Full end panel on left.** Connects to 30"D space saver connectables, 24"D returns or 24"D connectable tables. **Full end panel cannot be connected.** Corner has one grommet. Predrilled to accept MPOKST2 or 22" keyboard trays. **Will not accept keyboard trays wider than 22"**. Shipped RTA (ready to assemble).

- **Modesty Panel is 1" off of ground.**
- **A2466FNR cannot accept pedestals.**

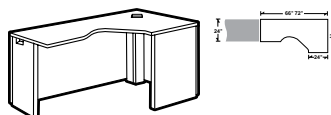


Right Extended Corner

A2072FNR	20-36 x 72 x 29	70	141	7	<b>\$890</b>	<b>\$371</b>
A2066FNR	20-36 x 66 x 29	70	135	7	<b>\$890</b>	<b>\$371</b>

Extended worksurface on left. **Narrow end panel on right. Full end panel on left.** Connects to 24"D space saver connectables, 20"D returns or 20"D connectable tables. **Full end panel cannot be connected.** Corner has one grommet. Predrilled to accept MPOKST2 or 22" keyboard trays. **Will not accept keyboard trays wider than 22"**. Shipped RTA (ready to assemble).

- **Modesty Panel is 1" off of ground.**

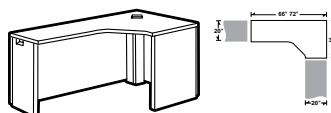


Right Extended Corner

A2472NFR	24-36 x 72 x 29	70	149	7	<b>\$934</b>	<b>\$387</b>
A2466NFR	24-36 x 66 x 29	70	142	7	<b>\$934</b>	<b>\$387</b>

Extended worksurface on left. **Narrow end panel on left. Full end panel on right.** Connects to 30"D space saver connectables, 24"D returns or 24"D connectable tables. **Full end panel cannot be connected.** Corner has one grommet. Predrilled to accept MPOKST2 or 22" keyboard trays. **Will not accept keyboard trays wider than 22"**. Shipped RTA (ready to assemble).

- **Modesty Panel is 1" off of ground.**
- **A2466NFR cannot accept pedestals.**

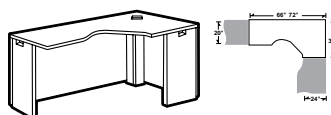


Right Extended Corner

A2072NFR	20-36 x 72 x 29	70	141	7	<b>\$890</b>	<b>\$387</b>
A2066NFR	20-36 x 66 x 29	70	135	7	<b>\$890</b>	<b>\$371</b>

Extended worksurface on left. **Narrow end panel on left. Full end panel on right.** Connects to 24"D space saver connectables and 20"D returns. **Full end panel cannot be connected.** Corner has one grommet. Predrilled to accept MPOKST2 or 22" keyboard trays. **Will not accept keyboard trays wider than 22"**. Shipped RTA (ready to assemble).

- **Modesty Panel is 1" off of ground.**



Right Extended Corner

A2472NNR	24-36 x 72 x 29	70	140	7	<b>\$903</b>	<b>\$387</b>
A2466NNR	24-36 x 66 x 29	70	133	7	<b>\$903</b>	<b>\$387</b>

Extended worksurface on left. **Narrow end panels on left and right.** Connects to 30"D space saver connectables, 24"D returns and 24"D connectable tables on either end. Corner has one grommet. Predrilled to accept MPOKST2 or 22" keyboard trays. **Will not accept keyboard trays wider than 22"**. Shipped RTA (ready to assemble).

- **Modesty Panel is 1" off of ground.**
- **A2466NNR cannot accept pedestals.**

## Required Specifications

Top finish  
Base finish  
Edge detail

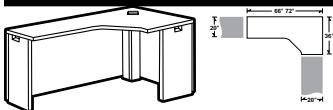
## Optional Specifications

Additional grommet position  
HP laminate  
Power block cut-out

## Accessories

Power block  
Keyboard tray  
Pencil tray

## RIGHT EXTENDED CORNERS



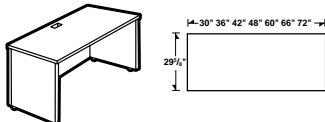
Right Extended Corner

MODEL#	DIMENSIONS D x W x H	FREIGHT CLASS	WT/LBS.	CUBIC FT.	LIST PRICE	HP ADD
A2072NNR	20-36 x 72 x 29	70	136	7	<b>\$878</b>	<b>\$387</b>
A2066NNR	20-36 x 66 x 29	70	130	7	<b>\$878</b>	<b>\$371</b>

Extended worksurface on left. **Narrow end panels on left and right.** Connects to 24"D space saver connectables and 20"D returns or bridge on either end. Corner has one grommet. Predrilled to accept MPOKST2 or 22" keyboard trays. **Will not accept keyboard trays wider than 22".** Shipped RTA (ready to assemble).

- Modesty Panel is 1" off of ground.

## FREESTANDING TABLES

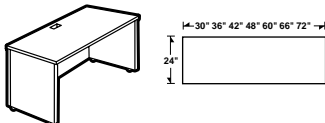


30" Deep Freestanding Table

A3072T	29.69 x 72 x 29	65	148	6	<b>\$740</b>	<b>\$362</b>
A3066T	29.69 x 66 x 29	65	140	6	<b>\$740</b>	<b>\$362</b>
A3060T	29.69 x 60 x 29	65	131	5.25	<b>\$676</b>	<b>\$336</b>
A3048T	29.69 x 48 x 29	70	116	5.25	<b>\$612</b>	<b>\$285</b>
A3042T	29.69 x 42 x 29	70	108	5.25	<b>\$612</b>	<b>\$258</b>
A3036T	29.69 x 36 x 29	65	97	4.30	<b>\$549</b>	<b>\$233</b>
A3030T	29.69 x 30 x 29	65	88	3.60	<b>\$517</b>	<b>\$207</b>

**Two full end panels. Cannot be connected on left or right side.** Grommet in worksurface. Shipped RTA (ready to assemble).

- Modesty Panel is 1" off of ground



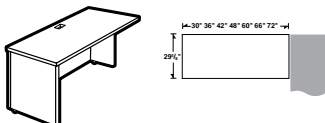
24" Deep Freestanding Table

A2472T	24 x 72 x 29	70	130	6	<b>\$676</b>	<b>\$269</b>
A2466T	24 x 66 x 29	70	123	6	<b>\$676</b>	<b>\$269</b>
A2460T	24 x 60 x 29	70	114	5.25	<b>\$612</b>	<b>\$248</b>
A2448T	24 x 48 x 29	65	99	4.30	<b>\$549</b>	<b>\$197</b>
A2442T	24 x 42 x 29	70	92	4.30	<b>\$549</b>	<b>\$165</b>
A2436T	24 x 36 x 29	70	84	4.20	<b>\$486</b>	<b>\$124</b>
A2430T	24 x 30 x 29	70	76	3.60	<b>\$453</b>	<b>\$124</b>

**Two full end panels. Cannot be connected on left or right side.** Grommet in worksurface. Shipped RTA (ready to assemble).

- Modesty Panel is 1" off of ground

## CONNECTABLE TABLES - LEFT

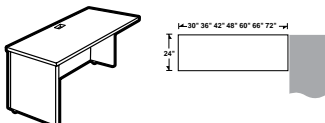


30" Deep Connectable Table - LEFT

A3072L	29.69 x 72 x 29	65	140	6	<b>\$714</b>	<b>\$362</b>
A3066L	29.69 x 66 x 29	70	132	6	<b>\$714</b>	<b>\$362</b>
A3060L	29.69 x 60 x 29	65	123	5.25	<b>\$653</b>	<b>\$336</b>
A3048L	29.69 x 48 x 29	65	105	4.30	<b>\$588</b>	<b>\$285</b>
A3042L	29.69 x 42 x 29	65	98	4.30	<b>\$588</b>	<b>\$258</b>
A3036L	29.69 x 36 x 29	70	88	4.20	<b>\$524</b>	<b>\$233</b>
A3030L	29.69 x 30 x 29	70	80	3.60	<b>\$493</b>	<b>\$207</b>

Full end panel on left. Right narrow end panel connects to 30"D center/right connectable table, or at 90° angle to a freestanding table; and "D" islands or "P" islands with "T" and "H" bases. Grommet in worksurface. Shipped RTA (ready to assemble).

- Modesty Panel is 1" off of ground.



24" Deep Connectable Table - LEFT

A2472L	24 x 72 x 29	70	121	6	<b>\$653</b>	<b>\$269</b>
A2466L	24 x 66 x 29	70	115	6	<b>\$653</b>	<b>\$269</b>
A2460L	24 x 60 x 29	70	106	5.25	<b>\$588</b>	<b>\$248</b>
A2448L	24 x 48 x 29	70	90	4.30	<b>\$524</b>	<b>\$197</b>
A2442L	24 x 42 x 29	70	82	3.80	<b>\$524</b>	<b>\$165</b>
A2436L	24 x 36 x 29	70	74	3.30	<b>\$461</b>	<b>\$124</b>
A2430L	24 x 30 x 29	70	68	3.60	<b>\$429</b>	<b>\$124</b>

Full end panel on left. Right narrow end panel connects to 24"D center/right connectable table, or at 90° angle to a freestanding table; 24"D extended corners, 42" 5-sided corners or at the end of a straight run; "D" islands or "P" islands with "T" and "H" bases. Grommet in worksurface. Shipped RTA (ready to assemble).

- Modesty Panel is 1" off of ground.

### Required Specifications

Top finish  
Base finish  
Edge detail

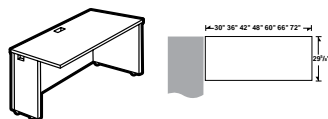
### Optional Specifications

Additional grommet position  
HP laminate  
Power block cut-out

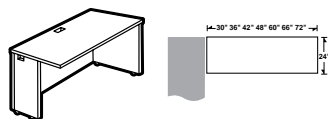
### Accessories

Power block  
Keyboard tray  
Pencil tray

## CONNECTABLE TABLES - RIGHT



30" Deep Connectable Table - RIGHT



24" Deep Connectable Table - RIGHT

## MODEL#

## DIMENSIONS

## FREIGHT CLASS

## WT./LBS.

## CUBIC FT.

## LIST PRICE

## HP ADD

## D x W x H

A3072R	29.69 x 72 x 29	65	140	6	<b>\$714</b>	<b>\$362</b>
A3066R	29.69 x 66 x 29	70	132	6	<b>\$714</b>	<b>\$362</b>
A3060R	29.69 x 60 x 29	65	123	5.25	<b>\$653</b>	<b>\$336</b>
A3048R	29.69 x 48 x 29	65	105	4.30	<b>\$588</b>	<b>\$285</b>
A3042R	29.69 x 42 x 29	65	98	4.30	<b>\$588</b>	<b>\$258</b>
A3036R	29.69 x 36 x 29	70	88	4.30	<b>\$524</b>	<b>\$233</b>
A3030R	29.69 x 30 x 29	70	80	3.60	<b>\$493</b>	<b>\$207</b>

Full end panel on **right**. Left narrow end panel connects to 30"D center/left connectable table, or at 90° angle to a freestanding table; "D" islands or "P" islands with "T" and "H" bases. Grommet in worksurface. Shipped RTA (ready to assemble).

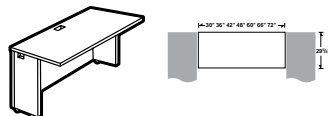
• Modesty Panel is 1" off of ground

A2472R	24 x 72 x 29	70	121	6	<b>\$653</b>	<b>\$269</b>
A2466R	24 x 66 x 29	70	115	6	<b>\$653</b>	<b>\$269</b>
A2460R	24 x 60 x 29	70	105	5.25	<b>\$588</b>	<b>\$248</b>
A2448R	24 x 48 x 29	70	90	4.30	<b>\$524</b>	<b>\$197</b>
A2442R	24 x 42 x 29	70	82	3.80	<b>\$524</b>	<b>\$165</b>
A2436R	24 x 36 x 29	70	74	3.30	<b>\$461</b>	<b>\$124</b>
A2430R	24 x 30 x 29	70	67	3.60	<b>\$429</b>	<b>\$124</b>

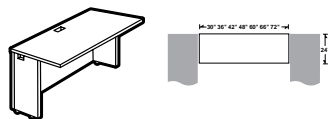
Full end panel on **right**. Left narrow end panel connects to 24"D center/left connectable table, or at 90° angle to a freestanding table; 24"D extended corners, 42" 5-sided corners or at the end of a straight run; "D" islands or "P" islands with "T" and "H" bases. Grommet in worksurface. Shipped RTA (ready to assemble).

• Modesty Panel is 1" off of ground

## CONNECTABLE TABLES



30" Deep Connectable Table



24" Deep Connectable Table

A3072N	29.69 x 72 x 29	70	131	6	<b>\$692</b>	<b>\$362</b>
A3066N	29.69 x 66 x 29	70	124	6	<b>\$692</b>	<b>\$362</b>
A3060N	29.69 x 60 x 29	70	114	5.25	<b>\$626</b>	<b>\$336</b>
A3048N	29.69 x 48 x 29	65	97	4.30	<b>\$563</b>	<b>\$285</b>
A3042N	29.69 x 42 x 29	65	89	3.80	<b>\$563</b>	<b>\$258</b>
A3036N	29.69 x 36 x 29	65	80	3.30	<b>\$500</b>	<b>\$233</b>
A3030N	29.69 x 30 x 29	70	71	3.60	<b>\$467</b>	<b>\$207</b>

Narrow end panels on both sides connects to 30"D worksurfaces; "D" islands or "P" islands with "T" and "H" bases; or at 90° angle to freestanding table(s). Grommet in worksurface. Shipped RTA (ready to assemble).

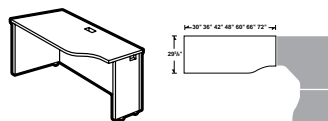
• Modesty Panel is 1" off of ground

A2472N	24 x 72 x 29	70	113	6	<b>\$626</b>	<b>\$269</b>
A2466N	24 x 66 x 29	70	105	6	<b>\$626</b>	<b>\$269</b>
A2460N	24 x 60 x 29	70	100	4.50	<b>\$563</b>	<b>\$248</b>
A2448N	24 x 48 x 29	70	82	4.30	<b>\$500</b>	<b>\$197</b>
A2442N	24 x 42 x 29	70	73	3.80	<b>\$500</b>	<b>\$165</b>
A2436N	24 x 36 x 29	70	66	3.30	<b>\$437</b>	<b>\$124</b>
A2430N	24 x 30 x 29	70	59	3.60	<b>\$403</b>	<b>\$124</b>

Narrow end panels on both sides connects to 24"D worksurfaces; "D" islands or "P" islands with "T" and "H" bases; or at 90° angle to freestanding table(s). Grommet in worksurface. Shipped RTA (ready to assemble).

• Modesty Panel is 1" off of ground

## SPACE SAVER CONNECTABLE TABLES - LEFT



30" Deep Space Saver Connectable Table - LEFT

A3072LK	29.69 x 72 x 29	70	133	6	<b>\$723</b>	<b>\$362</b>
A3066LK	29.69 x 66 x 29	70	126	6	<b>\$723</b>	<b>\$362</b>
A3060LK	29.69 x 60 x 29	70	117	5.25	<b>\$660</b>	<b>\$336</b>
A3048LK	29.69 x 48 x 29	65	100	4.30	<b>\$596</b>	<b>\$285</b>
A3042LK	29.69 x 42 x 29	65	92	3.80	<b>\$596</b>	<b>\$258</b>
A3036LK	29.69 x 36 x 29	70	83	4.30	<b>\$531</b>	<b>\$233</b>
A3030LK	29.69 x 30 x 29	70	74	3.60	<b>\$500</b>	<b>\$207</b>

**Full end panel on left.** Narrow right end panel connects to 24"D 5-sided corner unit. Grommet in worksurface. Shipped RTA (ready to assemble).

• Modesty Panel is 1" off of ground

• Keyboard and pencil trays for use on units 42" and above

## Required Specifications

Top finish  
Base finish  
Edge detail

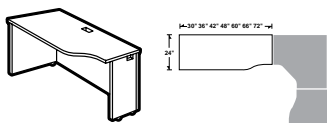
## Optional Specifications

Additional grommet position  
HP laminate  
Power block cut-out

## Accessories

Power block  
Keyboard tray  
Pencil tray

## SPACE SAVER CONNECTABLE TABLES - LEFT



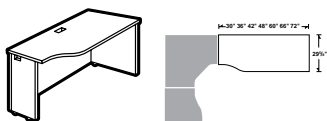
**24" Deep Space Saver Connectable Table - LEFT**

MODEL#	DIMENSIONS D x W x H	FREIGHT CLASS	WT/LBS.	CUBIC FT.	LIST PRICE	HP ADD
A2472LK	24 x 72 x 29	70	120	6	<b>\$660</b>	<b>\$269</b>
A2466LK	24 x 66 x 29	70	114	6	<b>\$660</b>	<b>\$269</b>
A2460LK	24 x 60 x 29	70	105	5.25	<b>\$596</b>	<b>\$248</b>
A2448LK	24 x 48 x 29	70	89	4.30	<b>\$531</b>	<b>\$197</b>
A2442LK	24 x 42 x 29	70	81	3.80	<b>\$531</b>	<b>\$165</b>
A2436LK	24 x 36 x 29	70	73	3.30	<b>\$467</b>	<b>\$124</b>
A2430LK	24 x 30 x 29	70	66	3.60	<b>\$437</b>	<b>\$124</b>

**Full end panel on left.** Narrow right end panel connects to 20"D 5-sided corner unit. Grommet in worksurface. Shipped RTA (ready to assemble).

- **Modesty Panel is 1" off of ground.**
- Keyboard and pencil trays for use on units 42" and above

## SPACE SAVER CONNECTABLE TABLES - RIGHT

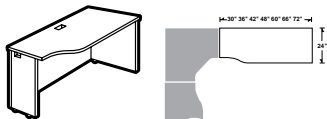


**30" Deep Space Saver Connectable Table - RIGHT**

A3072RK	29.69 x 72 x 29	70	133	6	<b>\$723</b>	<b>\$362</b>
A3066RK	29.69 x 66 x 29	70	126	6	<b>\$723</b>	<b>\$362</b>
A3060RK	29.69 x 60 x 29	70	117	5.25	<b>\$660</b>	<b>\$336</b>
A3048RK	29.69 x 48 x 29	65	100	4.30	<b>\$596</b>	<b>\$285</b>
A3042RK	29.69 x 42 x 29	65	91	3.80	<b>\$596</b>	<b>\$258</b>
A3036RK	29.69 x 36 x 29	70	83	4.30	<b>\$531</b>	<b>\$233</b>
A3030RK	29.69 x 30 x 29	70	74	3.60	<b>\$500</b>	<b>\$207</b>

**Full end panel on right.** Narrow right end panel connects to 24"D 5-sided corner unit. Grommet in worksurface. Shipped RTA (ready to assemble).

- **Modesty Panel is 1" off of ground**
- Keyboard and pencil trays for use on units 42" and above



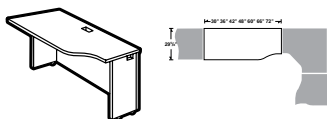
**24" Deep Space Saver Connectable Table - RIGHT**

A2472RK	24 x 72 x 29	70	120	6	<b>\$660</b>	<b>\$269</b>
A2466RK	24 x 66 x 29	70	114	6	<b>\$660</b>	<b>\$269</b>
A2460RK	24 x 60 x 29	70	105	5.25	<b>\$596</b>	<b>\$248</b>
A2448RK	30 x 48 x 29	70	89	4.30	<b>\$531</b>	<b>\$197</b>
A2442RK	24 x 42 x 29	70	81	3.80	<b>\$531</b>	<b>\$165</b>
A2436RK	24 x 36 x 29	70	73	3.30	<b>\$467</b>	<b>\$124</b>
A2430RK	24 x 30 x 29	70	66	3.60	<b>\$437</b>	<b>\$124</b>

**Full end panel on right.** Narrow right end panel connects to 20"D 5-sided corner unit. Grommet in worksurface. Shipped RTA (ready to assemble).

- **Modesty Panel is 1" off of ground.**
- Keyboard and pencil trays for use on units 42" and above

## SPACE SAVER CONNECTABLE TABLES



**30" Deep Space Saver Connectable Table**

A3072LN	29.69 x 72 x 29	70	125	6	<b>\$700</b>	<b>\$362</b>
A3066LN	29.69 x 66 x 29	70	117	6	<b>\$700</b>	<b>\$362</b>
A3060LN	29.69 x 60 x 29	70	108	5.25	<b>\$637</b>	<b>\$336</b>
A3048LN	29.69 x 48 x 29	70	91	4.30	<b>\$573</b>	<b>\$285</b>
A3042LN	29.69 x 42 x 29	70	83	3.80	<b>\$573</b>	<b>\$258</b>
A3036LN	29.69 x 36 x 29	70	74	3.30	<b>\$510</b>	<b>\$233</b>
A3030LN	29.69 x 30 x 29	70	66	3.60	<b>\$476</b>	<b>\$207</b>

**Narrow end panels on both sides.** Connects the **right end only to 24"D 5-sided corner unit**. Left end allows the continuation of additional connectable center or left connectable worksurface. Grommet in worksurface. Shipped RTA (ready to assemble).

- **Modesty Panel is 1" off of ground.**
- Keyboard and pencil trays for use on units 42" and above

### Required Specifications

Top finish  
Base finish  
Edge detail

### Optional Specifications

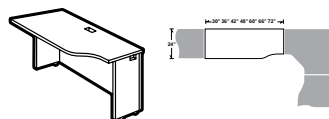
Additional grommet position  
HP laminate  
Power block cut-out

### Accessories

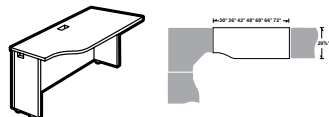
Power block  
Keyboard tray  
Pencil tray



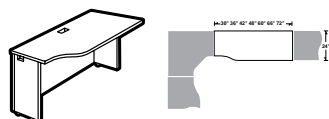
## SPACE SAVER CONNECTABLE TABLES



**24" Deep Space Saver  
Connectable Table**



**30" Deep Space Saver  
Connectable Table**



**24" Deep Space Saver  
Connectable Table**

MODEL#	DIMENSIONS	FREIGHT CLASS	WT/LBS.	CUBIC FT.	LIST PRICE	HP ADD
--------	------------	---------------	---------	-----------	------------	--------

## D x W x H

A2472LN	24 x 72 x 29	70	112	6	<b>\$637</b>	<b>\$269</b>
A2466LN	24 x 66 x 29	70	105	6	<b>\$637</b>	<b>\$269</b>
A2460LN	24 x 60 x 29	70	96	5.25	<b>\$573</b>	<b>\$248</b>
A2448LN	24 x 48 x 29	70	81	4.30	<b>\$510</b>	<b>\$197</b>
A2442LN	24 x 42 x 29	70	73	3.80	<b>\$510</b>	<b>\$165</b>
A2436LN	24 x 36 x 29	70	65	3.30	<b>\$446</b>	<b>\$124</b>
A2430LN	24 x 30 x 29	70	58	3.60	<b>\$414</b>	<b>\$124</b>

**Narrow end panels on both sides.** Connects the **right end only to 20"D 5-sided corner unit**. Left end allows the continuation of additional connectable center or left connectable worksurface. Grommet in worksurface. Shipped RTA (ready to assemble).

- **Modesty Panel is 1" off of ground.**
- *Keyboard and pencil trays for use on units 42" and above*

A3072RN	29.69 x 72 x 29	70	125	6	<b>\$700</b>	<b>\$362</b>
A3066RN	29.69 x 66 x 29	70	117	6	<b>\$700</b>	<b>\$362</b>
A3060RN	29.69 x 60 x 29	70	108	5.25	<b>\$637</b>	<b>\$336</b>
A3048RN	29.69 x 48 x 29	70	91	4.30	<b>\$573</b>	<b>\$285</b>
A3042RN	29.69 x 42 x 29	70	83	3.80	<b>\$573</b>	<b>\$258</b>
A3036RN	29.69 x 36 x 29	70	74	3.30	<b>\$510</b>	<b>\$233</b>
A3030RN	29.69 x 30 x 29	70	66	3.60	<b>\$476</b>	<b>\$207</b>

**Narrow end panels on both sides.** Connects the **left end only to 24"D 5-sided corner unit**. Right end allows the continuation of additional connectable center or right connectable worksurface. Grommet in worksurface. Shipped RTA (ready to assemble).

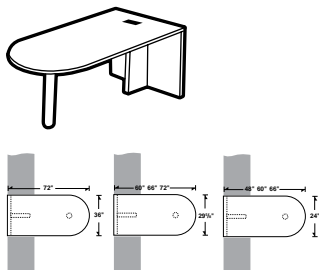
- **Modesty Panel is 1" off of ground.**
- *Keyboard and pencil trays for use on units 42" and above*

A2472RN	24 x 72 x 29	70	112	6	<b>\$637</b>	<b>\$269</b>
A2466RN	24 x 66 x 29	70	105	6	<b>\$637</b>	<b>\$269</b>
A2460RN	24 x 60 x 29	70	96	5.25	<b>\$573</b>	<b>\$248</b>
A2448RN	24 x 48 x 29	70	81	4.30	<b>\$510</b>	<b>\$197</b>
A2442RN	24 x 42 x 29	70	72	3.80	<b>\$510</b>	<b>\$165</b>
A2436RN	24 x 36 x 29	70	59	3.30	<b>\$446</b>	<b>\$124</b>
A2430RN	24 x 30 x 29	85	53	3.60	<b>\$414</b>	<b>\$124</b>

**Narrow end panels on both sides.** Connects the **left end only to 20"D 5-sided corner unit**. Right end allows the continuation of additional connectable center or right connectable worksurface. Grommet in worksurface. Shipped RTA (ready to assemble).

- **Modesty Panel is 1" off of ground.**
- *Keyboard and pencil trays for use on units 42" and above*

## "D" ISLANDS



**"D" Island - Full End Panel  
& Post (T-Base)**

A3672FI	36 x 72 x 29	85	124	8.50	<b>\$787</b>	<b>\$387</b>
A3072FI	29.69 x 72 x 29	85	107	7.50	<b>\$764</b>	<b>\$363</b>
A3066FI	29.69 x 66 x 29	85	102	7.50	<b>\$723</b>	<b>\$362</b>
A3060FI	29.69 x 60 x 29	85	96	6.76	<b>\$684</b>	<b>\$336</b>
A2466FI	24 x 66 x 29	85	90	7.50	<b>\$643</b>	<b>\$269</b>
A2460FI	24 x 60 x 29	85	84	6.76	<b>\$605</b>	<b>\$248</b>
A2448FI	24 x 48 x 29	85	74	5.76	<b>\$563</b>	<b>\$197</b>

Connects to narrow end panel. Attaching hardware included. Not freestanding. Grommet in worksurface. Shipped RTA (ready to assemble).

- Post is shipped in a separate carton. Standard in Black; Silver is available at no charge, please specify **SI**.

## Required Specifications

Top finish  
Base finish  
Edge detail

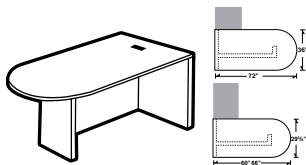
## Optional Specifications

Additional grommet position  
HP laminate  
Power block cut-out

## Accessories

Power block  
Keyboard tray  
Pencil tray

## "D" ISLANDS

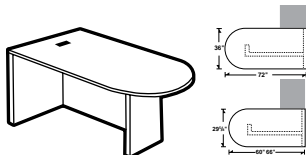


**"D" Island LEFT - Full Modesty Panel (H-Base)**

MODEL#	DIMENSIONS D x W x H	FREIGHT CLASS	WT/LBS.	CUBIC FT.	LIST PRICE	HP ADD
A3672FIL	36 x 72 x 29	70	139	7	<b>\$723</b>	<b>\$387</b>
A3066FIL	29.69 x 66 x 29	70	116	6	<b>\$643</b>	<b>\$362</b>
A3060FIL	29.69 x 60 x 29	70	106	5.25	<b>\$605</b>	<b>\$336</b>

Connects to the left side of a worksurface. Accommodates all 19" pedestals (freestanding, mobile and hanging pedestals). Grommet in worksurface. Shipped RTA (ready to assemble).

- Modesty Panel is 1" off of ground.

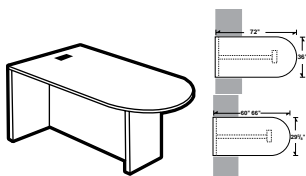


**"D" Island RIGHT - Full Modesty Panel (H-Base)**

A3672FIR	36 x 72 x 29	70	139	7	<b>\$723</b>	<b>\$387</b>
A3066FIR	29.69 x 66 x 29	70	116	6	<b>\$643</b>	<b>\$362</b>
A3060FIR	29.69 x 60 x 29	70	106	5.25	<b>\$605</b>	<b>\$336</b>

Connects to the right side of a worksurface. Accommodates all 19" pedestals (freestanding, mobile and hanging pedestals). Grommet in worksurface. Shipped RTA (ready to assemble).

- Modesty Panel is 1" off of ground.

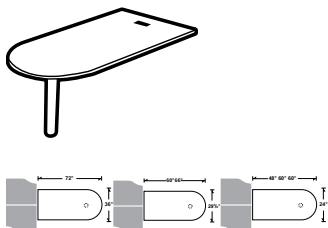


**"D" Island Center - Full Modesty Panel (H-Base)**

A3672FIC	36 x 72 x 29	70	139	7	<b>\$723</b>	<b>\$387</b>
A3066FIC	29.69 x 66 x 29	70	116	6	<b>\$643</b>	<b>\$362</b>
A3060FIC	29.69 x 60 x 29	70	106	5.25	<b>\$605</b>	<b>\$336</b>

Connects in between two worksurfaces. Will not accommodate pedestals. Grommet in worksurface. Shipped RTA (ready to assemble).

- Modesty Panel is 1" off of ground.



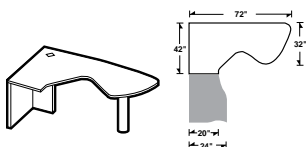
**Attachable "D" Island with Post**

A3672I	36 x 72 x 29	92.5	88	8.50	<b>\$684</b>	<b>\$387</b>
A3066I	29.69 x 66 x 29	100	71	7.50	<b>\$605</b>	<b>\$362</b>
A3060I	29.69 x 60 x 29	100	65	6.76	<b>\$563</b>	<b>\$336</b>
A2466I	24 x 66 x 29	100	63	7.50	<b>\$524</b>	<b>\$269</b>
A2460I	24 x 60 x 29	100	57	6.76	<b>\$486</b>	<b>\$248</b>
A2448I	24 x 48 x 29	100	47	5.76	<b>\$446</b>	<b>\$197</b>

Attaches to edge of worksurfaces. Attaching hardware included. Grommet in worksurface. Shipped RTA (ready to assemble).

- Post is shipped in a separate carton. Standard in Black; Silver is available at no charge, please specify **SIL**.

## EXTENDED CORNER ISLANDS



**Extended Corner Island - RIGHT**

A4272EIR	42-32 x 72 x 29	100	104	11.50	<b>\$944</b>	<b>\$516</b>
----------	-----------------	-----	-----	-------	--------------	--------------

Extended island worksurface on right. Connects to 20"D returns or 24"D space saver connectables on the left. **Not freestanding.** Predrilled to accept MPOKST2 or 22"-28" keyboard trays. Grommet in worksurface. Shipped RTA (ready to assemble).

- Post is shipped in separate carton. Standard in Black; Silver is available at no charge, please specify **SI**.

### Required Specifications

Top finish  
Base finish  
Edge detail  
Post finish\*

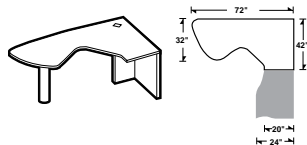
### Optional Specifications

Additional grommet position  
HP laminate  
Power block cut-out

### Accessories

Power block  
Keyboard tray  
Pencil tray

## EXTENDED CORNER ISLANDS



Extended Corner Island - LEFT

## MODEL#

## DIMENSIONS

## FREIGHT CLASS

## WT/LBS.

## CUBIC FT.

## LIST PRICE

## HP ADD

A4272EIL

42-32 x 72 x 29

100

104

11.50

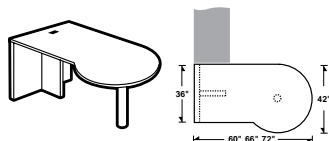
\$944

\$516

Extended island worksurface on left. Connects to 20"D returns or 24"D space saver connectables on the right. **Not freestanding.** Predrilled to accept MPOKST2 or 22"-28" keyboard trays. Grommet in worksurface. Shipped RTA (ready to assemble).

- Post is shipped in separate carton. Standard in Black; Silver is available at no charge, please specify **SI**.

## "P" ISLANDS



"P" Island LEFT - Full End Panel &amp; Post (T-Base)

A3672FPL

36-42 x 72 x 29

85

128

9.26

\$924

\$516

A3666FPL

36-42 x 66 x 29

85

122

8.76

\$844

\$516

A3660FPL

36-42 x 60 x 29

85

116

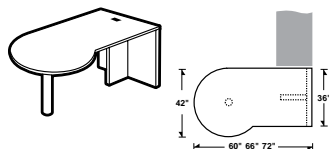
8

\$803

\$439

Connects to left side of worksurface. Attaching hardware included. **Not freestanding.** Grommet in worksurface. Shipped RTA (ready to assemble).

- Post is shipped in separate carton. Standard in Black; Silver is available at no charge, please specify **SI**.



"P" Island RIGHT - Full End Panel &amp; Post (T-Base)

A3672FPR

36-42 x 72 x 29

85

128

9.26

\$924

\$516

A3666FPR

36-42 x 66 x 29

85

122

8.76

\$844

\$516

A3660FPR

36-42 x 60 x 29

85

116

8

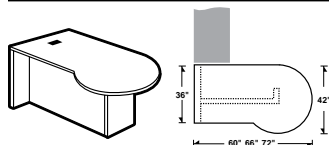
\$803

\$439

Connects to right side of worksurface. Attaching hardware included. **Not freestanding.** Grommet in worksurface. Shipped RTA (ready to assemble).

- Post is shipped in separate carton. Standard in Black; Silver is available at no charge, please specify **SI**.

## "P" ISLANDS WITH FULL MODESTY PANEL



"P" Island LEFT - Full Modesty Panel (H-Base)

A3672PL

36-42 x 72 x 29

70

143

7.75

\$844

\$516

A3666PL

36-42 x 66 x 29

70

136

7.25

\$764

\$516

A3660PL

36-42 x 60 x 29

70

126

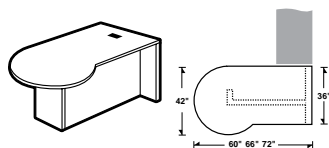
6.50

\$723

\$439

Connects to the left side of a worksurface. Accommodates all 19" pedestals (freestanding, mobile and hanging pedestals). Grommet in worksurface. Shipped RTA (ready to assemble).

- Modesty Panel is 1" off of ground.



"P" Island RIGHT - Full Modesty Panel (H-Base)

A3672PR

36-42 x 72 x 29

70

143

7.75

\$844

\$516

A3666PR

36-42 x 66 x 29

70

136

7.25

\$764

\$516

A3660PR

36-42 x 60 x 29

70

126

6.50

\$723

\$439

Connects to the right side of a worksurface. Accommodates all 19" pedestals (freestanding, mobile and hanging pedestals). Grommet in worksurface. Shipped RTA (ready to assemble).

- Modesty Panel is 1" off of ground.

## Required Specifications

Top finish  
Base finish  
Edge detail  
Post finish\*

## Optional Specifications

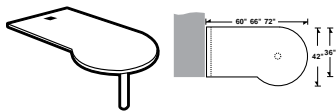
Additional grommet position  
HP laminate  
Power block cut-out

## Accessories

Power block  
Keyboard tray  
Pencil tray

# A ADAPTABILITIES®

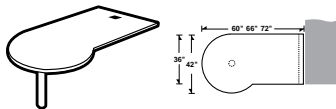
## "P" ISLANDS (ATTACHABLE)



**"P" Island LEFT with Post**

MODEL#	DIMENSIONS	FREIGHT CLASS	WT/LBS.	CUBIC FT.	LIST PRICE	HP ADD
	D x W x H					
A3672IPL	36-42 x 72 x 29	100	92	9.26	\$803	\$516
A3666IPL	36-42 x 66 x 29	100	86	8.76	\$723	\$516
A3660IPL	36-42 x 60 x 29	92.5	80	8	\$684	\$439

Attaches to edge of worksurfaces. Attaching hardware included. Grommet in worksurface. Shipped RTA (ready to assemble).  
 • Post is shipped in separate carton. Standard in Black; Silver is available at no charge, please specify **SI**.

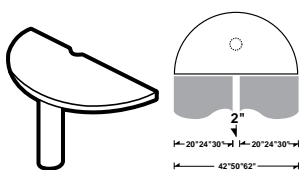


**"P" Island RIGHT with Post**

A3672IPR	36-42 x 72 x 29	100	92	9.26	<b>\$803</b>	<b>\$516</b>
A3666IPR	36-42 x 66 x 29	100	86	8.76	<b>\$723</b>	<b>\$516</b>
A3660IPR	36-42 x 60 x 29	92.5	80	8	<b>\$684</b>	<b>\$439</b>

Attaches to edge of worksurfaces. Attaching hardware included. Grommet in worksurface. Shipped RTA (ready to assemble).  
 • Post is shipped in separate carton. Standard in Black; Silver is available at no charge, please specify **SI**.

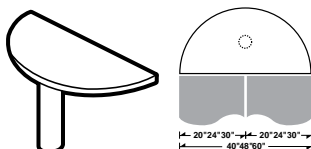
## RADIUS SPANNER ISLANDS



**Radius Spanner Island with Panel Cut-Out**

A62RS	31 x 62 x 29	100	59	6.76	<b>\$740</b>	<b>\$310</b>
A50RS	25 x 50 x 29	125	46	5.76	<b>\$643</b>	<b>\$258</b>
A42RS	21 x 42 x 29	125	41	5.26	<b>\$582</b>	<b>\$207</b>

Used to connect two back-to-back units of same depth with a panel. Includes monopost. Requires "L" bracket (model **MLB90**) for connection to full end panels. Shipped RTA (ready to assemble).  
 • MLB90 must be ordered separately - see page 519.  
 • Post is shipped in separate carton. Standard in Black; Silver is available at no charge, please specify **SI**.  
 • **Cannot accept keyboard trays or pencil tray**

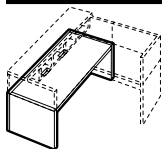


**Radius Spanner Island**

A60RS	29.69 x 60 x 29	100	56	5.76	<b>\$740</b>	<b>\$258</b>
A48RS	24 x 48 x 29	125	43	5.76	<b>\$643</b>	<b>\$207</b>
A40RS	20 x 40 x 29	125	40	5.26	<b>\$582</b>	<b>\$207</b>

Used to connect two back-to-back units of same depth. Includes monopost. Requires "L" bracket (model **MLB90**) for connection to full end panels. Shipped RTA (ready to assemble).  
 • MLB90 must be ordered separately - see page 519.  
 • Post is shipped in separate carton. Standard in Black; Silver is available at no charge, please specify **SI**.  
 • **Cannot accept keyboard trays or pencil tray**

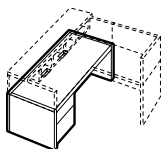
## RECEPTION DESKS



**Lower Desk Unit**

A3072RD	29.69 x 72 x 29	70	149	7	<b>\$803</b>	<b>\$362</b>
---------	-----------------	----	-----	---	--------------	--------------

**No pedestals.** Two grommets in worksurface. Shipped RTA (ready to assemble).  
 • Cannot be used with Divide.



**Single Pedestal Lower Desk Unit - LEFT**

A3072RDL	29.69 x 72 x 29	150	222	43.75	<b>\$1163</b>	<b>\$362</b>
A3060RDL	30 x 60 x 29	150	201	36	<b>\$1003</b>	<b>\$336</b>

Box/file pedestal on **left** with lock. Two grommets in worksurface.  
 • Cannot be used with Divide.

### Required Specifications

Top finish  
 Base finish (not radius spanner islands)  
 Post finish\*\*  
 Edge detail

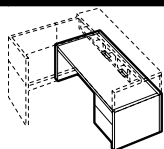
### Optional Specifications

Additional grommet position\*  
 HP laminate\*  
 Power block cut-out\*

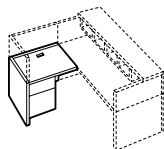
### Accessories

Power block\*  
 Keyboard tray\*  
 Pencil tray\*

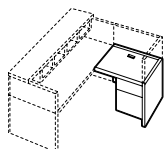
## RECEPTION DESKS



Single Pedestal Lower Desk Unit - RIGHT



Reception Return - LEFT



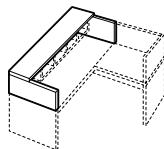
Reception Return - RIGHT



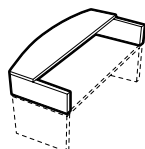
Reception Return - LEFT



Reception Return - RIGHT



Transaction Counter



Bow Front Transaction Counter

MODEL#	DIMENSIONS	FREIGHT CLASS	WT/LBS.	CUBIC FT.	LIST PRICE	HP ADD
--------	------------	---------------	---------	-----------	------------	--------

## D x W x H

A3072RDR	29.69 x 72 x 29	150	222	43.75	<b>\$1163</b>	<b>\$362</b>
A3060RDR	30 x 60 x 29	150	201	36	<b>\$1003</b>	<b>\$336</b>

Box/file pedestal on **right** with lock. Two grommets in worksurface.

- Cannot be used with Divide.

A2442RRL	24 x 42 x 29	125	131	21.25	<b>\$764</b>	<b>\$165</b>
----------	--------------	-----	-----	-------	--------------	--------------

Box/file pedestal on **left** with lock. Grommet in worksurface.

- Cannot be used with Divide.
- **Cannot accept keyboard trays or pencil tray**

A2442RRR	24 x 42 x 29	125	131	21.25	<b>\$764</b>	<b>\$165</b>
----------	--------------	-----	-----	-------	--------------	--------------

Box/file pedestal on **right** with lock. Grommet in worksurface.

- Cannot be used with Divide.
- **Cannot accept keyboard trays or pencil tray**

A2442KRL	24 x 42 x 29	70	83	3.80	<b>\$563</b>	<b>\$165</b>
----------	--------------	----	----	------	--------------	--------------

**No pedestal.** Grommet in worksurface.

- Cannot be used with Divide.

A2442KRR	24 x 42 x 29	70	83	3.80	<b>\$563</b>	<b>\$165</b>
----------	--------------	----	----	------	--------------	--------------

**No pedestal.** Grommet in worksurface.

- Cannot be used with Divide.

A3072URD	29.69 x 72 x 13.75	70	67	4.30	<b>\$486</b>	<b>\$207</b>
A3060URD	30 x 60 x 13.75	65	59	2.60	<b>\$456</b>	<b>\$207</b>

For main reception desk. Shipped RTA (ready to assemble). Depth of reception top is 12".

- Reception top units are to be used only with lower reception units. Tops have mini-fix fasteners to attach the reception top units.

A3072URB	29.69-36 x 72 x 13.75	70	72	4.30	<b>\$659</b>	<b>\$258</b>
----------	-----------------------	----	----	------	--------------	--------------

For main reception desk. To be used on A3072RD, A3072RDL or A3072RDR. Shipped RTA (ready to assemble). Depth of reception bow top is 12-15".

- Reception top units are to be used only with desks listed. Tops have mini-fix fasteners to attach the reception top units.

## Required Specifications

Top finish  
Base finish  
Edge detail

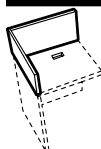
## Optional Specifications

Additional grommet position\*  
HP laminate\*  
Power block cut-out\*

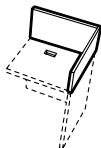
## Accessories

Power block\*  
Keyboard tray\*  
Pencil tray\*

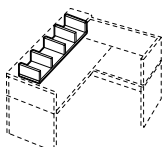
## RECEPTION DESKS



**Return Screen Unit - LEFT**



**Return Screen Unit - RIGHT**



**Desk Top Organizer**

MODEL#	DIMENSIONS D x W x H	FREIGHT CLASS	WT/LBS.	CUBIC FT.	LIST PRICE	HP ADD
--------	-------------------------	---------------	---------	-----------	------------	--------

A2442URL	24 x 42 x 12.75	85	27	2	<b>\$245</b>	N/A
----------	-----------------	----	----	---	--------------	-----

To be used on top of left reception return (A2442RRL/KRL). Shipped RTA (ready to assemble).

- Reception top units are to be used only with returns listed. Tops have mini-fix fasteners to attach the reception top units.

A2442URR	24 x 42 x 12.75	85	27	2	<b>\$245</b>	N/A
----------	-----------------	----	----	---	--------------	-----

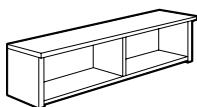
To be used on top of right reception return (A2442RRR/KRR). Shipped RTA (ready to assemble).

- Reception top units are to be used only with returns listed. Tops have mini-fix fasteners to attach the reception top units.


A11720RD	11 x 52 x 6	100	22	2.60	<b>\$164</b>	N/A
----------	-------------	-----	----	------	--------------	-----

To be used under transaction counter. Black (BK) finish only. Shipped RTA (ready to assemble).

## WALL/PANEL MOUNT OVERSTORAGE UNITS



**Overstorage Unit**



**Hanging Bracket**

A00S60	15 x 60 x 16	70	86	5.25	<b>\$603</b>	N/A
A00S48	15 x 48 x 16	70	70	4.30	<b>\$493</b>	N/A
A00S42	15 x 42 x 16	70	62	3.80	<b>\$486</b>	N/A
A00S36	15 x 36 x 16	70	56	3.30	<b>\$429</b>	N/A
A00S30	15 x 30 x 16	70	48	3	<b>\$401</b>	N/A

Standard with pre-mounted "J" bracket for wall mount applications. Can be hung on GPS II panels with optional **ABR1** hanging bracket. One fixed shelf, closed back. Uses standard Adaptabilities Hutch Doors. Shipped RTA (ready to assemble).

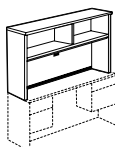
- **NOTE:** Care should be taken to mount the units. Units should be mounted to wall studs using correct fasteners. Failure to do so may result in collapse of the unit and subsequent personal injury. **Mounting hardware not included.** Mounting hardware used should be based on wall material. Consult an installation professional for proper wall mounting.

ABR1	--	70	1	.01	<b>\$70</b>	N/A
------	----	----	---	-----	-------------	-----

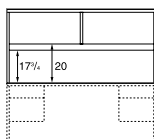
Used to hang overstorage unit on GPS II Panels. Accommodates maximum 1 ½" thick panels. Set includes two hanging brackets, spacing plates and screws.

- Additional hardware and panels may be needed for stability. Floor mounts are required for panel installation.

## OPEN HUTCHES



**Open Hutch with Closed Back**



A72HOCB	15 x 72 x 36	125	175	28.25	<b>\$865</b>	N/A
A71HOCB	15 x 71.69 x 36	125	175	28.25	<b>\$865</b>	N/A
A66HOCB	15 x 66 x 36	125	164	26	<b>\$827</b>	N/A
A60HOCB	15 x 60 x 36	125	151	23.75	<b>\$764</b>	N/A

One fixed shelf and fixed shelf divider. Closed back features a grommet and flexible sweep for wire management. All hutches shipped pre-assembled. \***A71HOCB** for use when spanning 30" x 60/66" SPL/R and 20/24" x 42" FL/FR/L4/R4.

- Clearance from worksurface to valance is 17 ¾"; clearance from worksurface to hutch doors is 20".
- Woodgrain runs horizontal on both the upper and lower back panels.

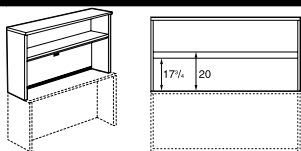
### Required Specifications

Top finish  
Base finish\*  
Edge detail\*

### Optional Specifications

Doors\*

## PIGEON-HOLE STORAGE



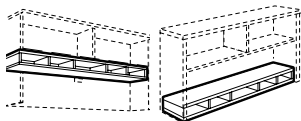
Open Hutch with Closed Back

MODEL#	DIMENSIONS D x W x H	FREIGHT CLASS	WT/LBS.	CUBIC FT.	LIST PRICE	HP ADD
A48HOCB	15 x 48 x 36	125	124	19	<b>\$605</b>	N/A
A42HOCB	15 x 42 x 36	125	111	16.75	<b>\$605</b>	N/A
A36HOCB	15 x 36 x 36	125	99	14.50	<b>\$524</b>	N/A
A30HOCB	15 x 30 x 36	125	88	12.25	<b>\$486</b>	N/A

One fixed shelf. Closed back features a grommet and flexible sweep for wire management. All hutches shipped pre-assembled.

- Clearance from worksurface to valance is 17 3/4"; clearance from worksurface to hutch doors is 20".
- Woodgrain runs horizontal on both the upper and lower back panels.

## PIGEON-HOLE STORAGE

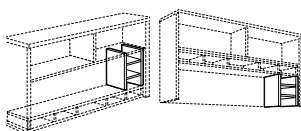


Horizontal Pigeon-Hole Storage

AHS72	11.25 x 70 x 5.62	85	41	3	<b>\$508</b>	N/A
AHS71	11.25 x 71 x 5.62	70	43.50	2.30	<b>\$508</b>	N/A
AHS66	11.25 x 64 x 5.62	85	38	2.80	<b>\$508</b>	N/A
AHS60	11.25 x 58 x 5.62	85	35	2.50	<b>\$416</b>	N/A
AHS48	11.25 x 46 x 5.62	85	28	2	<b>\$306</b>	N/A
AHS42	11.25 x 40 x 5.62	85	24	2	<b>\$306</b>	N/A
AHS36	11.25 x 34 x 5.62	92.5	22	2	<b>\$250</b>	N/A

For additional storage. Can be **top** or **bottom** mounted. For use inside hutch. Shipped RTA (ready to assemble).

- **Cannot be used on A00S and C00S Overstorage Units.**
- Black finish is standard. Brushed Cobalt is available at no charge, please specify as **BRC**.



Vertical Pigeon-Hole Storage

AVS14	11.25 x 13.37 x 14.37	85	13	.90	<b>\$317</b>	N/A
-------	-----------------------	----	----	-----	--------------	-----

For use in conjunction with the Horizontal Pigeon-Hole Storage. Can be used under or over horizontal unit. Shipped RTA (ready to assemble).

- Black finish is standard. Brushed Cobalt is available at no charge, please specify as **BRC**.

## CORNER HUTCHES

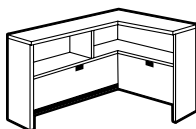


Corner Hutch with Closed Back

A42CH	15 x 42 x 36	65	144	6.25	<b>\$1020</b>	N/A
A36CH	15 x 36 x 36	65	125	4.80	<b>\$859</b>	N/A

One fixed shelf. Closed back features a grommet in both back panels and flexible sweep for wire management. Shipped RTA (ready to assemble).

- Woodgrain runs horizontal on both the upper and lower back panels.



RIGHT Corner Hutch with Closed Back

A3672CHR	15 x 36-72 x 36	65	186	7	<b>\$1123</b>	N/A
A3666CHR	15 x 36-66 x 36	65	177	7	<b>\$1082</b>	N/A

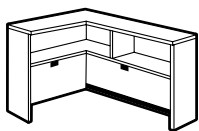
One fixed shelf and shelf divider on left side. Closed back features a grommet in both back panels and flexible sweep for wire management on the left side. Shipped RTA (ready to assemble).

- Woodgrain runs horizontal on both the upper and lower back panels.

## Required Specifications

Top finish  
Base finish\*  
Edge detail\*

## CORNER HUTCHES



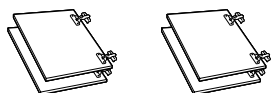
**LEFT Corner Hutch with Closed Back**

MODEL#	DIMENSIONS D x W x H	FREIGHT CLASS	WT/LBS.	CUBIC FT.	LIST PRICE	HP ADD
A3672CHL	15 x 36-72 x 36	65	186	7.25	<b>\$1123</b>	N/A
A3666CHL	15 x 36-66 x 36	65	177	7.25	<b>\$1082</b>	N/A

One fixed shelf and shelf divider on right side. Closed back features a grommet in both back panels and flexible sweep for wire management on the right side. Shipped RTA (ready to assemble).

- Woodgrain runs horizontal on both the upper and lower back panels.


## HUTCH DOORS



**Four-Door Kit**

ADOOR72	.69 x 17.75 x 15	85	25	1.80	<b>\$317</b>	N/A
ADOOR71	.69 x 17.12 x 15	85	25	1.80	<b>\$317</b>	N/A
ADOOR66	.69 x 16.75 x 15	85	24	1.80	<b>\$317</b>	N/A
ADOOR60	.69 x 14.75 x 15	85	22	1.80	<b>\$317</b>	N/A


For use on 72", 71", 66" and 60"W straight hutches. Hinges included. Locks available, ADD \$95.00 each lock. Doors for units 60" wide or more require two locks.



**Two-Door Kit**

ADOOR48	.69 x 23.5 x 15	92.5	18	1.80	<b>\$205</b>	N/A
ADOOR42	.69 x 20.5 x 15	100	17	1.80	<b>\$205</b>	N/A
ADOOR36	.69 x 17.5 x 15	100	15	1.80	<b>\$205</b>	N/A
ADOOR30	.69 x 14.5 x 15	125	13	1.80	<b>\$205</b>	N/A

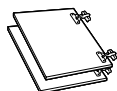
For use on 48", 42" 36" and 30"W straight hutches. Hinges included. Locks available, ADD \$95.00 each lock. Doors for units 48" wide or less require one lock.



**Corner Hutch Four-Door Kit**

ADOOR72C	.69 x 0 x 15	70	27	1.80	<b>\$403</b>	N/A
ADOOR66C	.69 x 0 x 15	85	25	1.80	<b>\$367</b>	N/A

For use on 72" and 66"W corner hutches. Hinges included. Locks not available on corner hutch doors.



**Corner Hutch Two-Door Kit**

ADOOR42C	.69 x 26.5 x 15	92.5	20	1.80	<b>\$349</b>	N/A
ADOOR36C	.69 x 21.5 x 15	100	17	1.80	<b>\$228</b>	N/A

For use on 42" and 36"W corner hutches. Hinges included. Locks not available on corner hutch doors.

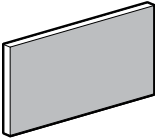
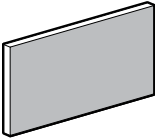
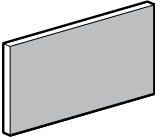
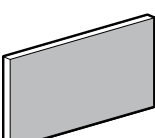
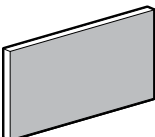
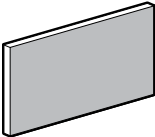
### Required Specifications

Top finish  
Base finish (only hutches)  
Edge detail\*

### Optional Specifications

Doors\*  
Handles\*

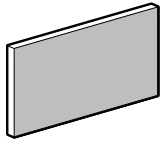


TACKBOARDS FOR HUTCHES	MODEL#	DIMENSIONS	FREIGHT CLASS	WT./LBS.	CUBIC FT.	FABRIC GRADE	LIST PRICE
 Tackboard	D x W x H						
	<b>TACKBOARD</b> Notes: Tackboards can be upholstered in all of the following fabrics:						
	<b>Grade 1:</b> Agate II, Drama, Jenny, Pebbles, Quilt, Sprinkle, Station, Urban						
	<b>Grade 2:</b> Couture, Crescent, Imprint, Lola, Match, Renewal, Replay, Silhouette						
	<b>Grade 3:</b> Anchorage, Brinx, Mariposa						
	<b>Grade 4:</b> Accent						
	<b>Grade 5:</b> Meander, Tracery, Universe						
 Tackboard	ATB7016	1 x 70 x 15	92.5	7	.65	1	\$312
						2	\$371
						3	\$414
						4	\$485
						5	\$558
	For use on <b>A72HOCB</b> straight hutch. Includes mounting screws and covers.						
 Tackboard	ATB6916	1 x 69.5 x 15	92.5	7	.65	1	\$312
						2	\$371
						3	\$415
						4	\$485
						5	\$558
	For use on <b>A71HOCB</b> straight hutch. Includes mounting screws and covers.						
 Tackboard	ATB6416	1 x 64 x 15	100	6.40	.65	1	\$307
						2	\$359
						3	\$400
						4	\$459
						5	\$528
	For use on <b>A66HOCB</b> straight hutch. Includes mounting screws and covers.						
 Tackboard	ATB5816	1 x 58 x 15	92.5	5.80	.54	1	\$300
						2	\$352
						3	\$391
						4	\$454
						5	\$523
	For use on <b>A60HOCB</b> straight hutch. Includes mounting screws and covers.						
 Tackboard	ATB4616	1 x 46 x 15	92.5	4.60	.43	1	\$208
						2	\$249
						3	\$278
						4	\$325
						5	\$374
	For use on <b>A48HOCB</b> straight hutch. Includes mounting screws and covers.						
 Tackboard	ATB4016	1 x 40 x 15	100	4	.42	1	\$202
						2	\$236
						3	\$262
						4	\$303
						5	\$348
	For use on <b>A42HOCB</b> straight hutch. Includes mounting screws and covers.						

Required Specifications

Fabric

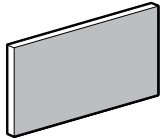
## TACKBOARDS FOR HUTCHES



Tackboard

MODEL#	DIMENSIONS D x W x H	FREIGHT CLASS	WT/LBS.	CUBIC FT.	FABRIC GRADE	LIST PRICE
ATB3416	1 x 34 x 15	150	3.40	.85	1	<b>\$196</b>
					2	<b>\$229</b>
					3	<b>\$255</b>
					4	<b>\$292</b>
					5	<b>\$337</b>

For use on **A36HOCB** straight hutch. Includes mounting screws and covers.

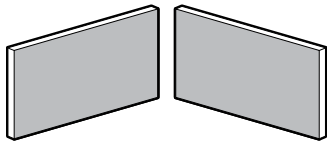


Tackboard

ATB2816	1 x 28 x 15	125	2.80	.43	1	<b>\$189</b>
					2	<b>\$216</b>
					3	<b>\$236</b>
					4	<b>\$265</b>
					5	<b>\$306</b>

For use on **A30HOCB** straight hutch. Includes mounting screws and covers.

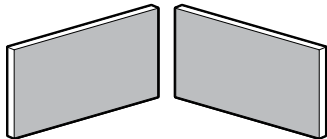
## TACKBOARDS FOR CORNER HUTCHES



Tackboard

ATB72CH	1 x 33-72 x 15 70 w x 15¾ h	125	9.94	1.30	1	<b>\$483</b>
					2	<b>\$543</b>
					3	<b>\$587</b>
					4	<b>\$657</b>
					5	<b>\$755</b>

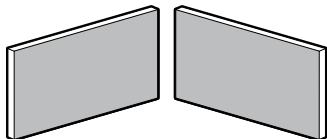
For use on **A3672CHR/L corner** hutch. Includes mounting screws and covers.



Tackboard

ATB66CH	1 x 33-64 x 15 64 w x 15¾ h	125	9.40	1.30	1	<b>\$475</b>
					2	<b>\$527</b>
					3	<b>\$570</b>
					4	<b>\$629</b>
					5	<b>\$723</b>

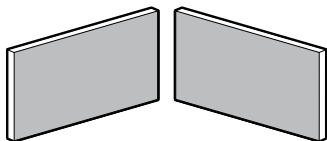
For use on **A3666CHR/L corner** hutch. Includes mounting screws and covers.



Tackboard

ATB42CH	1 x 39-40 x 15	100	7.70	.85	1	<b>\$379</b>
					2	<b>\$415</b>
					3	<b>\$449</b>
					4	<b>\$496</b>
					5	<b>\$571</b>

For use on **A42CH corner** hutch. Includes mounting screws and covers.



Tackboard

ATB36CH	1 x 33-34 x 15	125	6.60	.85	1	<b>\$364</b>
					2	<b>\$399</b>
					3	<b>\$426</b>
					4	<b>\$477</b>
					5	<b>\$550</b>

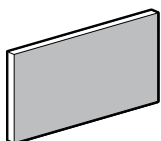
For use on **A36CH corner** hutch. Includes mounting screws and covers.

### Required Specifications

Fabric - Tackboards

Finish - Transaction Top

## WALL MOUNTED TACKBOARDS



Wall Mounted Tackboard

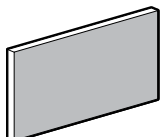
MODEL#	DIMENSIONS	FREIGHT CLASS	WT/LBS.	CUBIC FT.	FABRIC GRADE	LIST PRICE
--------	------------	---------------	---------	-----------	--------------	------------

## D x W x H

AWHT3019	1.25 x 30 x 19	125	6.30	1	1	<b>\$242</b>
					2	<b>\$278</b>
					3	<b>\$321</b>
					4	<b>\$368</b>
					5	<b>\$423</b>

For use under **A00S30** overstorage unit. Standard with pre-mounted "J" bracket for wall mount applications. There will be a 1.75" clearance between the top of the tackboard and bottom of the overhead, and a .25" clearance between the bottom of the tackboard and the worksurface.

- **NOTE:** Care should be taken to mount the units. Units should be mounted to wall studs using correct fasteners. Failure to do so may result in collapse of the unit and subsequent personal injury. **Mounting hardware not included.** Mounting hardware used should be based on wall material. Consult an installation professional for proper wall mounting.

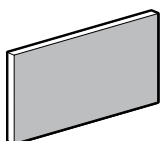


Wall Mounted Tackboard

AWHT3619	1.25 x 36 x 19	125	7.60	1	1	<b>\$269</b>
					2	<b>\$310</b>
					3	<b>\$356</b>
					4	<b>\$409</b>
					5	<b>\$470</b>

For use under **A00S36** overstorage unit. Standard with pre-mounted "J" bracket for wall mount applications. There will be a 1.75" clearance between the top of the tackboard and bottom of the overhead, and a .25" clearance between the bottom of the tackboard and the worksurface.

- **NOTE:** Care should be taken to mount the units. Units should be mounted to wall studs using correct fasteners. Failure to do so may result in collapse of the unit and subsequent personal injury. **Mounting hardware not included.** Mounting hardware used should be based on wall material. Consult an installation professional for proper wall mounting.

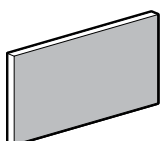


Wall Mounted Tackboard

AWHT4219	1.25 x 42 x 19	100	8.90	1	1	<b>\$313</b>
					2	<b>\$360</b>
					3	<b>\$414</b>
					4	<b>\$475</b>
					5	<b>\$546</b>

For use under **A00S42** overstorage unit. Standard with pre-mounted "J" bracket for wall mount applications. There will be a 1.75" clearance between the top of the tackboard and bottom of the overhead, and a .25" clearance between the bottom of the tackboard and the worksurface.

- **NOTE:** Care should be taken to mount the units. Units should be mounted to wall studs using correct fasteners. Failure to do so may result in collapse of the unit and subsequent personal injury. **Mounting hardware not included.** Mounting hardware used should be based on wall material. Consult an installation professional for proper wall mounting.



Wall Mounted Tackboard

AWHT4819	1.25 x 48 x 19	92.5	10.10	1	1	<b>\$340</b>
					2	<b>\$391</b>
					3	<b>\$449</b>
					4	<b>\$517</b>
					5	<b>\$594</b>

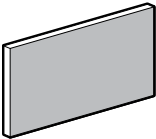
For use under **A00S48** overstorage unit. Standard with pre-mounted "J" bracket for wall mount applications. There will be a 1.75" clearance between the top of the tackboard and bottom of the overhead, and a .25" clearance between the bottom of the tackboard and the worksurface.

- **NOTE:** Care should be taken to mount the units. Units should be mounted to wall studs using correct fasteners. Failure to do so may result in collapse of the unit and subsequent personal injury. **Mounting hardware not included.** Mounting hardware used should be based on wall material. Consult an installation professional for proper wall mounting.

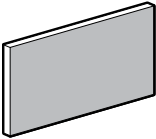
## Required Specifications

Fabric

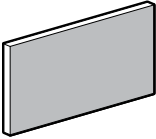
WALL MOUNTED TACKBOARDS



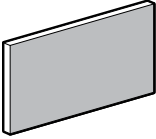
Wall Mounted Tackboard



Wall Mounted Tackboard



Wall Mounted Tackboard



Wall Mounted Tackboard

MODEL#	DIMENSIONS	FREIGHT CLASS	WT/LBS.	CUBIC FT.	FABRIC GRADE	LIST PRICE
	D x W x H					
AWHT6019	1.25 x 60 x 19	125	12.70	1.80	1	\$421
					2	\$485
					3	\$557
					4	\$641
					5	\$736

For use under **A00S60** overstorage unit. Standard with pre-mounted “J” bracket for wall mount applications. There will be a 1.75” clearance between the top of the tackboard and bottom of the overhead, and a .25” clearance between the bottom of the tackboard and the worksurface.

- **NOTE:** Care should be taken to mount the units. Units should be mounted to wall studs using correct fasteners. Failure to do so may result in collapse of the unit and subsequent personal injury. **Mounting hardware not included.** Mounting hardware used should be based on wall material. Consult an installation professional for proper wall mounting.

AWHT6619	1.25 x 66 x 19	125	13.90	1.80	1	\$447
					2	\$515
					3	\$591
					4	\$680
					5	\$782

For use under **multiple** Adaptabilities wall mounted overstorage units. Standard with pre-mounted “J” bracket for wall mount applications. There will be a 1.75” clearance between the top of the tackboard and bottom of the overhead, and a .25” clearance between the bottom of the tackboard and the worksurface.

- **NOTE:** Care should be taken to mount the units. Units should be mounted to wall studs using correct fasteners. Failure to do so may result in collapse of the unit and subsequent personal injury. **Mounting hardware not included.** Mounting hardware used should be based on wall material. Consult an installation professional for proper wall mounting.

AWHT7219	1.25 x 72 x 19	100	15.20	1.80	1	\$491
					2	\$564
					3	\$649
					4	\$747
					5	\$858

For use under **multiple** Adaptabilities wall mounted overstorage units. Standard with pre-mounted “J” bracket for wall mount applications. There will be a 1.75” clearance between the top of the tackboard and bottom of the overhead, and a .25” clearance between the bottom of the tackboard and the worksurface.

- **NOTE:** Care should be taken to mount the units. Units should be mounted to wall studs using correct fasteners. Failure to do so may result in collapse of the unit and subsequent personal injury. **Mounting hardware not included.** Mounting hardware used should be based on wall material. Consult an installation professional for proper wall mounting.

AWHT7819	1.25 x 78 x 19	100	16.50	1.80	1	\$518
					2	\$595
					3	\$684
					4	\$787
					5	\$905

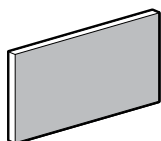
For use under **multiple** Adaptabilities wall mounted overstorage units. Standard with pre-mounted “J” bracket for wall mount applications. There will be a 1.75” clearance between the top of the tackboard and bottom of the overhead, and a .25” clearance between the bottom of the tackboard and the worksurface.

- **NOTE:** Care should be taken to mount the units. Units should be mounted to wall studs using correct fasteners. Failure to do so may result in collapse of the unit and subsequent personal injury. **Mounting hardware not included.** Mounting hardware used should be based on wall material. Consult an installation professional for proper wall mounting.

Required Specifications

Fabric

## ACCESSORY PIECES



Wall Mounted Tackboard

MODEL#	D x W x H	DIMENSIONS	FREIGHT CLASS	WT/LBS.	CUBIC FT.	LIST PRICE	HP ADD
AWHT8419	1.25 x 84 x 19	100	17.70	1.80	1	\$561	
					2	\$646	
					3	\$742	
					4	\$854	
					5	\$982	

For use under **multiple** Adaptabilities wall mounted overstorage units. Standard with pre-mounted "J" bracket for wall mount applications. There will be a 1.75" clearance between the top of the tackboard and bottom of the overhead, and a .25" clearance between the bottom of the tackboard and the worksurface.

- **NOTE:** Care should be taken to mount the units. Units should be mounted to wall studs using correct fasteners. Failure to do so may result in collapse of the unit and subsequent personal injury. **Mounting hardware not included.** Mounting hardware used should be based on wall material. Consult an installation professional for proper wall mounting.

## ACCESSORY PIECES



Mixed Drawer Cabinet - LEFT

A2036MDL	20 x 36 x 29	92.5	162	15.50	\$1528	\$124
A2436MDL	24 x 36 x 29	100	176	18.25	\$1552	\$124

Two box drawers on **right**, one file drawer on **left** and one lateral file drawer on bottom. File on lateral file drawers locking. 1 pencil tray. Front-to-back filing bars.

- Black handles are standard. Silver is available at no charge, please specify as **SI**.
- To comply with ANSI/BIFMA stability tests, the Lateral File Counter Weight Kit (model LFCWKIT36 - pg. 40) MUST be used.
- *File drawer construction is for accommodating hanging files NOT for stacking materials on the drawer bottom.*



Mixed Drawer Cabinet - RIGHT

A2036MDR	20 x 36 x 29	92.5	162	15.50	\$1528	\$124
A2436MDR	24 x 36 x 29	100	176	18.25	\$1552	\$124

Two box drawers on **left**, one file drawer on **right** and one lateral file drawer on bottom. File on lateral file drawers locking. 1 pencil tray. Front-to-back filing bars.

- Black handles are standard. Silver is available at no charge, please specify as **SI**.
- To comply with ANSI/BIFMA stability tests, the Lateral File Counter Weight Kit (model LFCWKIT36 - pg. 40) MUST be used.
- *File drawer construction is for accommodating hanging files NOT for stacking materials on the drawer bottom.*



Mixed Drawer Cabinet Shell - LEFT

A2036MDLS	19.25 x 36 x 28	100	137	15	\$1490	N/A
A2436MDLS	23.25 x 36 x 28	100	150	18	\$1515	N/A

For use **under 29"H limited single pedestal desks, workstations or limited single pedestal credenzas. Unfinished top, no back.** Two box drawers on **right**, one file drawer on **left** and one lateral file drawer on bottom. File and lateral file drawers locking. 1 pencil tray. Front-to-back filing bars.

- Black handles are standard. Silver is available at no charge, please specify as **SI**.
- *File drawer construction is for accommodating hanging files NOT for stacking materials on the drawer bottom.*
- *For 24" deep worksurfaces, order **A2436MDLS**. For 20" deep worksurfaces, order **A2036MDLS**.*

## Required Specifications

Fabric\*  
Top finish\*\*  
Handle finish  
Base finish

## Optional Specifications

Edge  
Key # (not tackboards)

## ACCESSORY PIECES

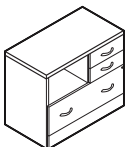


**Mixed Drawer Cabinet Shell - RIGHT**

MODEL#	DIMENSIONS D x W x H	FREIGHT CLASS	WT/LBS.	CUBIC FT.	LIST PRICE	HP ADD
A2036MDRS	19.25 x 36 x 28	100	137	15	<b>\$1490</b>	N/A
A2436MDRS	23.25 x 36 x 28	100	150	18	<b>\$1515</b>	N/A

For use **under 29"H limited single pedestal desks, workstations or limited single pedestal credenzas. Unfinished top, no back.** Two box drawers on **left**, one file drawer on **right** and one lateral file drawer on bottom. File and lateral file drawers locking. 1 pencil tray. Front-to-back filing bars.

- Black handles are standard. Silver is available at no charge, please specify as **SI**.
- File drawer construction is for accommodating hanging files **NOT** for stacking materials on the drawer bottom.
- For 24" deep worksurfaces, order **A2436MDRS**. For 20" deep worksurfaces, order **A2036MDRS**.



**Mixed Storage Cabinet**

A2436MSC	24 x 36 x 29	100	163	18.25	<b>\$1142</b>	<b>\$124</b>
A2036MSC	20 x 36 x 29	100	147	15.50	<b>\$1056</b>	<b>\$124</b>

Features open storage compartment with access grommet on back. 2 box drawers and 1 lateral file drawer, all locking. 1 pencil tray. Front-to-back filing bars.

- To comply with ANSI/BIFMA stability tests, the Lateral File Counter Weight Kit (model LFCWKIT36 - pg. 40) MUST be used.
- Black handles are standard. Silver is available at no charge, please specify as **SI**.
- File drawer construction is for accommodating hanging files **NOT** for stacking materials on the drawer bottom.



**Mixed Storage Cabinet Shell**

A2436MSCS	23.25 x 36 x 28	100	121	14.90	<b>\$1113</b>	N/A
A2036MSCS	19.25 x 36 x 28	125	136	17.45	<b>\$1026</b>	N/A

For use **under 29"H limited single pedestal desks, workstations or limited single pedestal credenzas. Unfinished top, no back.** Features open storage compartment with access grommet on back. 2 box drawers and 1 lateral file drawer, all locking. 1 pencil tray. Front-to-back filing bars.

- Black handles are standard. Silver is available at no charge, please specify as **SI**.
- File drawer construction is for accommodating hanging files **NOT** for stacking materials on the drawer bottom.
- For 24" deep worksurfaces, order **A2436MSCS**. For 20" deep worksurfaces, order **A2036MSCS**.

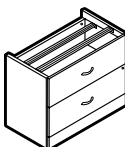


**2 Drawer Lateral File**

A2036LF	20 x 36 x 29	100	145	15.50	<b>\$944</b>	<b>\$124</b>
---------	--------------	-----	-----	-------	--------------	--------------

Two full suspension drawers. Front-to-back and side-to-side letter/legal filing capability with lock. Anti-lock tilt suspension.

- To comply with ANSI/BIFMA stability tests, the Lateral File Counter Weight Kit (model LFCWKIT36 - pg. 40) MUST be used.
- Black handles are standard. Silver is available at no charge, please specify as **SI**.
- File drawer construction is for accommodating hanging files **NOT** for stacking materials on the drawer bottom.



**2 Drawer Lateral File Shell**

A2436S2	24 x 36 x 28.5	125	114	18	<b>\$1143</b>	N/A
A2036S2	20 x 36 x 28.5	125	104	14.75	<b>\$1143</b>	N/A

For use **under 29"H limited single pedestal desks, workstations or limited single pedestal credenzas. No top or back.** Two full suspension locking drawers with **steel drawer interior**. Side-to-side file bars included. Anti-lock tilt suspension.

- Black handles are standard. Silver is available at no charge, please specify as **SI**.
- For 24" deep worksurfaces, order **A2436S2**. For 20" deep worksurfaces, order **A2036S2**.
- For front-to-back file bars order **FBB**; See "FBB" on page 747.

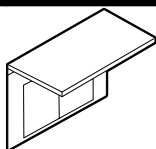
### Required Specifications

Top finish (not shells)  
Base finish  
Handles  
Edge detail\*

### Optional Specifications

Key #  
HP laminate (not shells)

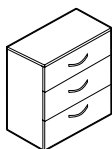
## ACCESSORY PIECES

**2 Drawer Lateral File Top and Back**

MODEL#	DIMENSIONS D x W x H	FREIGHT CLASS	WT/LBS.	CUBIC FT.	LIST PRICE	HP ADD
ALF24TB	24 x 36 x 29	65	82	3.30	<b>\$390</b>	<b>\$156</b>
ALF20TB	20 x 36 x 29	65	78	3.30	<b>\$390</b>	<b>\$156</b>

For use with Lateral File Shell. Counterweights included. Shipped RTA (ready to assemble).

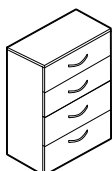
- Use **ALF24TB** for model A2436S2. Use **ALF20TB** for model A2036S2.

**3 Drawer Lateral File**

A2036S3	20 x 36 x 37.75	92.5	219	20	<b>\$1643</b>	<b>\$124</b>
---------	-----------------	------	-----	----	---------------	--------------

Three full suspension locking drawers with **steel drawer interior**. Side-to-side file bars included. Anti-lock tilt suspension.

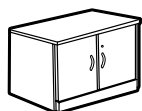
- Black handles are standard. Silver is available at no charge, please specify as **SI**.
- For front-to-back file bars order **FBB**; See "FBB" on page 747.

**4 Drawer Lateral File**

A2036S4	20 x 36 x 49.5	92.5	267	25.75	<b>\$2068</b>	<b>\$124</b>
---------	----------------	------	-----	-------	---------------	--------------

Four full suspension locking drawers with **steel drawer interior**. Side-to-side file bars included. Anti-lock tilt suspension.

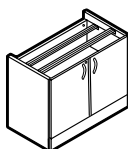
- Black handles are standard. Silver is available at no charge, please specify as **SI**.
- For front-to-back file bars order **FBB**; See "FBB" on page 747.

**Storage Cabinet**

A2036SC	20 x 36 x 29	125	121	15.50	<b>\$723</b>	<b>\$124</b>
---------	--------------	-----	-----	-------	--------------	--------------

Self-closing hinged doors cover one adjustable shelf. Standard with lock.

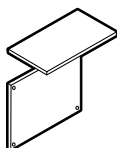
- Black handles are standard. Silver is available at no charge, please specify as **SI**.

**Storage Cabinet Shell**

A2436SCS	23.25 x 36 x 28.5	150	106	18	<b>\$624</b>	N/A
A2036SCS	19.25 x 36 x 28.5	125	91	14.75	<b>\$624</b>	N/A

For use **under 29" H limited single pedestal desks, workstations or limited single pedestal credenzas. No top or back**. Self-closing hinged doors cover one adjustable shelf. Standard with lock.

- Black handles are standard. Silver is available at no charge, please specify as **SI**.
- For 24" deep worksurfaces, order **A2436SCS**. For 20" deep worksurfaces, order **A2036SCS**.

**Storage Cabinet Top and Back**

ASC24TB	24 x 36 x 29	85	49	3.30	<b>\$264</b>	<b>\$156</b>
ASC20TB	20 x 36 x 29	85	45	3.30	<b>\$264</b>	<b>\$156</b>

For use with **Storage Cabinet Shell**. Shipped RTA (ready to assemble).

- Use **ASC24TB** for model A2436SCS/MSCS; use **ASC20TB** for model A2036SCS/MSCS.

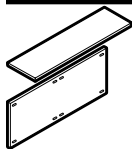
**Required Specifications**

Top finish (not shells)  
Base finish  
Handles  
Edge (not A2xxxSCS)

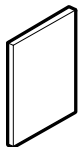
**Optional Specifications**

Key #  
HP laminate

## ACCESSORY PIECES



**Credenza Top and Back**



**Full Leg**



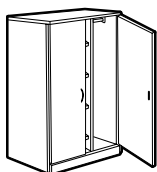
**Personal Tower**



**Personal Tower**



**Vertical Storage/Lateral File Cabinet**



**Storage Wardrobe Cabinet**

MODEL#	DIMENSIONS D x W x H	FREIGHT CLASS	WT/LBS.	CUBIC FT.	LIST PRICE	HP ADD
A2472TB	24 x 72 x 29	70	95	6	<b>\$540</b>	<b>\$269</b>
A2072TB	20 x 72 x 29	85	87	6	<b>\$540</b>	<b>\$258</b>

For use with the following: **two Lateral File Shells**, or **two Storage Cabinet Shells**, or **two Mixed Storage Cabinet Shells**, or any combination. May also be used with **one Lateral File Shell plus one Full Leg**, or **one Storage Cabinet/Mixed Storage Cabinet Shell plus one Full Leg**. Shipped RTA (ready to assemble).

- For 24" deep worksurfaces, order **A2472TB**. For 20" deep worksurfaces, order **A2072TB**.

A24FL	24 x 1 x 28	92.5	20	1.70	<b>\$189</b>	N/A
A20FL	20 x 1 x 28	65	16	.60	<b>\$189</b>	N/A

For use at **either end of A24/2072TB Credenza Top and Back** to create a kneespace. Non-handed; can be used left or right. Shipped RTA (ready to assemble).

- For 24" deep worksurfaces, order **A24FL**. For 20" deep worksurfaces, order **A20FL**.

A24PTFF	24 x 24 x 65	100	219	27	<b>\$1883</b>	N/A
A20PTFF	20 x 24 x 65	100	198	22.75	<b>\$1883</b>	N/A

Includes 7" wardrobe section with a hanging rod; storage section with one adjustable shelf; and file section with **two file drawers**. Locks are keyed alike. Upper lock secures wardrobe and storage section. Lower lock secures both file drawers.

- Black handles are standard. Silver is available at no charge, please specify as **SI**.

A24PTBBF	24 x 24 x 65	125	213	27	<b>\$1883</b>	N/A
A20PTBBF	20 x 24 x 65	100	193	22.75	<b>\$1883</b>	N/A

Includes 7" wardrobe section with a hanging rod; storage section with one adjustable shelf; and file section with **box-box-file drawers**. Locks are keyed alike. Upper lock secures wardrobe and storage section. Lower lock secures all drawers.

- Black handles are standard. Silver is available at no charge, please specify as **SI**.

A3665VSL	20 x 36 x 65	100	273	33	<b>\$1761</b>	N/A
----------	--------------	-----	-----	----	---------------	-----

Contains storage area with one adjustable shelf behind a self-closing hinged door, plus two full suspension file drawers. Lateral file drawers lock.

- File drawer construction is for accommodating hanging files NOT for stacking materials on the drawer bottom.
- Black handles are standard. Silver is available at no charge, please specify as **SI**.

A2436DI	24 x 36 x 65	70	254	11.50	<b>\$2177</b>	N/A
A3665DI	20 x 36 x 65	70	237	11.50	<b>\$1922</b>	N/A

Includes 16" hanging rod on one side and four adjustable shelves on the other. Lock. Shipped RTA (ready to assemble).

- Black handles are standard. Silver is available at no charge, please specify as **SI**.

### Required Specifications

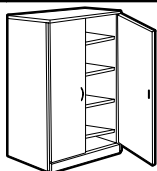
Top finish  
Base finish  
Handles (only personal towers)  
Edge detail\*

### Optional Specifications

Key # (not credenzas or full leg)  
HP laminate (tops and backs)



## ACCESSORY PIECES

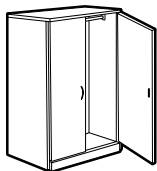


Storage Cabinet

MODEL#	DIMENSIONS	FREIGHT CLASS	WT/LBS.	CUBIC FT.	LIST PRICE	HP ADD
	D x W x H					
A2436SH	24 x 36 x 65	65	280	11.50	<b>\$1917</b>	N/A
A3665SH	20 x 36 x 65	65	261	11.50	<b>\$1680</b>	N/A

Includes four adjustable shelves. Lock. Shipped RTA (ready to assemble).

- Black handles are standard. Silver is available at no charge, please specify as **SI**.

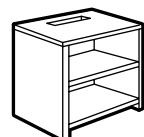


Wardrobe Cabinet

A2436ROD	24 x 36 x 65	70	205	11.50	<b>\$2075</b>	N/A
A3665ROD	20 x 36 x 65	70	198	11.50	<b>\$1761</b>	N/A

Includes full width hanging rod. Lock. Shipped RTA (ready to assemble).

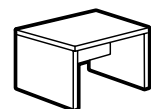
- Black handles are standard. Silver is available at no charge, please specify as **SI**.



Printer Table

A2430PT	24 x 30 x 29	65	108	4.30	<b>\$723</b>	<b>\$124</b>
---------	--------------	----	-----	------	--------------	--------------

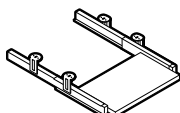
Includes two fixed shelves, cut-back top shelf allows paper to fall onto lower shelf. Shipped RTA (ready to assemble).



Magazine Table

A2248MT	22 x 48 x 18	85	61	4.30	<b>\$403</b>	<b>\$176</b>
A2222MT	22 x 22 x 18	85	40	3	<b>\$324</b>	<b>\$93</b>

Shipped RTA (ready to assemble).

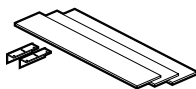


Pull-Out Keyboard

APOKL28	17 x 28 x 3.5	85	13	.90	<b>\$245</b>	N/A
APOKL22	17 x 22 x 3.5	85	12	.90	<b>\$221</b>	N/A

Constructed of thermofused laminate. **APOKL28** will accommodate keyboard and mousepad. **APOKL28** will only fit on a single pedestal desk, freestanding table, or **A42205C**. Please specify color from available finishes listed on pg. 11.

- **APOKL28** will not fit extended corners or **A42245C**, **A36205C** 5-sided corners.



Counter Weight Kit

LFCWKIT36	6 x 33 x 1	60	40	.25	<b>\$533</b>	N/A
-----------	------------	----	----	-----	--------------	-----

3 metal plates. Plates mount to the underside of any 36" wide Lateral File or Mixed Storage/Drawer cabinet. Includes mounting hardware. Must be ordered separately. Field installed.

- To comply with ANSI/BIFMA stability tests, the Lateral File Counter Weight Kit MUST be used with the appropriate Lateral Files and Mixed Storage Cabinets.

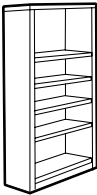
## Required Specifications

Top finish  
Base finish  
Handles  
Edge detail

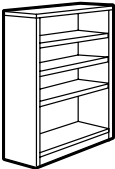
## Optional Specifications

Key #  
HP laminate (only printer / magazine table)

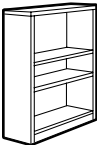
BOOKCASES



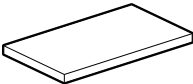
Bookcase - 72" High\*



Bookcase - 65" High\*



Bookcase - 48" High\*



Bookcase Shelf

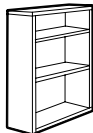
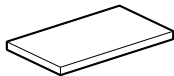


Table Top Bookcase



Bookcase Shelf

MODEL#	DIMENSIONS D x W x H	FREIGHT CLASS	WT/LBS.	CUBIC FT.	LIST PRICE	HP ADD
ABC72	12 x 36 x 72	125	170	23	<b>\$865</b>	N/A

One fixed heavy duty shelf and **three adjustable shelves**. Shipped fully assembled.

ABC65	12 x 36 x 65	125	150	21	<b>\$844</b>	N/A
-------	--------------	-----	-----	----	--------------	-----

One fixed heavy duty shelf and **two adjustable shelves**. Shipped fully assembled.

ABC48	12 x 36 x 48	125	116	15.75	<b>\$643</b>	N/A
-------	--------------	-----	-----	-------	--------------	-----

**Two adjustable shelves**. Shipped fully assembled.

ABCSHELF	12 x 34 x 1	100	13	1.50	<b>\$161</b>	N/A
----------	-------------	-----	----	------	--------------	-----

Extra shelf for bookcases. 1" thick.

A3636TBC	15 x 36 x 36	125	111	17	<b>\$552</b>	N/A
ADOOR3636	.69 x 36 x 36	125	35	4.50	<b>\$278</b>	N/A

To be placed on top of 36" w lateral file or storage cabinet. Two adjustable shelves.

- For a set of doors, order **ADOOR3636**
- Locks available on ADOOR3636. ADD \$95.00 each lock.

ATBC36SH	13.25 x 34 x 1	100	16	1.70	<b>\$153</b>	N/A
----------	----------------	-----	----	------	--------------	-----

Extra shelf for TABLE TOP bookcases. 1" thick.

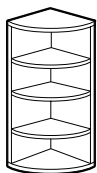
**Required Specifications**

Top finish\*

Base finish\*

Edge detail\*

## END SHELVES

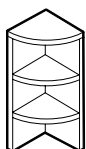


End Shelf - 65" High

MODEL#	DIMENSIONS D x W x H	FREIGHT CLASS	WT/LBS.	CUBIC FT.	LIST PRICE	HP ADD
A2465ESHL	24 x 24 x 65	65	136	5	<b>\$908</b>	N/A
A2065ESHL	20 x 20 x 65	65	113	5	<b>\$764</b>	N/A
A2465ESHR	24 x 24 x 65	65	136	5	<b>\$908</b>	N/A
A2065ESHR	20 x 20 x 65	65	113	5	<b>\$764</b>	N/A

For use at end of **wardrobe/storage, vertical storage cabinets, and personal towers**. Four fixed shelves. Shipped RTA (ready to assemble). **Specify left or right.**

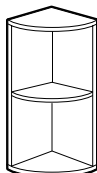
- For 24" deep cabinet, order **A2465ESH**. For 20" deep cabinet, order **A2065ESH**.



End Shelf - 36" High

A1536ESHL	15 x 15 x 36	85	44	3.30	<b>\$367</b>	N/A
A1536ESHR	15 x 15 x 36	85	44	3.30	<b>\$367</b>	N/A

For use at end of **hutches**. Two fixed shelves. To be used on top of **A3029ESHL/R, A2429ESHL/R or A2029ESHL/R**. Shipped RTA (ready to assemble). **Specify left or right.**

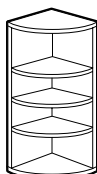


End Shelf - 29" High

A3029ESHL	30 x 30 x 29	70	104	5.25	<b>\$643</b>	<b>\$207</b>
A2429ESHL	24 x 24 x 29	70	77	4.30	<b>\$524</b>	<b>\$104</b>
A2029ESHL	20 x 20 x 29	70	60	3.80	<b>\$446</b>	<b>\$83</b>
A3029ESHR	30 x 30 x 29	70	104	5.25	<b>\$643</b>	<b>\$207</b>
A2429ESHR	24 x 24 x 29	70	77	4.30	<b>\$524</b>	<b>\$104</b>
A2029ESHR	20 x 20 x 29	70	60	3.80	<b>\$446</b>	<b>\$83</b>

For use at end of **worksurfaces**. Two fixed shelves. Shipped RTA (ready to assemble). **Specify left or right.**

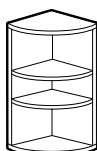
- For 30" deep worksurface, order **A3029ESH**. For 24" deep worksurface, order **A2429ESH**.  
For 20" deep worksurface, order **A2029ESH**.



End Shelf - 49 1/2" High

A2049ESHL	20 x 20 x 49.5	65	94	3.80	<b>\$672</b>	N/A
A2049ESHR	20 x 20 x 49.5	65	94	3.80	<b>\$672</b>	N/A

For use at end of **A2036S4 4-high lateral file**. Four fixed shelves. Shipped RTA (ready to assemble). **Specify left or right.**



End Shelf - 37 3/4" High

A2037ESHL	20 x 20 x 37.75	70	77	5	<b>\$489</b>	N/A
A2037ESHR	20 x 20 x 37.75	70	77	5	<b>\$489</b>	N/A

For use at end of **A2036S3 3-high lateral file**. Three fixed shelves. Shipped RTA (ready to assemble). **Specify left or right.**

## Required Specifications

Top finish  
Base finish  
Edge detail

## Optional Specifications

HP Laminate (End Shelf, 29"h)

## PEDESTALS

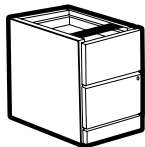


**Freestanding Pedestal**

MODEL#	DIMENSIONS D x W x H	FREIGHT CLASS	WT/LBS.	CUBIC FT.	LIST PRICE	HP ADD
AFPBBF19	19 x 16 x 28	100	68	7.25	<b>\$787</b>	N/A
AFPBBF22	22 x 16 x 28	100	72	8.25	<b>\$806</b>	N/A
AFPBBF28	28 x 16 x 28	100	88	10.25	<b>\$838</b>	N/A

For use under a freestanding worksurface (20", 24" or 30"); attaches to worksurface top. No top and unfinished back. Two box and one file drawer. One pencil tray. File drawer and lower box drawer are locking.

- *Cannot be used with **A2466** extended corners.*
- *When used with Connectable Tables (e.g. A2472T) bottom rear of pedestal will show because of the modesty on table units*

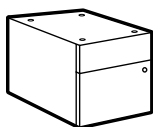


**Freestanding Pedestal**

AFPFF19	19 x 16 x 28	100	67	7.25	<b>\$852</b>	N/A
AFPFF22	22 x 16 x 28	100	75	8.25	<b>\$864</b>	N/A
AFPFF28	28 x 16 x 28	100	89	10.25	<b>\$911</b>	N/A

For use under a freestanding worksurface (20", 24" or 30"); attaches to worksurface top. No top and unfinished back. Two file drawers. Locking.

- *Cannot be used with **A2466** extended corners.*
- *When used with Connectable Tables (e.g. A2472T) bottom rear of pedestal will show because of the modesty on table units*



**Hanging Pedestal**

AHPBF18	18 x 16 x 18	92.5	48	4.50	<b>\$549</b>	N/A
---------	--------------	------	----	------	--------------	-----

For use under a freestanding worksurface (20", 24" or 30"); attaches to worksurface top. No top and unfinished back. One box and one file drawer. One pencil tray. Locking. 18" high.

- *Cannot be used with **A2466** extended corners.*
- *When used with Connectable Tables (e.g. A2472T) bottom rear of pedestal will show because of the modesty on table units*




**Mobile Pedestal\***

AMPBBF19	19 x 16 x 28	85	96	6.50	<b>\$822</b>	<b>\$156</b>
AMPBBF22	23 x 16 x 28	92.5	92	7.75	<b>\$831</b>	<b>\$154</b>
AMPBBF28	29 x 16 x 28	92.5	105	9.50	<b>\$864</b>	<b>\$156</b>

Pedestal on casters. Front casters lock. Fits under worksurfaces and is easily moved. Two box and one file drawer. One pencil tray. File drawer and lower box drawer are locking. Includes counterweight to prevent tipping.

- *Cannot be used with **A2466** extended corners.*

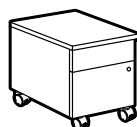


**Mobile Pedestal\***

AMPFF19	19 x 16 x 28	85	97	6.50	<b>\$885</b>	<b>\$156</b>
AMPFF22	23 x 16 x 28	85	95	7.75	<b>\$898</b>	<b>\$156</b>
AMPFF28	29 x 16 x 28	92.5	106	9.50	<b>\$944</b>	<b>\$156</b>

Pedestal on casters. Front casters lock. Fits under worksurfaces and is easily moved. Two file drawers. Locking. Includes counterweight to prevent tipping.

- *Cannot be used with **A2466** extended corners.*



**Mobile Pedestal\***

AMPBF19	19 x 16 x 22	85	77	5.25	<b>\$723</b>	<b>\$156</b>
AMPBF22	23 x 16 x 22	85	73	6	<b>\$740</b>	<b>\$156</b>
AMPBF28	29 x 16 x 22	92.5	83	7.50	<b>\$760</b>	<b>\$156</b>

Pedestal on casters. Front casters lock. Fits under worksurfaces and is easily moved. One box and one file drawer. One pencil tray. Locking. 22" high. Includes counterweight to prevent tipping.

### Required Specifications

Top finish  
Base finish\*

### Optional Specifications

Key #  
HP laminate (mobile pedestal)  
Handle

## BOARDROOM TABLES

MODEL#	DIMENSIONS	FREIGHT CLASS	WT./LBS.	CUBIC FT.	LIST PRICE	HP ADD
--------	------------	---------------	----------	-----------	------------	--------

## D x W x H



Boardroom Table - Round Top\*

A48R	48 x 48 x 1.5	85	95	7.50	<b>\$467</b>	<b>\$362</b>
A42R	42 x 42 x 1.5	85	73	5.75	<b>\$446</b>	<b>\$362</b>
A36R	36 x 36 x 1.5	92.5	54	4.90	<b>\$324</b>	<b>\$207</b>

**A48R** may be used with four monoposts. **A36R** and **A42R** may be used only with cross base or drum base.

- Available with the **Bicut Edge** at no upcharge. Please Specify "**CR**".
- **A48R** to be used with four monopost legs only, model **A5L**.
- **A42R** to be used with four monoposts (**A5L**) or cross base **A2727XB**
- **A36R** to be used with four monoposts (**A5L**) or drum base **A18Z**



Boardroom Table - Rectangular Top\*

A48120RE	48 x 120 x 1.5	70	274	13	<b>\$1003</b>	<b>\$826</b>
A4896RE	48 x 96 x 1.5	65	314	11.50	<b>\$764</b>	<b>\$671</b>
A3672RE	36 x 72 x 1.5	65	175	7	<b>\$563</b>	<b>\$387</b>

For use with two drum bases, two "V" bases, one panel base OR four monoposts. Predrilled for "V" base and panel base.

**Top comes in one piece, except for A48120RE (two pieces)**

- Available with the **Bicut Edge** at no upcharge. Please Specify "**CR**".
- **A48120RE** uses three drum bases, three "V" bases, one double panel base OR six monoposts.



Boardroom Table - Boat Shape Top

A48144B	48 x 144 x 1.5	60	237	7.50	<b>\$1163</b>	<b>\$980</b>
A48120B	48 x 120 x 1.5	60	198	6.30	<b>\$1003</b>	<b>\$826</b>
A4896B	48 x 96 x 1.5	70	193	9.80	<b>\$787</b>	<b>\$671</b>

For use with three drum bases, three "V" bases, one double panel base OR six monoposts. Predrilled for "V" base and panel base. **Top comes in two pieces, except for A4896B.**

- Available with the **Bicut Edge** at no upcharge. Please Specify "**CR**".
- **A4896B** uses two drum bases, two "V" bases, one panel base OR four monoposts.

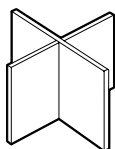


Boardroom Table - Racetrack Top

A48144RT	48 x 144 x 1.5	60	251	7.50	<b>\$1163</b>	<b>\$980</b>
A48120RT	48 x 120 x 1.5	60	204	6.30	<b>\$1003</b>	<b>\$826</b>
A4896RT	48 x 96 x 1.5	70	200	9.80	<b>\$787</b>	<b>\$671</b>
A3672RT	36 x 72 x 1.5	70	112	5.80	<b>\$605</b>	<b>\$387</b>

For use with three drum bases, three "V" bases, one double panel base OR six monoposts. Predrilled for "V" base and panel base. **Top comes in two pieces except for A4896RT and A3672RT.**

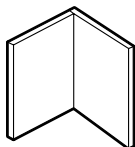
- Available with the **Bicut Edge** at no upcharge. Please Specify "**CR**".
- **NOTE:** 48" x 120" and 48" x 144" woodgrain finish Adaptabilities tables will not have a perfect match of grain at the center where the two halves meet.
- **A4896RT** and **A3672RT** use two drum bases, two "V" bases, one panel base OR four monoposts.



Cross Base

A2727XB	27 x 27 x 28	70	63	3.60	<b>\$300</b>	N/A
---------	--------------	----	----	------	--------------	-----

Use as the base for **36" or 42" round tops (model A36R or A42R)**. Shipped RTA (ready to assemble).



"V" Base

A1616V	16 x 16 x 28	60	39	1.10	<b>\$255</b>	N/A
A1616V2	16 x 16 x 28	60	74	1.10	<b>\$504</b>	N/A

Use as the base for **rectangular, boat shaped or racetrack tops**. Shipped RTA (ready to assemble).

- **A1616V2** is shipped 2 bases per carton.

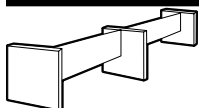
## Required Specifications

Finish  
Edge detail\*

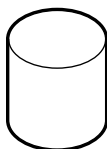
## Optional Specifications

HP laminate\*

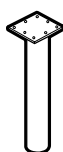
## BOARDROOM TABLES



Panel Base



Drum Base



Mono Post

MODEL#	DIMENSIONS	FREIGHT CLASS	WT/LBS.	CUBIC FT.	LIST PRICE	HP ADD
--------	------------	---------------	---------	-----------	------------	--------

D x W x H

A2488PB	24 x 88 x 28	70	119	6	<b>\$803</b>	N/A
A2445PB	24 x 45 x 28	70	76	4.30	<b>\$524</b>	N/A

Use as the base for **rectangular, boat shaped or racetrack tops**. Shipped RTA (ready to assemble).

- Use **A2488PB** for 120 - 144" wide tops.
- Use **A2445PB** for 72 - 96" wide tops.

A18Z	18 x 18 x 28	250	29	7.50	<b>\$563</b>	N/A
------	--------------	-----	----	------	--------------	-----

Use as the base for **36" or 42" round tops (model A36R or A42R)** and **72", 96", 120" or 144" wide tops**. Available in **Black finish only**.

- All Drum Bases require approx. 125 lb. of sand in each base for adequate stability. Sand not included.

A5L	5 x 5 x 28	100	13	1.50	<b>\$245</b>	N/A
-----	------------	-----	----	------	--------------	-----

Use as the base for **48" (model A48R) round tops** and **72", 96", 120" or 144" wide tops**.

- Post is shipped in separate carton. Standard in Black; Silver is available at no charge, please specify **SI**.

## BOARDROOM ACCESSORIES



Serving Cart\*

A2036SK	20 x 36 x 36	100	179	19	<b>\$1680</b>	<b>\$124</b>
---------	--------------	-----	-----	----	---------------	--------------

Includes **two** side opening, self-closing hinged doors, **two box drawers**, one slide-out tray and storage shelf. On casters.

- Available with the **Bicut Edge** at no upcharge. Please Specify "**AR**".
- Black handles are standard. Silver is available at no charge, please specify as **SI**.

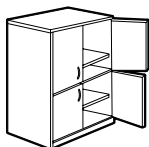


Serving Cart\*

A2020SK	20 x 20 x 36	92.5	114	11	<b>\$1054</b>	<b>\$83</b>
---------	--------------	------	-----	----	---------------	-------------

Includes **one** side opening, self-closing hinged door, **one box drawer**, one slide-out tray and storage shelf. On casters.

- Available with the **Bicut Edge** at no upcharge. Please Specify "**CR**".
- Black handles are standard. Silver is available at no charge, please specify as **SI**.



Audio/Visual Cabinet\*

A2436AV	24 x 36 x 65	65	272	11.25	<b>\$1922</b>	N/A
---------	--------------	----	-----	-------	---------------	-----

Includes **four** side opening doors covering two adjustable and two fixed shelves. Wire access through one grommet on back panel. Holds up to 27"H TV monitor. Shipped RTA (ready to assemble).

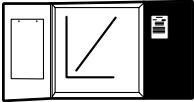

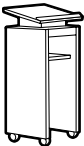
- Black handles are standard. Silver is available at no charge, please specify as **SI**.

### Required Specifications

Top finish \*  
Base finish  
Handles\*  
Edge detail\*

### Optional Specifications

Key #\*  
HP laminate\*

BOARDROOM ACCESSORIES		MODEL#	DIMENSIONS	FREIGHT CLASS	WT/LBS.	CUBIC FT.	LIST PRICE	HP ADD
 <b>Visual Board*</b>			D x W x H					
		AVB4848	4 x 48 x 48	70	135	9	\$1203	N/A
		Includes white board and two side opening doors containing cork board on right door and 50-sheet paper writing pad on left door. Marker board can be used for projection. Set of 4 dry markers and eraser included. • <b>NOTE:</b> Care should be taken to mount the units. Units should be mounted to wall studs using correct fasteners. Failure to do so may result in collapse of the unit and subsequent personal injury. Mounting hardware not included. Mounting hardware used should be based on wall material. Consult an installation professional for proper wall mounting.						
 <b>Flip Chart Pad</b>		FC	30 x 20 x 30	92.5	20	2	\$277	N/A
		Additional flip chart paper for double door visual boards. 50 sheets per pad. Five pads per package. Price is per package.						
 <b>Lectern*</b>		A1844LC	18 x 24 x 44	70	92	4.80	\$643	\$83
		Features angled stand, storage shelf and casters. Shipped RTA (ready to assemble).						

Required Specifications	Optional Specifications
Top finish*	HP laminate (lectern)
Base finish*	