

cosmo

contemporary style, elegance, and comfort

GSA SIN # 711-18

- Task, executive and conference seating
- Back styles include: knit, mesh and upholstered
- Aluminum base standard
- Warranted up to 250 lbs with GT
- Warranted up to 300 lbs with X2
- CAL TB 133 Fire Code approved



KNIT BACK - KB

| MODEL | CONTROL | DESCRIPTION | ARM | FABRIC/LEATHER | | | | | | | | | | | | | | | | | | | | | | | | | | | | | | | | | | | | | | | | | | | | | | | | | | | | | | | | | | | | | | | | | | | | | | |
|-------|---------|---|------------|---|-------|------|--------|------|------|---|---|--------|----|----|------|------|------|------|------|------|------|------|------|------|------|------|------|------|------|------|------|------|------|------|--|--|--|--|--|--|--|--|--|--|--|--|--|--|--|--|--|--|--|--|--|--|--|--|--|--|--|--|--|--|--|--|--|--|--|--|--|--|--|--|
| 3250 | X2 | <div><div><div><div><div></div></div></div><div><div><div></div></div></div></div><div><div><div></div></div></div><div><div><div></div></div></div></div> <div>MID-BACK DYNAMIC SYNCHRO TILT CONTROL</div> <div>Use for a variety of general office task seating, including private office and conference room seating.</div> <td>A31 A32</td> <td><table><tr><th>A/COM</th><th>B</th><th>C</th><th>D</th><th>E</th><th>F</th><th>G</th><th>L3/COL</th><th>L4</th><th>L5</th></tr><tr><td>915</td><td>945</td><td>965</td><td>995</td><td>1030</td><td>1070</td><td>1110</td><td>975</td><td>1010</td><td>1145</td></tr><tr><td>935</td><td>965</td><td>985</td><td>1015</td><td>1050</td><td>1090</td><td>1130</td><td>995</td><td>1030</td><td>1165</td></tr><tr><td></td><td></td><td></td><td></td><td></td><td></td><td></td><td></td><td></td><td></td></tr><tr><td></td><td></td><td></td><td></td><td></td><td></td><td></td><td></td><td></td><td></td></tr><tr><td></td><td></td><td></td><td></td><td></td><td></td><td></td><td></td><td></td><td></td></tr><tr><td></td><td></td><td></td><td></td><td></td><td></td><td></td><td></td><td></td><td></td></tr></table><div>SEAT SLIDER - STANDARD</div></td> | A31 A32 | <table><tr><th>A/COM</th><th>B</th><th>C</th><th>D</th><th>E</th><th>F</th><th>G</th><th>L3/COL</th><th>L4</th><th>L5</th></tr><tr><td>915</td><td>945</td><td>965</td><td>995</td><td>1030</td><td>1070</td><td>1110</td><td>975</td><td>1010</td><td>1145</td></tr><tr><td>935</td><td>965</td><td>985</td><td>1015</td><td>1050</td><td>1090</td><td>1130</td><td>995</td><td>1030</td><td>1165</td></tr><tr><td></td><td></td><td></td><td></td><td></td><td></td><td></td><td></td><td></td><td></td></tr><tr><td></td><td></td><td></td><td></td><td></td><td></td><td></td><td></td><td></td><td></td></tr><tr><td></td><td></td><td></td><td></td><td></td><td></td><td></td><td></td><td></td><td></td></tr><tr><td></td><td></td><td></td><td></td><td></td><td></td><td></td><td></td><td></td><td></td></tr></table> <div>SEAT SLIDER - STANDARD</div> | A/COM | B | C | D | E | F | G | L3/COL | L4 | L5 | 915 | 945 | 965 | 995 | 1030 | 1070 | 1110 | 975 | 1010 | 1145 | 935 | 965 | 985 | 1015 | 1050 | 1090 | 1130 | 995 | 1030 | 1165 | | | | | | | | | | | | | | | | | | | | | | | | | | | | | | | | | | | | | | | | |
| A/COM | B | C | D | E | F | G | L3/COL | L4 | L5 | | | | | | | | | | | | | | | | | | | | | | | | | | | | | | | | | | | | | | | | | | | | | | | | | | | | | | | | | | | | | | | | | |
| 915 | 945 | 965 | 995 | 1030 | 1070 | 1110 | 975 | 1010 | 1145 | | | | | | | | | | | | | | | | | | | | | | | | | | | | | | | | | | | | | | | | | | | | | | | | | | | | | | | | | | | | | | | | | |
| 935 | 965 | 985 | 1015 | 1050 | 1090 | 1130 | 995 | 1030 | 1165 | | | | | | | | | | | | | | | | | | | | | | | | | | | | | | | | | | | | | | | | | | | | | | | | | | | | | | | | | | | | | | | | | |
| | | | | | | | | | | | | | | | | | | | | | | | | | | | | | | | | | | | | | | | | | | | | | | | | | | | | | | | | | | | | | | | | | | | | | | | | | | |
| | | | | | | | | | | | | | | | | | | | | | | | | | | | | | | | | | | | | | | | | | | | | | | | | | | | | | | | | | | | | | | | | | | | | | | | | | | |
| | | | | | | | | | | | | | | | | | | | | | | | | | | | | | | | | | | | | | | | | | | | | | | | | | | | | | | | | | | | | | | | | | | | | | | | | | | |
| | | | | | | | | | | | | | | | | | | | | | | | | | | | | | | | | | | | | | | | | | | | | | | | | | | | | | | | | | | | | | | | | | | | | | | | | | | |
| 3260 | X2 | <div><div><div><div><div></div></div></div><div><div><div></div></div></div></div><div><div><div></div></div></div><div><div><div></div></div></div></div> <div>HIGH-BACK DYNAMIC SYNCHRO TILT CONTROL</div> <div>Use for a variety of general office task seating, including private office and conference room seating.</div> <td>A31 A32</td> <td><table><tr><th>A/COM</th><th>B</th><th>C</th><th>D</th><th>E</th><th>F</th><th>G</th><th>L3/COL</th><th>L4</th><th>L5</th></tr><tr><td>1015</td><td>1045</td><td>1065</td><td>1095</td><td>1130</td><td>1170</td><td>1210</td><td>1075</td><td>1110</td><td>1245</td></tr><tr><td>1035</td><td>1065</td><td>1085</td><td>1115</td><td>1150</td><td>1190</td><td>1230</td><td>1095</td><td>1130</td><td>1265</td></tr><tr><td></td><td></td><td></td><td></td><td></td><td></td><td></td><td></td><td></td><td></td></tr><tr><td></td><td></td><td></td><td></td><td></td><td></td><td></td><td></td><td></td><td></td></tr><tr><td></td><td></td><td></td><td></td><td></td><td></td><td></td><td></td><td></td><td></td></tr><tr><td></td><td></td><td></td><td></td><td></td><td></td><td></td><td></td><td></td><td></td></tr></table><div>SEAT SLIDER - STANDARD</div></td> | A31 A32 | <table><tr><th>A/COM</th><th>B</th><th>C</th><th>D</th><th>E</th><th>F</th><th>G</th><th>L3/COL</th><th>L4</th><th>L5</th></tr><tr><td>1015</td><td>1045</td><td>1065</td><td>1095</td><td>1130</td><td>1170</td><td>1210</td><td>1075</td><td>1110</td><td>1245</td></tr><tr><td>1035</td><td>1065</td><td>1085</td><td>1115</td><td>1150</td><td>1190</td><td>1230</td><td>1095</td><td>1130</td><td>1265</td></tr><tr><td></td><td></td><td></td><td></td><td></td><td></td><td></td><td></td><td></td><td></td></tr><tr><td></td><td></td><td></td><td></td><td></td><td></td><td></td><td></td><td></td><td></td></tr><tr><td></td><td></td><td></td><td></td><td></td><td></td><td></td><td></td><td></td><td></td></tr><tr><td></td><td></td><td></td><td></td><td></td><td></td><td></td><td></td><td></td><td></td></tr></table> <div>SEAT SLIDER - STANDARD</div> | A/COM | B | C | D | E | F | G | L3/COL | L4 | L5 | 1015 | 1045 | 1065 | 1095 | 1130 | 1170 | 1210 | 1075 | 1110 | 1245 | 1035 | 1065 | 1085 | 1115 | 1150 | 1190 | 1230 | 1095 | 1130 | 1265 | | | | | | | | | | | | | | | | | | | | | | | | | | | | | | | | | | | | | | | | |
| A/COM | B | C | D | E | F | G | L3/COL | L4 | L5 | | | | | | | | | | | | | | | | | | | | | | | | | | | | | | | | | | | | | | | | | | | | | | | | | | | | | | | | | | | | | | | | | |
| 1015 | 1045 | 1065 | 1095 | 1130 | 1170 | 1210 | 1075 | 1110 | 1245 | | | | | | | | | | | | | | | | | | | | | | | | | | | | | | | | | | | | | | | | | | | | | | | | | | | | | | | | | | | | | | | | | |
| 1035 | 1065 | 1085 | 1115 | 1150 | 1190 | 1230 | 1095 | 1130 | 1265 | | | | | | | | | | | | | | | | | | | | | | | | | | | | | | | | | | | | | | | | | | | | | | | | | | | | | | | | | | | | | | | | | |
| | | | | | | | | | | | | | | | | | | | | | | | | | | | | | | | | | | | | | | | | | | | | | | | | | | | | | | | | | | | | | | | | | | | | | | | | | | |
| | | | | | | | | | | | | | | | | | | | | | | | | | | | | | | | | | | | | | | | | | | | | | | | | | | | | | | | | | | | | | | | | | | | | | | | | | | |
| | | | | | | | | | | | | | | | | | | | | | | | | | | | | | | | | | | | | | | | | | | | | | | | | | | | | | | | | | | | | | | | | | | | | | | | | | | |
| | | | | | | | | | | | | | | | | | | | | | | | | | | | | | | | | | | | | | | | | | | | | | | | | | | | | | | | | | | | | | | | | | | | | | | | | | | |
| 3250 | GT | <div><div><div><div><div></div></div></div><div><div><div></div></div></div></div><div><div><div></div></div></div><div><div><div></div></div></div></div> <div>GUEST CHAIR</div> <div>Well suited for guest seating. Comes standard with non-marring glides</div> <td>A33</td> <td><table><tr><th>A/COM</th><th>B</th><th>C</th><th>D</th><th>E</th><th>F</th><th>G</th><th>L3/COL</th><th>L4</th><th>L5</th></tr><tr><td>765</td><td>795</td><td>815</td><td>845</td><td>880</td><td>920</td><td>960</td><td>825</td><td>860</td><td>995</td></tr><tr><td></td><td></td><td></td><td></td><td></td><td></td><td></td><td></td><td></td><td></td></tr><tr><td></td><td></td><td></td><td></td><td></td><td></td><td></td><td></td><td></td><td></td></tr><tr><td></td><td></td><td></td><td></td><td></td><td></td><td></td><td></td><td></td><td></td></tr><tr><td></td><td></td><td></td><td></td><td></td><td></td><td></td><td></td><td></td><td></td></tr></table><div>SHIPS FULLY ASSEMBLED EITHER AC OR AB</div></td> | A33 | <table><tr><th>A/COM</th><th>B</th><th>C</th><th>D</th><th>E</th><th>F</th><th>G</th><th>L3/COL</th><th>L4</th><th>L5</th></tr><tr><td>765</td><td>795</td><td>815</td><td>845</td><td>880</td><td>920</td><td>960</td><td>825</td><td>860</td><td>995</td></tr><tr><td></td><td></td><td></td><td></td><td></td><td></td><td></td><td></td><td></td><td></td></tr><tr><td></td><td></td><td></td><td></td><td></td><td></td><td></td><td></td><td></td><td></td></tr><tr><td></td><td></td><td></td><td></td><td></td><td></td><td></td><td></td><td></td><td></td></tr><tr><td></td><td></td><td></td><td></td><td></td><td></td><td></td><td></td><td></td><td></td></tr></table> <div>SHIPS FULLY ASSEMBLED EITHER AC OR AB</div> | A/COM | B | C | D | E | F | G | L3/COL | L4 | L5 | 765 | 795 | 815 | 845 | 880 | 920 | 960 | 825 | 860 | 995 | | | | | | | | | | | | | | | | | | | | | | | | | | | | | | | | | | | | | | | | | | | | | | | | | | |
| A/COM | B | C | D | E | F | G | L3/COL | L4 | L5 | | | | | | | | | | | | | | | | | | | | | | | | | | | | | | | | | | | | | | | | | | | | | | | | | | | | | | | | | | | | | | | | | |
| 765 | 795 | 815 | 845 | 880 | 920 | 960 | 825 | 860 | 995 | | | | | | | | | | | | | | | | | | | | | | | | | | | | | | | | | | | | | | | | | | | | | | | | | | | | | | | | | | | | | | | | | |
| | | | | | | | | | | | | | | | | | | | | | | | | | | | | | | | | | | | | | | | | | | | | | | | | | | | | | | | | | | | | | | | | | | | | | | | | | | |
| | | | | | | | | | | | | | | | | | | | | | | | | | | | | | | | | | | | | | | | | | | | | | | | | | | | | | | | | | | | | | | | | | | | | | | | | | | |
| | | | | | | | | | | | | | | | | | | | | | | | | | | | | | | | | | | | | | | | | | | | | | | | | | | | | | | | | | | | | | | | | | | | | | | | | | | |
| | | | | | | | | | | | | | | | | | | | | | | | | | | | | | | | | | | | | | | | | | | | | | | | | | | | | | | | | | | | | | | | | | | | | | | | | | | |

CREATING COSMO MODEL NUMBER

| MODEL NUMBER | | CONTROL | | ARMS | | BACK TYPE | | KNIT COLOR | | GRADE | | CASTERS | | PACKAGING | | OPTIONS | |
|--------------|---|---------|--|------|---|-----------|--|------------|---|-------|--|---------|--|-----------|--|---------|--|
| 3 | 2 | | | X | 2 | A | | K | B | K | | | | | | | |

* GT MODELS DO NOT HAVE A CASTER CODE

PACKAGING NOTES

| CODE | DESCRIPTION | LIST UPCHARGE |
|------|--------------------------------|---------------|
| AB | ASSEMBLED IN BAG FOR WILL CALL | \$0 |
| BAC | BACK ASSEMBLED IN CARTON | \$0 |

FEATURES

- Pneumatic Seat Height Adjustment
- Side Adjustable Tilt Tension Control
- Back and Seat Tilt in 2.6:1 Ratio
- 26° Tilt of Back, 10° Seat Tilt
- 11 Locking Positions
- 2 Position Forward Seat Angle Adj
- Standard Seat Slider Adds 3" Adj
- Standard with Heavy Duty Hard Floor Casters

DIMENSIONS

WIDTH: 26.0-28.5
DEPTH: 25.0
HEIGHT: 40.0-45.5
SEAT WIDTH: 20.0
SEAT DEPTH: 17.5-20.0
SEAT HEIGHT: 17.5-22.0
BACK WIDTH: 19.5
BACK HEIGHT: 22.0
COM: 0.8 YD
COL: 10.0 SQ FT
WEIGHT: 42.0 LB

- Pneumatic Seat Height Adjustment
- Side Adjustable Tilt Tension Control
- Back and Seat Tilt in 2.6:1 Ratio
- 26° Tilt of Back, 10° Seat Tilt
- 11 Locking Positions
- 2 Position Forward Seat Angle Adj
- Standard Seat Slider Adds 3" Adj
- Standard with Heavy Duty Hard Floor Casters

WIDTH: 26.0-28.5
DEPTH: 25.0
HEIGHT: 47.0-51.5
SEAT WIDTH: 20.0
SEAT DEPTH: 17.5-20.0
SEAT HEIGHT: 17.5-22.0
BACK WIDTH: 19.5
BACK HEIGHT: 29.0
COM: 0.8 YD
COL: 10.0 SQ FT
WEIGHT: 44.0 LB

- Cantilever Frame Design
- Non-Marring Floor Glides

WIDTH: 26.0
DEPTH: 28.0
HEIGHT: 39.0
SEAT WIDTH: 20.0
SEAT DEPTH: 18.0
SEAT HEIGHT: 17.5
BACK WIDTH: 19.5
BACK HEIGHT: 22.0
COM: 0.8 YD
COL: 10.0 SQ FT
WEIGHT: 33.0 LB

ARM OPTIONS



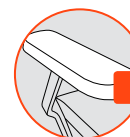
A31

Black Soft Touch Cantilever
Conference Arm



A32

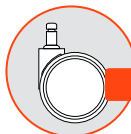
4-Way Adjustable Arm
Featuring Height and Width
Adjustment



A33

Fixed Arm with Soft
Polyurethane Pad
For Guest Model Only

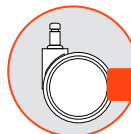
CASTER OPTIONS



C6

STD

Standard
65mm Hoodless
Casters



C6S

\$35

65mm Hoodless
Hard Floor Casters

KNIT COLORS

| | | | |
|-----------------|-------------------|-----------------|----------------|
| BLACK K01 | COGNAC K02 | HELSINKI K03 | COLOGNE K04 |
| PROVENCE K05 | BIRMINGHAM K06 | IVORY K07 | LONDON K08 |

cosmo



cosmo

contemporary style, elegance, and comfort

GSA SIN # 711-18

- Task, executive and conference seating
- Back styles include: knit, mesh and upholstered
- Aluminum base standard
- Warranted up to 250 lbs with GT
- Warranted up to 300 lbs with X2
- CAL TB 133 Fire Code approved



MESH BACK - MB

| MODEL | CONTROL | DESCRIPTION | ARM | FABRIC/LEATHER | | | | | | | | | | | | | | | | | | | | | | | | | | | | | | | | | | | | | | | | | | | | | | | | | | | | | | | | | | | | |
|-------|---------|--|---|---|-------|------|--------|------|------|---|---|--------|----|----|-----|-----|-----|-----|------|------|------|-----|------|------|-----|-----|-----|------|------|------|------|-----|------|------|--|--|--|--|--|--|--|--|--|--|--|--|--|--|--|--|--|--|--|--|--|--|--|--|--|--|--|--|--|--|
| 3250 | X2 | <div><div>MID-BACK DYNAMIC SYNCHRO TILT CONTROL</div><div>Use for a variety of general office task seating, including private office and conference room seating.</div></div> | <div>A31</div> <div>A32</div> <div></div> <div></div> <div></div> | <table><tr><th>A/COM</th><th>B</th><th>C</th><th>D</th><th>E</th><th>F</th><th>G</th><th>L3/COL</th><th>L4</th><th>L5</th></tr><tr><td>815</td><td>845</td><td>865</td><td>895</td><td>930</td><td>970</td><td>1010</td><td>875</td><td>910</td><td>1045</td></tr><tr><td>835</td><td>865</td><td>885</td><td>915</td><td>950</td><td>990</td><td>1030</td><td>895</td><td>930</td><td>1065</td></tr><tr><td></td><td></td><td></td><td></td><td></td><td></td><td></td><td></td><td></td><td></td></tr><tr><td></td><td></td><td></td><td></td><td></td><td></td><td></td><td></td><td></td><td></td></tr><tr><td></td><td></td><td></td><td></td><td></td><td></td><td></td><td></td><td></td><td></td></tr></table> <div>SEAT SLIDER - STANDARD</div> | A/COM | B | C | D | E | F | G | L3/COL | L4 | L5 | 815 | 845 | 865 | 895 | 930 | 970 | 1010 | 875 | 910 | 1045 | 835 | 865 | 885 | 915 | 950 | 990 | 1030 | 895 | 930 | 1065 | | | | | | | | | | | | | | | | | | | | | | | | | | | | | | |
| A/COM | B | C | D | E | F | G | L3/COL | L4 | L5 | | | | | | | | | | | | | | | | | | | | | | | | | | | | | | | | | | | | | | | | | | | | | | | | | | | | | | | |
| 815 | 845 | 865 | 895 | 930 | 970 | 1010 | 875 | 910 | 1045 | | | | | | | | | | | | | | | | | | | | | | | | | | | | | | | | | | | | | | | | | | | | | | | | | | | | | | | |
| 835 | 865 | 885 | 915 | 950 | 990 | 1030 | 895 | 930 | 1065 | | | | | | | | | | | | | | | | | | | | | | | | | | | | | | | | | | | | | | | | | | | | | | | | | | | | | | | |
| | | | | | | | | | | | | | | | | | | | | | | | | | | | | | | | | | | | | | | | | | | | | | | | | | | | | | | | | | | | | | | | | |
| | | | | | | | | | | | | | | | | | | | | | | | | | | | | | | | | | | | | | | | | | | | | | | | | | | | | | | | | | | | | | | | | |
| | | | | | | | | | | | | | | | | | | | | | | | | | | | | | | | | | | | | | | | | | | | | | | | | | | | | | | | | | | | | | | | | |
| 3260 | X2 | <div><div>HIGH-BACK DYNAMIC SYNCHRO TILT CONTROL</div><div>Use for a variety of general office task seating, including private office and conference room seating.</div></div> | <div>A31</div> <div>A32</div> <div></div> <div></div> <div></div> | <table><tr><th>A/COM</th><th>B</th><th>C</th><th>D</th><th>E</th><th>F</th><th>G</th><th>L3/COL</th><th>L4</th><th>L5</th></tr><tr><td>915</td><td>945</td><td>965</td><td>995</td><td>1030</td><td>1070</td><td>1110</td><td>975</td><td>1010</td><td>1145</td></tr><tr><td>935</td><td>965</td><td>985</td><td>1015</td><td>1050</td><td>1090</td><td>1130</td><td>995</td><td>1030</td><td>1165</td></tr><tr><td></td><td></td><td></td><td></td><td></td><td></td><td></td><td></td><td></td><td></td></tr><tr><td></td><td></td><td></td><td></td><td></td><td></td><td></td><td></td><td></td><td></td></tr><tr><td></td><td></td><td></td><td></td><td></td><td></td><td></td><td></td><td></td><td></td></tr></table> <div>SEAT SLIDER - STANDARD</div> | A/COM | B | C | D | E | F | G | L3/COL | L4 | L5 | 915 | 945 | 965 | 995 | 1030 | 1070 | 1110 | 975 | 1010 | 1145 | 935 | 965 | 985 | 1015 | 1050 | 1090 | 1130 | 995 | 1030 | 1165 | | | | | | | | | | | | | | | | | | | | | | | | | | | | | | |
| A/COM | B | C | D | E | F | G | L3/COL | L4 | L5 | | | | | | | | | | | | | | | | | | | | | | | | | | | | | | | | | | | | | | | | | | | | | | | | | | | | | | | |
| 915 | 945 | 965 | 995 | 1030 | 1070 | 1110 | 975 | 1010 | 1145 | | | | | | | | | | | | | | | | | | | | | | | | | | | | | | | | | | | | | | | | | | | | | | | | | | | | | | | |
| 935 | 965 | 985 | 1015 | 1050 | 1090 | 1130 | 995 | 1030 | 1165 | | | | | | | | | | | | | | | | | | | | | | | | | | | | | | | | | | | | | | | | | | | | | | | | | | | | | | | |
| | | | | | | | | | | | | | | | | | | | | | | | | | | | | | | | | | | | | | | | | | | | | | | | | | | | | | | | | | | | | | | | | |
| | | | | | | | | | | | | | | | | | | | | | | | | | | | | | | | | | | | | | | | | | | | | | | | | | | | | | | | | | | | | | | | | |
| | | | | | | | | | | | | | | | | | | | | | | | | | | | | | | | | | | | | | | | | | | | | | | | | | | | | | | | | | | | | | | | | |
| 3250 | GT | <div><div>GUEST CHAIR</div><div>Well suited for guest seating. Comes standard with non-marring glides</div></div> | <div>A33</div> <div></div> <div></div> <div></div> <div></div> | <table><tr><th>A/COM</th><th>B</th><th>C</th><th>D</th><th>E</th><th>F</th><th>G</th><th>L3/COL</th><th>L4</th><th>L5</th></tr><tr><td>665</td><td>695</td><td>715</td><td>745</td><td>780</td><td>820</td><td>860</td><td>725</td><td>760</td><td>895</td></tr><tr><td></td><td></td><td></td><td></td><td></td><td></td><td></td><td></td><td></td><td></td></tr><tr><td></td><td></td><td></td><td></td><td></td><td></td><td></td><td></td><td></td><td></td></tr><tr><td></td><td></td><td></td><td></td><td></td><td></td><td></td><td></td><td></td><td></td></tr><tr><td></td><td></td><td></td><td></td><td></td><td></td><td></td><td></td><td></td><td></td></tr></table> <div>SHIPS FULLY ASSEMBLED EITHER AC OR AB</div> | A/COM | B | C | D | E | F | G | L3/COL | L4 | L5 | 665 | 695 | 715 | 745 | 780 | 820 | 860 | 725 | 760 | 895 | | | | | | | | | | | | | | | | | | | | | | | | | | | | | | | | | | | | | | | | |
| A/COM | B | C | D | E | F | G | L3/COL | L4 | L5 | | | | | | | | | | | | | | | | | | | | | | | | | | | | | | | | | | | | | | | | | | | | | | | | | | | | | | | |
| 665 | 695 | 715 | 745 | 780 | 820 | 860 | 725 | 760 | 895 | | | | | | | | | | | | | | | | | | | | | | | | | | | | | | | | | | | | | | | | | | | | | | | | | | | | | | | |
| | | | | | | | | | | | | | | | | | | | | | | | | | | | | | | | | | | | | | | | | | | | | | | | | | | | | | | | | | | | | | | | | |
| | | | | | | | | | | | | | | | | | | | | | | | | | | | | | | | | | | | | | | | | | | | | | | | | | | | | | | | | | | | | | | | | |
| | | | | | | | | | | | | | | | | | | | | | | | | | | | | | | | | | | | | | | | | | | | | | | | | | | | | | | | | | | | | | | | | |
| | | | | | | | | | | | | | | | | | | | | | | | | | | | | | | | | | | | | | | | | | | | | | | | | | | | | | | | | | | | | | | | | |

CREATING COSMO MODEL NUMBER

| MODEL NUMBER | | CONTROL | | ARMS | | BACK TYPE | | KNIT COLOR | | GRADE | | CASTERS | | PACKAGING | | OPTIONS | |
|--------------|---|---------|--|------|---|-----------|--|------------|---|-------|--|---------|--|-----------|--|---------|--|
| 3 | 2 | | | X | 2 | A | | M | B | M | | | | | | | |

* GT MODELS DO NOT HAVE A CASTER CODE

PACKAGING NOTES

| CODE | DESCRIPTION | LIST UPCHARGE |
|------|--------------------------------|---------------|
| AB | ASSEMBLED IN BAG FOR WILL CALL | \$0 |
| BAC | BACK ASSEMBLED IN CARTON | \$0 |

FEATURES

- Pneumatic Seat Height Adjustment
- Side Adjustable Tilt Tension Control
- Back and Seat Tilt in 2.6:1 Ratio
- 26° Tilt of Back, 10° Seat Tilt
- 11 Locking Positions
- 2 Position Forward Seat Angle Adj
- Standard Seat Slider Adds 3" Adj
- Standard with Heavy Duty Hard Floor Casters

DIMENSIONS

WIDTH: 26.0-28.5
DEPTH: 25.0
HEIGHT: 40.0-45.5
SEAT WIDTH: 20.0
SEAT DEPTH: 17.5-20.0
SEAT HEIGHT: 17.5-22.0
BACK WIDTH: 19.5
BACK HEIGHT: 22.0
COM: 0.8 YD
COL: 10.0 SQ FT
WEIGHT: 42.0 LB

- Pneumatic Seat Height Adjustment
- Side Adjustable Tilt Tension Control
- Back and Seat Tilt in 2.6:1 Ratio
- 26° Tilt of Back, 10° Seat Tilt
- 11 Locking Positions
- 2 Position Forward Seat Angle Adj
- Standard Seat Slider Adds 3" Adj
- Standard with Heavy Duty Hard Floor Casters

WIDTH: 26.0-28.5
DEPTH: 25.0
HEIGHT: 47.0-51.5
SEAT WIDTH: 20.0
SEAT DEPTH: 17.5-20.0
SEAT HEIGHT: 17.5-22.0
BACK WIDTH: 19.5
BACK HEIGHT: 29.0
COM: 0.8 YD
COL: 10.0 SQ FT
WEIGHT: 44.0 LB

- Cantilever Frame Design
- Non-Marring Floor Glides

WIDTH: 26.0
DEPTH: 28.0
HEIGHT: 39.0
SEAT WIDTH: 20.0
SEAT DEPTH: 18.0
SEAT HEIGHT: 17.5
BACK WIDTH: 19.5
BACK HEIGHT: 22.0
COM: 0.8 YD
COL: 10.0 SQ FT
WEIGHT: 33.0 LB

ARM OPTIONS



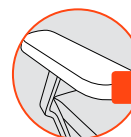
A31

Black Soft Touch Cantilever Conference Arm



A32

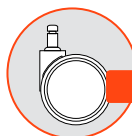
4-Way Adjustable Arm
Featuring Height and Width Adjustment



A33

Fixed Arm with Soft Polyurethane Pad
For Guest Model Only

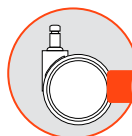
CASTER OPTIONS



C6

STD

Standard
65mm Hoodless
Casters



C6S

\$35

65mm Hoodless
Hard Floor Casters

MESH COLORS

| | | |
|--------------|-------------|---------------|
| BLACK M11 | GRAY M12 | SILVER M13 |
|--------------|-------------|---------------|

cosmo



contemporary style, elegance, and comfort

- Task, executive and conference seating
- Back styles include: knit, mesh and upholstered
- Aluminum base standard
- Warranted up to 250 lbs with GT
- Warranted up to 300 lbs with X2



| MODEL | CONTROL | DESCRIPTION | ARM | LEATHER |
|---------------------------------------|---------|--|-----|--------------------|
| 3200 | X2 | MID-BACK DYNAMIC SYNCHRO TILT CONTROL Use for a variety of general office task seating, including private office and conference room seating. | A31 | L3/COL L4 L5 |
| | | | A32 | 1000 1050 1115 |
| | | | | 1020 1070 1115 |
| | | | | |
| | | | | |
| | | | | |
| SEAT SLIDER - STANDARD | | | | |
| 3210 | X2 | HIGH-BACK DYNAMIC SYNCHRO TILT CONTROL Use for a variety of general office task seating, including private office and conference room seating. | A31 | L3/COL L4 L5 |
| | | | A32 | 1150 1200 1865 |
| | | | | 1170 1220 1885 |
| | | | | |
| | | | | |
| | | | | |
| SEAT SLIDER - STANDARD | | | | |
| 3200 | GT | GUEST CHAIR Well suited for guest seating. Comes standard with non-marring glides | A33 | L3/COL L4 L5 |
| | | | | 850 900 965 |
| | | | | |
| | | | | |
| | | | | |
| | | | | |
| SHIPS FULLY ASSEMBLED EITHER AC OR AB | | | | |

CREATING COSMO MODEL NUMBER

| MODEL NUMBER | | | CONTROL | | ARMS | | BACK TYPE | | GRADE | | CASTERS | | | PACKAGING | | | OPTIONS | | |
|--------------|---|--|---------|---|------|--|-----------|---|-------|--|---------|--|--|-----------|--|--|---------|--|--|
| 3 | 2 | | X | 2 | A | | U | B | | | | | | | | | | | |

* GT MODELS DO NOT HAVE A CASTER CODE

PACKAGING NOTES

| CODE | DESCRIPTION | LIST UPCHARGE |
|------|--------------------------------|---------------|
| AB | ASSEMBLED IN BAG FOR WILL CALL | \$0 |
| BAC | BACK ASSEMBLED IN CARTON | \$0 |

FEATURES

- Pneumatic Seat Height Adjustment
- Side Adjustable Tilt Tension Control
- Back and Seat Tilt in 2.6:1 Ratio
- 26° Tilt of Back, 10° Seat Tilt
- 11 Locking Positions
- 2 Position Forward Seat Angle Adj
- Standard Seat Slider Adds 3" Adj
- Standard with Heavy Duty Hard Floor Casters

DIMENSIONS

WIDTH: 26.0-28.5
DEPTH: 25.0
HEIGHT: 40.0-45.5
SEAT WIDTH: 20.0
SEAT DEPTH: 17.0-19.5
SEAT HEIGHT: 18.0-22.5
BACK WIDTH: 20.0
BACK HEIGHT: 22.0
COL: 28.0 SQ FT
WEIGHT: 48.0 LB

- Pneumatic Seat Height Adjustment
- Side Adjustable Tilt Tension Control
- Back and Seat Tilt in 2.6:1 Ratio
- 26° Tilt of Back, 10° Seat Tilt
- 11 Locking Positions
- 2 Position Forward Seat Angle Adj
- Standard Seat Slider Adds 3" Adj
- Standard with Heavy Duty Hard Floor Casters
- 4 Way Adjustable Headrest

WIDTH: 26.0-28.5
DEPTH: 25.0
HEIGHT: 47.0-51.5
SEAT WIDTH: 20.0
SEAT DEPTH: 16.0-18.5
SEAT HEIGHT: 17.5-22.0
BACK WIDTH: 20.0
BACK HEIGHT: 29.0
COL: 42.0 SQ FT
WEIGHT: 55.0 LB

- Cantilever Frame Design
- Non-Marring Floor Glides

WIDTH: 26.0
DEPTH: 28.0
HEIGHT: 39.0
SEAT WIDTH: 20.0
SEAT DEPTH: 16.5
SEAT HEIGHT: 17.5
BACK WIDTH: 20.0
BACK HEIGHT: 22.0
COL: 28.0 SQ FT
WEIGHT: 38.0 LB

ARM OPTIONS



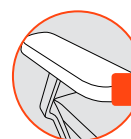
A31

Black Soft Touch Cantilever Conference Arm



A32

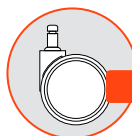
4-Way Adjustable Arm
Featuring Height and Width Adjustment



A33

Fixed Arm with Soft Polyurethane Pad
For Guest Model Only

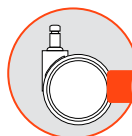
CASTER OPTIONS



C6

STD

Standard
65mm Hoodless
Casters



C6S

\$35

65mm Hoodless
Hard Floor Casters

LEATHER COLORS

| | | | | | |
|--------------|--------------|-----------------|-----------------|--------------|---------------|
| BLACK L31 | BROWN L32 | SANSTONE L40 | MOCHA L41 | TAUPE L42 | SADDLE L43 |
| GRAY L44 | NAVY L45 | GREEN L46 | BURGUNDY L47 | WHITE L48 | |